


FSD3467

Finnish National Election Study 2019

Codebook



FINNISH SOCIAL SCIENCE DATA ARCHIVE

The bibliographic citation for this codebook:

Finnish National Election Study 2019 [codebook]. Finnish Social Science Data Archive [producer and distributor], 2022.

This codebook has been generated from the version 2.0 (15.9.2021) of the data.

Finnish Social Science Data Archive
FIN-33014 University of Tampere

FSD User Services:
asiakaspalvelu.fsd@uta.fi
+358 40 190 1442

Aila Data Service Portal:
<https://services.fsd.uta.fi/>

Finnish Social Science Data Archive
<http://www.fsd.uta.fi/en/>

To the reader

This codebook is part of the data FSD3467 archived at the FSD (Finnish Social Science Data Archive). The dataset has been described in as much detail as possible in Finnish and English. Variable frequencies, variable and value labels, and missing values have been checked. If necessary, the data have been anonymised. The data and its creators shall be cited in all publications and presentations for which the data have been used. The bibliographic citation may be in the form suggested by the archive or in the form required by the publication. The bibliographic citation suggested by the archive:

Grönlund, Kimmo (Åbo Akademi University) & Borg, Sami (Tampere University):
Finnish National Election Study 2019 [dataset]. Version 2.0 (2021-09-15). Finnish
Social Science Data Archive [distributor]. <http://urn.fi/urn:nbn:fi:fsd:T-FSD3467>

The user shall notify the archive of all publications where she or he has used the data. The original data creators and the archive bear no responsibility for any results or interpretations arising from the reuse of the data.

The codebook contains information on data content, structure and data collection, and includes a list of publications wholly or in part based on the data, according to publication information received by the FSD. The second part of the codebook contains information on variables: question texts, response options, and frequencies. The third part contains indexes.

Variable distributions presented in this codebook have been generated from the SPSS files. Distribution tables present variable values, frequencies (n), frequency percentages (%), and valid percentages (v. %) which take into account missing data. All distributions are unweighted. If the data contain weight variables, these will be found at the end of the variables list. In some cases frequency distributions have been substituted by descriptive statistics. Categorised responses to open-ended questions are not always included in the codebook. Distributions may contain missing data. The note "System missing (SYSMIS)" refers to missing observations (e.g. a respondent has not answered all questions) whereas "Missing (User missing)" refers to data the user has defined as missing. For example, the user may decide to code answer alternatives 'don't want to say' or 'can't say' as missing data.

The codebook may contain attached files, the most common one being the questionnaire.

Contents

1	Study description	1
1.1	Titles	1
1.2	Subject description	1
1.3	Structure and collection of the data	4
1.4	Use of data	5
2	Variables	7
3	Indexes	217
3.1	Variables in the order of occurrence	217
3.2	Variables in alphabetical order	240
A	Questionnaire in Finnish	263
B	Questionnaire in Swedish	291
C	Questionnaire in Finnish: Self-administered questionnaire	319
D	Questionnaire in Swedish: Self-administered questionnaire	335
E	Information on the weight variables in English	351

Chapter 1

Study description

1.1 Titles

Titles and data version: Finnish National Election Study 2019

Titles and data version in Finnish: Eduskuntavaalitutkimus 2019

This codebook has been generated from the version 2.0 (15.9.2021) of the data.

1.2 Subject description

Authoring entity

Grönlund, Kimmo (Åbo Akademi University. Social Science Research Institute)

Borg, Sami (Tampere University. Faculty of Management and Business)

The following members of the election study consortium participated in questionnaire design (in addition to Sami Borg): Aino Tiihonen (Tampere University), Peter Söderlund (Åbo Akademi University) and Kim Strandberg (Åbo Akademi University).

Current (1.1.2018-31.12.2021) members of the board of the election study consortium are: Kimmo Grönlund (chair, Åbo Akademi University), Åsa von Schoultz (University of Helsinki), Sami Borg (Tampere University), Hanna Wass (University of Helsinki), Elina Kestilä-Kekkonen (Tampere University) and Kim Strandberg (Åbo Akademi University).

Copyright statement for the data

In accordance with the agreement between FSD and the depositor.

Depositor

Grönlund, Kimmo (Åbo Akademi University. Social Science Research Institute)

Date of deposit

7.8.2020

Keywords

constituencies; democracy; election campaigns; elections; electoral candidates; Internet; mass media; members of parliament; parliamentary elections; political allegiance; political attitudes; political participation; trust; voting

Topic Classification

Fields of Science Classification: Social sciences

CESSDA Classification: Elections; Political behaviour and attitudes

Series description

The data belong to the series:

Finnish National Election Studies

Finnish National Election Studies are nationally representative surveys conducted in connection with parliamentary elections in Finland. Data have been collected by the Election Study Consortium from the year 2003 onwards. For further information, see Finnish National Election Study Consortium site.

The data, collected through face-to-face interviews and self-administered questionnaires, allow study of changes in public opinion and democracy over time. Some modules are repeated but each study also contains questions on current issues. Main themes include political participation, political attitudes, candidate and party choice, voting, and election campaigning.

Abstract

This survey focused on the 2019 parliamentary elections in Finland. Main themes included political participation, political attitudes, party allegiance, candidate and party choice, and voting behaviour. Further topics included citizens' initiative, different ways of having a say in matters, and future prospects of Finland. The data were collected after the elections through face-to-face interviews and a self-administered drop-off questionnaire. The interview data contain Finland's contribution to the international CSES study (module 5). Data collection was funded by the Ministry of Justice.

First questions in the interview covered the respondents' interest in politics, attention paid to media coverage of the elections (including social media), Internet use, discussions about politics with others, party identification and self-perceived social class. The respondents were asked to what extent they agreed with some statements relating to voting, democracy, the electoral system, and decision-making. Willingness to influence things by own activity (for instance, by

participating in a demonstration or joining a consumer boycott) was charted as well as membership in a political party. Concerning citizens' initiative, the respondents were asked whether they thought the introduction of the initiative had promoted democracy in Finland and whether they had signed any initiatives. Opinions on the importance of the Internet and social media as channels of civic engagement were surveyed.

The survey also carried a set of attitudinal statements on voting, politics, political parties, politicians and public political influence (e.g. 'I have no say in what the Government and Parliament decide' or 'By voting, ordinary people can influence political decision-making'). With regard to the future prospects of Finland, the respondents were asked which future directions they thought sounded good or bad (e.g. 'more entrepreneurship and market economy', 'better equality between men and women').

The CSES module first explored the respondents' opinions on politicians and their actions, and immigration. Views on whether various factors contributed to being truly Finnish, whether corruption was widespread among politicians, whether the Government should take measures to bridge the income gap, and whether it made a difference who was in power or who people voted for were also charted. The respondents were asked to place themselves and the parties on a left-right axis. Questions also covered satisfaction with democracy in Finland and whether the respondents felt close to any party. Voting behaviour was studied with questions on whether the respondents had voted, the candidate of which party they had voted for, whether they had considered voting for a candidate of any other party and if yes, which party, whether they had voted in the previous parliamentary elections and which party they had voted for. Opinions on the parties in general as well as individual party leaders were surveyed. Finally, the respondents' factual knowledge of politics was tested with a few questions.

Non-voters were asked why they had not voted and how self-evident not voting had been to them. All those who had voted were asked what had influenced their choice of party, to what extent various issues had influenced their candidate choice, whether they had voted for a candidate who was of the same age and gender as themselves, and when they had decided which candidate and party to vote for. Trust in government and other institutions, groups and people was charted as well as views on the performance of the Government in the previous electoral term.

The self-administered questionnaire first surveyed the respondents' opinions on how easy it was to detect how the policy objectives of parties differed, how well the previous Government had handled various issues, and which issues they had found interesting in election campaigns. The respondents were also asked to what extent they agreed with a set of statements concerning current political issues (e.g. that Finland should leave the EU, Finland is too eager to meet the EU's environment and climate goals, and the right of same-sex couples to marry or adopt is a good thing) and the parliamentary elections (e.g. whether electoral legislation was unfair to smaller parties and voting had been made easy). The sources from which the respondents got relevant information for their voting choice were examined (e.g. family or friends, newspapers, TV, social media), and the respondents were asked whether they had noticed any forms of electoral disruption in the elections as well as whether they thought various forms of electoral disruption were possible in future elections.

Online voting and political activities and participation on the Internet were charted, as well as time spent on following news and other programmes on politics and topical issues. The extent to which the respondents came across different political opinions, news and other information on the Internet was studied. Other topics included views on whether male or female politicians

were better able to work in various policy sectors and opinions on the decision-making process of Finnish political parties as well as on whether promises had been fulfilled by parties after the 2015 parliamentary elections. The respondents' perceptions of their own financial situation and the Finnish economy and employment situation were also charted, as well as their satisfaction with their own life. Finally, personality traits of the respondents were surveyed using the Ten-item personality inventory (TIPI).

Variables beginning with 'k' are national election study variables, 'q' denotes CSES variables, 'p' denotes variables in the self-administered questionnaire, 'a' denotes CSES administrative variables and 'd' denotes background variables.

Background variables included, among others, the respondent's year of birth, gender, education, marital status, health status, trade union membership, economic activity and occupational status, employer type, unemployment periods, religiosity and religious attendance, mother tongue, gross annual household income, number of people in the household, type of neighbourhood/municipality, and electoral district.

1.3 Structure and collection of the data

Country: Finland

Geographic coverage: Finland

Analysis or observation unit type: Individual

Universe: People living in Finland and entitled to vote in the Finnish parliamentary elections in 2019, excluding the Åland Islands

Collection date: 17.4.2019 – 15.7.2019, 25.9.2019 – 5.10.2019

Data collector(s): Taloustutkimus

Data producer(s): Election Study Consortium

Mode of data collection: Face-to-face interview, Self-administered questionnaire: Web-based (CAWI), Self-administered questionnaire: Paper, Telephone interview

Type of research instrument: Structured questionnaire

Time period covered: 2019

Time method of the data collection: Longitudinal: Trend/Repeated cross-section

Number of variables and cases: The data contain 426 variables and 1598 cases.

Sampling procedure: Non-probability: Quota

The sample was drawn with the help of quota sampling, in which the quotas were based on NUTS3 region of residence, type of municipality of residence, mother tongue, gender and age of the respondents. The quota sampling was based on statistical data on the distribution of the target population according to the mentioned factors. In the first stage, the number of persons required by the study was regionally divided by NUTS3 major regions. In the second stage, municipality types within each NUTS3 region were taken into account by using the Eurostat DEGURBA classification. In the Uusimaa region, Helsinki was separated as its own area. Interviewees were selected based on the sampling. The interviews were conducted by using the starting point method, where the first interview was conducted in a randomly selected start-

ing point. Additionally, some interviews in city areas were conducted in one specific location (e.g. larger hall, convention centre) instead of the door-to-door method. For these interviews, the interviewer used the respondents' postal codes to ensure that all selected areas were sufficiently represented. Interviews of the Swedish-speaking respondents were conducted in regions where the proportion of Swedish-speaking residents was significant: Helsinki, Uusimaa, Finland Proper, and the Swedish-speaking regions of Ostrobothnia and Central Ostrobothnia. After the interview, the respondents were asked to complete a self-administered paper questionnaire with additional questions (drop-off questionnaire). 753 respondents completed the drop-off questionnaire. Approximately two thirds of the interviews were conducted in April and May. Some phone interviews were conducted between September 25 and October 5 of 2019 to reach the respondents who had mistakenly not been asked all questions in the interview.

1.4 Use of data

Data appraisal

A mistake occurred in programming of the questionnaire, which resulted in the original data including 288 respondents who had not been asked questions Q12LHA Q12LH-a - K18_SO K18 during the interview. These respondents were contacted later and asked to respond to the missing questions. Of the 288 respondents, 173 agreed to respond to the questions. As a result, the data include 115 respondents who, depending on their responses regarding voting behaviour, did not respond to 3-6 questions. These questions include the following: Nowadays many people do not vote in elections for one reason or the other. Did you vote or not in these parliamentary elections? - (If did not vote): How self-evident was it for you not to vote? - (If did not vote): If you had voted, the candidate of which party or group would you have voted for? - (If voted): The candidate of which party or group did you vote for in these parliamentary elections? - (If voted): How easy or difficult was it for you to choose the party or group whose candidate you voted for? - (If voted): How easy or difficult was it for you to find a suitable candidate? - (If voted): Did you consider voting for a candidate of any other party or group? - (If considered): Which party or group?

To prevent identification of participants, variables D23posti denoting the respondent's postal code and D14 denoting the occupation of the respondent's spouse/partner were removed from the data at FSD. Additionally, open-ended responses in the following variables were removed: D37_so denoting mother tongue, D34_so denoting trade union/professional association and D10_so denoting membership of a church or religious community. Responses in variable D17 denoting municipality of residence were categorised into the five largest cities in Finland, and a variable was created to denote the respondent's NUTS3 region of residence. Individual men's names were removed from two open-ended responses. Variable D07 denoting the respondent's occupation was categorised by using ISCO-08.

Related publications

Borg, Sami & Kestilä-Kekkonen, Elina & Wass, Hanna (2020) Poliitiikan ilmastonmuutos: Eduskuntavaalitutkimus 2019. Oikeusministeriön julkaisuja: Selvityksiä ja ohjeita 2020:5. Helsinki: Oikeusministeriö.

1. Study description

Borg, Sami & Koljonen, Kari (2020). Käyttöliittymä vaaleihin. Tutkimus vaalikoneista kansalaisten, ehdokkaiden ja journalismin näkökulmista. Tampere: Tampere University Press. <http://urn.fi/URN:ISBN:978-952-359-026-7>

Kärkkäinen, Franseska (2021) Kansalaisaloitteet ja sosiodemografiset tekijät - aseman yhteys allekirjoittamisaktiivisuuteen ja aloitteiden demokraattisen toimivuuden uskoon. Turku: Turun yliopisto. Sosiaalitieteiden Kandidaatin tutkielma.

Paljakka, Mari (2022). Äänestysosallistumisen syyperustelut eduskuntavaaleissa 2003 ja 2019. Tampere: Tampereen yliopisto. Poliitiikan tutkimuksen tutkinto-ohjelma. Pro gradu -tutkielma.

Updated list of publications in the study description at

https://services.fsd.uta.fi/catalogue/FSD3467?lang=en&study_language=en

Location of the data collection

Finnish Social Science Data Archive

Weighting

The data contain a weight variable [paino] which weights the sample to match the mother tongue, age, gender and electoral district distributions in the population as well as the actual vote share of parties in the election.

In 2021, updated weight variables were added for the main and self-administered questionnaires to enable more detailed comparison between the Finnish National Election Studies. The researchers recommend using these new weight variables when analysing the data. More information on the weight variables can be found in the attached background information file.

Restrictions

The dataset is (B) available for research, teaching and study.

Chapter 2

Variables

[FSD_NO] FSD study number

Question

FSD study number

Descriptive statistics

statistic	value
number of valid cases	1598
minimum	3467.00
maximum	3467.00
mean	3467.00
standard deviation	0.00

[FSD_VR] FSD edition number

Question

FSD edition number

Descriptive statistics

statistic	value
number of valid cases	1598
minimum	2.00
maximum	2.00
mean	2.00
standard deviation	0.00

[FSD_ID] FSD case id

Question

FSD case id

Descriptive statistics

statistic	value
number of valid cases	1598
minimum	1.00
maximum	1598.00
mean	799.50
standard deviation	461.45

[A1] Identification number

Question

Identification number

Descriptive statistics

statistic	value
number of valid cases	1598
minimum	1.00
maximum	1785.00
mean	897.26
standard deviation	531.14

[A2] Interviewer id (for individual interviewers)

Question

Interviewer id (for individual interviewers)

Descriptive statistics

statistic	value
number of valid cases	1598
minimum	228.00

(continued on next page)

(cont. from previous page)

statistic	value
maximum	6886.00
mean	4377.35
standard deviation	1857.35

[A3] Interviewer gender**Question***Interviewer gender***Frequencies**

label	value	n	%	v. %
Male	1	191	12.0	12.0
Female	2	1407	88.0	88.0
		1598	100.0	100.0

[A4_1] Date of the interview: month (1-12)**Question***Date of the interview: month (1-12)***Frequencies**

label	value	n	%	v. %
April	4	213	13.3	13.3
May	5	838	52.4	52.4
June	6	386	24.2	24.2
July	7	161	10.1	10.1
		1598	100.0	100.0

[A4_2] Date of the interview: weekday**Question***Date of the interview: weekday***Frequencies**

2. Variables

label	value	n	%	v. %
Sunday	1	118	7.4	7.4
Monday	2	299	18.7	18.7
Tuesday	3	254	15.9	15.9
Wednesday	4	232	14.5	14.5
Thursday	5	301	18.8	18.8
Friday	6	245	15.3	15.3
Saturday	7	149	9.3	9.3
		1598	100.0	100.0

[A6] Interview language (questionnaire language)

Question

Interview language (questionnaire language)

Frequencies

label	value	n	%	v. %
Finnish	1	1522	95.2	95.2
Swedish	2	76	4.8	4.8
		1598	100.0	100.0

[Q01] How interested are you in politics?

Question

How interested are you in politics?

Frequencies

label	value	n	%	v. %
Very interested	1	436	27.3	27.3
Somewhat intrested	2	752	47.1	47.1
Not very interested	3	322	20.2	20.2
Not at all interested	4	83	5.2	5.2
Can't say (spontaneous)	96	5	0.3	0.3
		1598	100.0	100.0

[K1_1] How much attention did you pay to media coverage of the parliamentary elections: Television debates and party leader interviews

Question

How much attention did you pay to media coverage of the parliamentary elections: Television debates and party leader interviews

Frequencies

label	value	n	%	v. %
A great deal of attention	1	328	20.5	20.5
A fair amount of attention	2	566	35.4	35.4
Only a little	3	425	26.6	26.6
Paid no attention at all	4	274	17.1	17.1
Can't say (spontaneous)	96	5	0.3	0.3
		1598	100.0	100.0

[K1_2] How much attention did you pay to media coverage of the parliamentary elections: Television news and current affairs programmes

Question

How much attention did you pay to media coverage of the parliamentary elections: Television news and current affairs programmes

Frequencies

label	value	n	%	v. %
A great deal of attention	1	418	26.2	26.2
A fair amount of attention	2	619	38.7	38.7
Only a little	3	398	24.9	24.9
Paid no attention at all	4	159	9.9	9.9
Can't say (spontaneous)	96	4	0.3	0.3
		1598	100.0	100.0

[K1_3] How much attention did you pay to media coverage of the parliamentary elections: Television entertainment programmes featuring politicians

Question

How much attention did you pay to media coverage of the parliamentary elections: Television entertainment programmes featuring politicians

Frequencies

label	value	n	%	v. %
A great deal of attention	1	100	6.3	6.3
A fair amount of attention	2	314	19.6	19.6
Only a little	3	575	36.0	36.0
Paid no attention at all	4	600	37.5	37.5
Can't say (spontaneous)	96	9	0.6	0.6
		1598	100.0	100.0

[K1_4] How much attention did you pay to media coverage of the parliamentary elections: Radio programmes**Question**

How much attention did you pay to media coverage of the parliamentary elections: Radio programmes

Frequencies

label	value	n	%	v. %
A great deal of attention	1	57	3.6	3.6
A fair amount of attention	2	228	14.3	14.3
Only a little	3	556	34.8	34.8
Paid no attention at all	4	748	46.8	46.8
Can't say (spontaneous)	96	9	0.6	0.6
		1598	100.0	100.0

[K1_5] How much attention did you pay to media coverage of the parliamentary elections: Newspaper articles, columns or letters to the editor**Question**

How much attention did you pay to media coverage of the parliamentary elections: Newspaper articles, columns or letters to the editor

Frequencies

label	value	n	%	v. %
A great deal of attention	1	222	13.9	13.9
A fair amount of attention	2	540	33.8	33.8

(continued on next page)

(cont. from previous page)

label	value	n	%	v. %
Only a little	3	522	32.7	32.7
Paid no attention at all	4	308	19.3	19.3
Can't say (spontaneous)	96	6	0.4	0.4
		1598	100.0	100.0

[K1_6] How much attention did you pay to media coverage of the parliamentary elections: Television, radio, newspaper and Internet advertising

Question

How much attention did you pay to media coverage of the parliamentary elections: Television, radio, newspaper and Internet advertising

Frequencies

label	value	n	%	v. %
A great deal of attention	1	115	7.2	7.2
A fair amount of attention	2	515	32.2	32.2
Only a little	3	707	44.2	44.2
Paid no attention at all	4	255	16.0	16.0
Can't say (spontaneous)	96	6	0.4	0.4
		1598	100.0	100.0

[K1_7] How much attention did you pay to media coverage of the parliamentary elections: News broadcasts on the Internet or social media

Question

How much attention did you pay to media coverage of the parliamentary elections: News broadcasts on the Internet or social media

Frequencies

label	value	n	%	v. %
A great deal of attention	1	111	6.9	6.9
A fair amount of attention	2	350	21.9	21.9
Only a little	3	390	24.4	24.4
Paid no attention at all	4	739	46.2	46.2
Can't say (spontaneous)	96	8	0.5	0.5

(continued on next page)

2. Variables

(cont. from previous page)

label	value	n	%	v. %
		1598	100.0	100.0

[K1_8] How much attention did you pay to media coverage of the parliamentary elections: Other online news covering elections, e.g. newspaper websites

Question

How much attention did you pay to media coverage of the parliamentary elections: Other online news covering elections, e.g. newspaper websites

Frequencies

label	value	n	%	v. %
A great deal of attention	1	104	6.5	6.5
A fair amount of attention	2	381	23.8	23.8
Only a little	3	445	27.8	27.8
Paid no attention at all	4	654	40.9	40.9
Can't say (spontaneous)	96	14	0.9	0.9
		1598	100.0	100.0

[K1_9] How much attention did you pay to media coverage of the parliamentary elections: Websites of the candidates and political parties

Question

How much attention did you pay to media coverage of the parliamentary elections: Websites of the candidates and political parties

Frequencies

label	value	n	%	v. %
A great deal of attention	1	30	1.9	1.9
A fair amount of attention	2	155	9.7	9.7
Only a little	3	436	27.3	27.3
Paid no attention at all	4	962	60.2	60.2
Can't say (spontaneous)	96	15	0.9	0.9
		1598	100.0	100.0

[K1_10] How much attention did you pay to media coverage of the parliamentary elections: Blogs

Question

How much attention did you pay to media coverage of the parliamentary elections: Blogs

Frequencies

label	value	n	%	v. %
A great deal of attention	1	18	1.1	1.1
A fair amount of attention	2	73	4.6	4.6
Only a little	3	323	20.2	20.2
Paid no attention at all	4	1166	73.0	73.0
Can't say (spontaneous)	96	18	1.1	1.1
		1598	100.0	100.0

[K1_11] How much attention did you pay to media coverage of the parliamentary elections: Candidate selectors on the Internet

Question

How much attention did you pay to media coverage of the parliamentary elections: Candidate selectors on the Internet

Frequencies

label	value	n	%	v. %
A great deal of attention	1	148	9.3	9.3
A fair amount of attention	2	369	23.1	23.1
Only a little	3	369	23.1	23.1
Paid no attention at all	4	704	44.1	44.1
Can't say (spontaneous)	96	8	0.5	0.5
		1598	100.0	100.0

[K1_12] How much attention did you pay to media coverage of the parliamentary elections: Social media, e.g. Facebook, Twitter or Instagram

Question

How much attention did you pay to media coverage of the parliamentary elections: Social media, e.g. Facebook, Twitter or Instagram

Frequencies

label	value	n	%	v. %
A great deal of attention	1	109	6.8	6.8
A fair amount of attention	2	274	17.1	17.1
Only a little	3	368	23.0	23.0
Paid no attention at all	4	840	52.6	52.6
Can't say (spontaneous)	96	7	0.4	0.4
		1598	100.0	100.0

[K1_13] How much attention did you pay to media coverage of the parliamentary elections: Videos of the candidates or political parties on the Internet, e.g. YouTube**Question**

How much attention did you pay to media coverage of the parliamentary elections: Videos of the candidates or political parties on the Internet, e.g. YouTube

Frequencies

label	value	n	%	v. %
A great deal of attention	1	44	2.8	2.8
A fair amount of attention	2	150	9.4	9.4
Only a little	3	361	22.6	22.6
Paid no attention at all	4	1028	64.3	64.3
Can't say (spontaneous)	96	15	0.9	0.9
		1598	100.0	100.0

[K2] How often do you use the Internet?**Question**

How often do you use the Internet?

Frequencies

label	value	n	%	v. %
Daily, over 4 hours per day	1	469	29.3	29.3
Daily, less than 4 hours per day	2	785	49.1	49.1
A few times a week	3	115	7.2	7.2

(continued on next page)

(cont. from previous page)

label	value	n	%	v. %
Less frequently	4	47	2.9	2.9
Not at all	5	182	11.4	11.4
Can't say (spontaneous)	96	0	0.0	0.0
		1598	100.0	100.0

[K3] Generally, that is, not only during elections, how often do you discuss political and social issues with people?

Question

Generally, that is, not only during elections, how often do you discuss political and social issues with people?

Frequencies

label	value	n	%	v. %
Daily or almost daily	1	268	16.8	16.8
Often	2	414	25.9	25.9
Sometimes	3	506	31.7	31.7
Seldom	4	347	21.7	21.7
Never	5	61	3.8	3.8
Can't say (spontaneous)	96	2	0.1	0.1
		1598	100.0	100.0

[K4] How stable is your political party identification?

Question

How stable is your political party identification?

Frequencies

label	value	n	%	v. %
Completely stable	1	427	26.7	26.7
Fairly stable	2	652	40.8	40.8
Not very stable	3	310	19.4	19.4
Not at all stable	4	184	11.5	11.5
Can't say (spontaneous)	96	25	1.6	1.6
		1598	100.0	100.0

[K5] Which social class would you say you belong to?**Question**

Which social class would you say you belong to?

Frequencies

label	value	n	%	v. %
Working class	1	432	27.0	27.0
Lower middle class	2	207	13.0	13.0
Middle class	3	606	37.9	37.9
Upper middle class	4	162	10.1	10.1
Upper class	5	8	0.5	0.5
Not to any class	6	119	7.4	7.4
Can't say (spontaneous)	96	64	4.0	4.0
		1598	100.0	100.0

[K6] Which of the following alternatives best describes your childhood home?**Question**

Which of the following alternatives best describes your childhood home?

Frequencies

label	value	n	%	v. %
Worker family	1	507	31.7	31.7
Lower middle class family	2	168	10.5	10.5
Middle class family	3	381	23.8	23.8
Upper middle class family	4	124	7.8	7.8
Upper class family	5	19	1.2	1.2
Farmer family	6	290	18.1	18.1
Entrepreneur family	7	82	5.1	5.1
Can't say (spontaneous)	96	27	1.7	1.7
		1598	100.0	100.0

[Q11] In your opinion, how has the state of economy in Finland changed over the past twelve months?**Question**

In your opinion, how has the state of economy in Finland changed over the past twelve months?

Frequencies

label	value	n	%	v. %
Has gotten much better	1	47	2.9	2.9
Has gotten somewhat better	2	447	28.0	28.0
Has stayed the same	3	604	37.8	37.8
Has gotten somewhat worse	4	319	20.0	20.0
Has gotten much worse	5	94	5.9	5.9
Don't want to say (spontaneous)	7	1	0.1	0.1
Can't say (spontaneous)	8	86	5.4	5.4
		1598	100.0	100.0

[K7_1] To what extent do you agree or disagree with the following statements? Democracy may have its problems but it is better than any other form of government

Question

To what extent do you agree or disagree with the following statements? Democracy may have its problems but it is better than any other form of government

Frequencies

label	value	n	%	v. %
Strongly agree	1	901	56.4	56.4
Agree to some extent	2	488	30.5	30.5
Disagree to some extent	3	76	4.8	4.8
Strongly disagree	4	32	2.0	2.0
Can't say (spontaneous)	96	101	6.3	6.3
		1598	100.0	100.0

[K7_2] To what extent do you agree or disagree with the following statements? Important national issues should more often be decided by a referendum

Question

To what extent do you agree or disagree with the following statements? Important national issues should more often be decided by a referendum

Frequencies

2. Variables

label	value	n	%	v. %
Strongly agree	1	358	22.4	22.4
Agree to some extent	2	524	32.8	32.8
Disagree to some extent	3	431	27.0	27.0
Strongly disagree	4	212	13.3	13.3
Can't say (spontaneous)	96	73	4.6	4.6
		1598	100.0	100.0

[K7_3] To what extent do you agree or disagree with the following statements? To complement representative democracy, public debates on policy issues should be organised for ordinary citizens

Question

To what extent do you agree or disagree with the following statements? To complement representative democracy, public debates on policy issues should be organised for ordinary citizens

Frequencies

label	value	n	%	v. %
Strongly agree	1	378	23.7	23.7
Agree to some extent	2	758	47.4	47.4
Disagree to some extent	3	228	14.3	14.3
Strongly disagree	4	84	5.3	5.3
Can't say (spontaneous)	96	150	9.4	9.4
		1598	100.0	100.0

[K7_4] To what extent do you agree or disagree with the following statements? I avoid people whose values, attitudes or opinions differ from my own

Question

To what extent do you agree or disagree with the following statements? I avoid people whose values, attitudes or opinions differ from my own

Frequencies

label	value	n	%	v. %
Strongly agree	1	49	3.1	3.1
Agree to some extent	2	240	15.0	15.0

(continued on next page)

(cont. from previous page)

label	value	n	%	v. %
Disagree to some extent	3	499	31.2	31.2
Strongly disagree	4	781	48.9	48.9
Can't say (spontaneous)	96	29	1.8	1.8
		1598	100.0	100.0

[K7_5] To what extent do you agree or disagree with the following statements? I think voting is a civic duty

Question

To what extent do you agree or disagree with the following statements? I think voting is a civic duty

Frequencies

label	value	n	%	v. %
Strongly agree	1	1180	73.8	73.8
Agree to some extent	2	248	15.5	15.5
Disagree to some extent	3	80	5.0	5.0
Strongly disagree	4	69	4.3	4.3
Can't say (spontaneous)	96	21	1.3	1.3
		1598	100.0	100.0

[K7_6] To what extent do you agree or disagree with the following statements? If a voter so wished, he/she should be able to vote in parliamentary elections merely for a party without having to choose a candidate

Question

To what extent do you agree or disagree with the following statements? If a voter so wished, he/she should be able to vote in parliamentary elections merely for a party without having to choose a candidate

Frequencies

label	value	n	%	v. %
Strongly agree	1	179	11.2	11.2
Agree to some extent	2	432	27.0	27.0
Disagree to some extent	3	458	28.7	28.7

(continued on next page)

2. Variables

(cont. from previous page)

label	value	n	%	v. %
Strongly disagree	4	420	26.3	26.3
Can't say (spontaneous)	96	109	6.8	6.8
		1598	100.0	100.0

[K7_7] To what extent do you agree or disagree with the following statements? Things would be better in Finland if independent experts made the decisions instead of politicians and citizens

Question

To what extent do you agree or disagree with the following statements? Things would be better in Finland if independent experts made the decisions instead of politicians and citizens

Frequencies

label	value	n	%	v. %
Strongly agree	1	139	8.7	8.7
Agree to some extent	2	398	24.9	24.9
Disagree to some extent	3	507	31.7	31.7
Strongly disagree	4	372	23.3	23.3
Can't say (spontaneous)	96	182	11.4	11.4
		1598	100.0	100.0

[K7_8] To what extent do you agree or disagree with the following statements? Parties should announce clearly during the election campaign which parties they are willing to form a coalition government with

Question

To what extent do you agree or disagree with the following statements? Parties should announce clearly during the election campaign which parties they are willing to form a coalition government with

Frequencies

label	value	n	%	v. %
Strongly agree	1	348	21.8	21.8
Agree to some extent	2	633	39.6	39.6

(continued on next page)

(cont. from previous page)

label	value	n	%	v. %
Disagree to some extent	3	348	21.8	21.8
Strongly disagree	4	144	9.0	9.0
Can't say (spontaneous)	96	125	7.8	7.8
		1598	100.0	100.0

[K7_9] To what extent do you agree or disagree with the following statements? It doesn't really matter which parties form the Government, policy decisions will be the same

Question

To what extent do you agree or disagree with the following statements? It doesn't really matter which parties form the Government, policy decisions will be the same

Frequencies

label	value	n	%	v. %
Strongly agree	1	149	9.3	9.3
Agree to some extent	2	294	18.4	18.4
Disagree to some extent	3	540	33.8	33.8
Strongly disagree	4	566	35.4	35.4
Can't say (spontaneous)	96	49	3.1	3.1
		1598	100.0	100.0

[K7_10] To what extent do you agree or disagree with the following statements? Even though voters vote for a party in elections in many other countries, it is important to me to be able to vote for a candidate in parliamentary elections

Question

To what extent do you agree or disagree with the following statements? Even though voters vote for a party in elections in many other countries, it is important to me to be able to vote for a candidate in parliamentary elections

Frequencies

(continued on next page)

2. Variables

(cont. from previous page)

label	value	n	%	v. %
label	value	n	%	v. %
Strongly agree	1	638	39.9	39.9
Agree to some extent	2	544	34.0	34.0
Disagree to some extent	3	270	16.9	16.9
Strongly disagree	4	88	5.5	5.5
Can't say (spontaneous)	96	58	3.6	3.6
		1598	100.0	100.0

[K7_11] To what extent do you agree or disagree with the following statements? The state-level citizens' initiative has promoted the performance of democracy in Finland

Question

To what extent do you agree or disagree with the following statements? The state-level citizens' initiative has promoted the performance of democracy in Finland

Frequencies

label	value	n	%	v. %
Strongly agree	1	304	19.0	19.0
Agree to some extent	2	724	45.3	45.3
Disagree to some extent	3	247	15.5	15.5
Strongly disagree	4	80	5.0	5.0
Can't say (spontaneous)	96	243	15.2	15.2
		1598	100.0	100.0

[K8] Have you signed any state-level citizens' initiatives?

Question

Have you signed any state-level citizens' initiatives?

Frequencies

label	value	n	%	v. %
Have not signed and not going to sign	1	273	17.1	17.1
Have not signed, but might sign	2	471	29.5	29.5

(continued on next page)

(cont. from previous page)

label	value	n	%	v. %
Have signed 1-2 citizens' initiatives	3	517	32.4	32.4
Have signed at least 3 citizens' initiatives	4	294	18.4	18.4
Can't say (spontaneous)	96	43	2.7	2.7
		1598	100.0	100.0

[K9] Are you a member of any political party?**Question***Are you a member of any political party?***Frequencies**

label	value	n	%	v. %
Yes	1	178	11.1	11.1
No but have been previously	2	143	8.9	8.9
Have never been a member of any party	3	1267	79.3	79.3
Can't say (spontaneous)	96	10	0.6	0.6
		1598	100.0	100.0

[K10_1] To what extent do you agree or disagree with the following statements? By voting, ordinary people can influence political decision-making**Question***To what extent do you agree or disagree with the following statements? By voting, ordinary people can influence political decision-making***Frequencies**

label	value	n	%	v. %
Strongly agree	1	621	38.9	38.9
Agree to some extent	2	722	45.2	45.2
Disagree to some extent	3	165	10.3	10.3
Strongly disagree	4	68	4.3	4.3
Can't say (spontaneous)	96	22	1.4	1.4
		1598	100.0	100.0

[K10_2] To what extent do you agree or disagree with the following statements? Those elected to parliament soon lose touch with the problems of ordinary people

Question

To what extent do you agree or disagree with the following statements? Those elected to parliament soon lose touch with the problems of ordinary people

Frequencies

label	value	n	%	v. %
Strongly agree	1	495	31.0	31.0
Agree to some extent	2	698	43.7	43.7
Disagree to some extent	3	293	18.3	18.3
Strongly disagree	4	41	2.6	2.6
Can't say (spontaneous)	96	71	4.4	4.4
		1598	100.0	100.0

[K10_3] To what extent do you agree or disagree with the following statements? I have no say in what the Government and Parliament decide

Question

To what extent do you agree or disagree with the following statements? I have no say in what the Government and Parliament decide

Frequencies

label	value	n	%	v. %
Strongly agree	1	373	23.3	23.3
Agree to some extent	2	513	32.1	32.1
Disagree to some extent	3	531	33.2	33.2
Strongly disagree	4	142	8.9	8.9
Can't say (spontaneous)	96	39	2.4	2.4
		1598	100.0	100.0

[K10_4] To what extent do you agree or disagree with the following statements? Political parties are only interested in people's votes, not in their opinions

Question

To what extent do you agree or disagree with the following statements? Political parties are only interested in people's votes, not in their opinions

Frequencies

label	value	n	%	v. %
Strongly agree	1	304	19.0	19.0
Agree to some extent	2	544	34.0	34.0
Disagree to some extent	3	581	36.4	36.4
Strongly disagree	4	113	7.1	7.1
Can't say (spontaneous)	96	56	3.5	3.5
		1598	100.0	100.0

[K10_5] To what extent do you agree or disagree with the following statements? Sometimes politics seems so complicated that I cannot quite understand what is going on

Question

To what extent do you agree or disagree with the following statements? Sometimes politics seems so complicated that I cannot quite understand what is going on

Frequencies

label	value	n	%	v. %
Strongly agree	1	368	23.0	23.0
Agree to some extent	2	645	40.4	40.4
Disagree to some extent	3	397	24.8	24.8
Strongly disagree	4	163	10.2	10.2
Can't say (spontaneous)	96	25	1.6	1.6
		1598	100.0	100.0

[K10_6] To what extent do you agree or disagree with the following statements? Finnish members of parliament are competent in their work

Question

To what extent do you agree or disagree with the following statements? Finnish members of parliament are competent in their work

Frequencies

label	value	n	%	v. %
Strongly agree	1	124	7.8	7.8
Agree to some extent	2	827	51.8	51.8
Disagree to some extent	3	474	29.7	29.7
Strongly disagree	4	94	5.9	5.9
Can't say (spontaneous)	96	79	4.9	4.9
		1598	100.0	100.0

[K10_7] To what extent do you agree or disagree with the following statements? Political decision-makers take citizens' views into consideration when making decisions

Question

To what extent do you agree or disagree with the following statements? Political decision-makers take citizens' views into consideration when making decisions

Frequencies

label	value	n	%	v. %
Strongly agree	1	58	3.6	3.6
Agree to some extent	2	713	44.6	44.6
Disagree to some extent	3	588	36.8	36.8
Strongly disagree	4	164	10.3	10.3
Can't say (spontaneous)	96	75	4.7	4.7
		1598	100.0	100.0

[K10_8] To what extent do you agree or disagree with the following statements? I trust in my ability to participate in politics

Question

To what extent do you agree or disagree with the following statements? I trust in my ability to participate in politics

Frequencies

label	value	n	%	v. %
Strongly agree	1	470	29.4	29.4
Agree to some extent	2	592	37.0	37.0
Disagree to some extent	3	255	16.0	16.0
Strongly disagree	4	175	11.0	11.0
Can't say (spontaneous)	96	106	6.6	6.6
		1598	100.0	100.0

[K10_9] To what extent do you agree or disagree with the following statements? One can never trust the pre-election promises of any party

Question

To what extent do you agree or disagree with the following statements? One can never trust the pre-election promises of any party

Frequencies

label	value	n	%	v. %
Strongly agree	1	437	27.3	27.3
Agree to some extent	2	579	36.2	36.2
Disagree to some extent	3	441	27.6	27.6
Strongly disagree	4	99	6.2	6.2
Can't say (spontaneous)	96	42	2.6	2.6
		1598	100.0	100.0

[K11_1] People have different views on who a member of parliament should primarily represent. What do you personally think? Number the response options in order of importance. THE MOST IMPORTANT

Question

People have different views on who a member of parliament should primarily represent. What do you personally think? Number the response options in order of importance. THE MOST IMPORTANT

Frequencies

(continued on next page)

2. Variables

(cont. from previous page)

label	value	n	%	v. %
label	value	n	%	v. %
His/her own voters	1	303	19.0	19.0
All voters in his/her constituency	2	142	8.9	8.9
Voters of his/her political party	3	196	12.3	12.3
Finnish citizens in general	4	936	58.6	58.6
Members of a social group	5	21	1.3	1.3
		1598	100.0	100.0

[K11_2] People have different views on who a member of parliament should primarily represent. What do you personally think? Number the response options in order of importance. SECOND MOST IMPORTANT

Question

People have different views on who a member of parliament should primarily represent. What do you personally think? Number the response options in order of importance. SECOND MOST IMPORTANT

Frequencies

label	value	n	%	v. %
His/her own voters	1	391	24.5	24.5
All voters in his/her constituency	2	396	24.8	24.8
Voters of his/her political party	3	450	28.2	28.2
Finnish citizens in general	4	256	16.0	16.0
Members of a social group	5	105	6.6	6.6
		1598	100.0	100.0

[K11_3] People have different views on who a member of parliament should primarily represent. What do you personally think? Number the response options in order of importance. THIRD MOST IMPORTANT

Question

People have different views on who a member of parliament should primarily represent. What do you personally think? Number the response options in order of importance. THIRD MOST IMPORTANT

Frequencies

label	value	n	%	v. %
His/her own voters	1	327	20.5	20.5
All voters in his/her constituency	2	482	30.2	30.2
Voters of his/her political party	3	437	27.3	27.3
Finnish citizens in general	4	201	12.6	12.6
Members of a social group	5	151	9.4	9.4
		1598	100.0	100.0

[K11_4] People have different views on who a member of parliament should primarily represent. What do you personally think? Number the response options in order of importance. FOURTH MOST IMPORTANT

Question

People have different views on who a member of parliament should primarily represent. What do you personally think? Number the response options in order of importance. FOURTH MOST IMPORTANT

Frequencies

label	value	n	%	v. %
His/her own voters	1	410	25.7	25.7
All voters in his/her constituency	2	412	25.8	25.8
Voters of his/her political party	3	385	24.1	24.1
Finnish citizens in general	4	157	9.8	9.8
Members of a social group	5	234	14.6	14.6
		1598	100.0	100.0

[K11_5] People have different views on who a member of parliament should primarily represent. What do you personally think? Number the response options in order of importance. FIFTH MOST IMPORTANT

Question

People have different views on who a member of parliament should primarily represent. What do you personally think? Number the response options in order of importance. FIFTH MOST IMPORTANT

Frequencies

label	value	n	%	v. %
His/her own voters	1	167	10.5	10.5

(continued on next page)

2. Variables

(cont. from previous page)

label	value	n	%	v. %
All voters in his/her constituency	2	166	10.4	10.4
Voters of his/her political party	3	130	8.1	8.1
Finnish citizens in general	4	48	3.0	3.0
Members of a social group	5	1087	68.0	68.0
		1598	100.0	100.0

[K12_1] In the following, some propositions relating to the future direction of Finland are listed. What is your opinion on these propositions? Finland that has more entrepreneurship and market economy

Question

In the following, some propositions relating to the future direction of Finland are listed. What is your opinion on these propositions? Finland that has more entrepreneurship and market economy

Frequencies

label	value	n	%	v. %
A very bad proposition	0	23	1.4	1.4
	1	21	1.3	1.3
	2	37	2.3	2.3
	3	59	3.7	3.7
	4	74	4.6	4.6
Neither a good nor a bad proposition	5	325	20.3	20.3
	6	197	12.3	12.3
	7	286	17.9	17.9
	8	296	18.5	18.5
	9	136	8.5	8.5
A very good proposition	10	144	9.0	9.0
		1598	100.0	100.0

[K12_2] In the following, some propositions relating to the future direction of Finland are listed. What is your opinion on these propositions? Multicultural Finland where foreigners with different religions and lifestyles are accepted

Question

In the following, some propositions relating to the future direction of Finland are listed. What is your opinion on these propositions? Multicultural Finland where foreigners with different religions and lifestyles are accepted

Frequencies

label	value	n	%	v. %
A very bad proposition	0	62	3.9	3.9
	1	33	2.1	2.1
	2	59	3.7	3.7
	3	82	5.1	5.1
	4	89	5.6	5.6
Neither a good nor a bad proposition	5	291	18.2	18.2
	6	171	10.7	10.7
	7	249	15.6	15.6
	8	250	15.6	15.6
	9	125	7.8	7.8
A very good proposition	10	187	11.7	11.7
		1598	100.0	100.0

[K12_3] In the following, some propositions relating to the future direction of Finland are listed. What is your opinion on these propositions? Finland where Christian values have a greater role

Question

In the following, some propositions relating to the future direction of Finland are listed. What is your opinion on these propositions? Finland where Christian values have a greater role

Frequencies

label	value	n	%	v. %
A very bad proposition	0	125	7.8	7.8
	1	111	6.9	6.9
	2	114	7.1	7.1
	3	126	7.9	7.9
	4	138	8.6	8.6
Neither a good nor a bad proposition	5	372	23.3	23.3
	6	144	9.0	9.0
	7	166	10.4	10.4
	8	145	9.1	9.1
	9	74	4.6	4.6
A very good proposition	10	83	5.2	5.2
		1598	100.0	100.0

[K12_4] In the following, some propositions relating to the future direction of Finland are listed. What is your opinion on these propositions? Finland where there are smaller differences in regional development

Question

In the following, some propositions relating to the future direction of Finland are listed. What is your opinion on these propositions? Finland where there are smaller differences in regional development

Frequencies

label	value	n	%	v. %
A very bad proposition	0	12	0.8	0.8
	1	15	0.9	0.9
	2	28	1.8	1.8
	3	22	1.4	1.4
	4	81	5.1	5.1
Neither a good nor a bad proposition	5	284	17.8	17.8
	6	195	12.2	12.2
	7	316	19.8	19.8
	8	315	19.7	19.7
	9	164	10.3	10.3
A very good proposition	10	166	10.4	10.4
		1598	100.0	100.0

[K12_5] In the following, some propositions relating to the future direction of Finland are listed. What is your opinion on these propositions? Finland where the special status of Swedish-speaking Finns is acknowledged

Question

In the following, some propositions relating to the future direction of Finland are listed. What is your opinion on these propositions? Finland where the special status of Swedish-speaking Finns is acknowledged

Frequencies

label	value	n	%	v. %
A very bad proposition	0	89	5.6	5.6
	1	63	3.9	3.9
	2	99	6.2	6.2

(continued on next page)

(cont. from previous page)

label	value	n	%	v. %
Neither a good nor a bad proposition	3	118	7.4	7.4
	4	123	7.7	7.7
	5	440	27.5	27.5
	6	180	11.3	11.3
	7	187	11.7	11.7
	8	153	9.6	9.6
	9	75	4.7	4.7
A very good proposition	10	71	4.4	4.4
		1598	100.0	100.0

[K12_6] In the following, some propositions relating to the future direction of Finland are listed. What is your opinion on these propositions? Finland where there is better equality between men and women

Question

In the following, some propositions relating to the future direction of Finland are listed. What is your opinion on these propositions? Finland where there is better equality between men and women

Frequencies

label	value	n	%	v. %
A very bad proposition	0	7	0.4	0.4
	1	6	0.4	0.4
	2	17	1.1	1.1
	3	18	1.1	1.1
	4	23	1.4	1.4
Neither a good nor a bad proposition	5	139	8.7	8.7
	6	102	6.4	6.4
	7	188	11.8	11.8
	8	242	15.1	15.1
	9	242	15.1	15.1
A very good proposition	10	614	38.4	38.4
		1598	100.0	100.0

[K12_7] In the following, some propositions relating to the future direction of Finland are listed. What is your opinion on these propositions? Finland that has a smaller public sector

Question

In the following, some propositions relating to the future direction of Finland are listed. What is your opinion on these propositions? Finland that has a smaller public sector

Frequencies

label	value	n	%	v. %
A very bad proposition	0	95	5.9	5.9
	1	67	4.2	4.2
	2	125	7.8	7.8
	3	157	9.8	9.8
	4	158	9.9	9.9
Neither a good nor a bad proposition	5	425	26.6	26.6
	6	118	7.4	7.4
	7	200	12.5	12.5
	8	123	7.7	7.7
	9	64	4.0	4.0
A very good proposition	10	66	4.1	4.1
		1598	100.0	100.0

[K12_8] In the following, some propositions relating to the future direction of Finland are listed. What is your opinion on these propositions? Finland where the rights of sexual minorities are strengthened

Question

In the following, some propositions relating to the future direction of Finland are listed. What is your opinion on these propositions? Finland where the rights of sexual minorities are strengthened

Frequencies

label	value	n	%	v. %
A very bad proposition	0	62	3.9	3.9
	1	46	2.9	2.9
	2	53	3.3	3.3
	3	60	3.8	3.8

(continued on next page)

(cont. from previous page)

label	value	n	%	v. %
	4	91	5.7	5.7
Neither a good nor a bad proposition	5	366	22.9	22.9
	6	162	10.1	10.1
	7	185	11.6	11.6
	8	196	12.3	12.3
	9	121	7.6	7.6
A very good proposition	10	256	16.0	16.0
		1598	100.0	100.0

[K12_9] In the following, some propositions relating to the future direction of Finland are listed. What is your opinion on these propositions? Finland that has a lower taxation level

Question

In the following, some propositions relating to the future direction of Finland are listed. What is your opinion on these propositions? Finland that has a lower taxation level

Frequencies

label	value	n	%	v. %
A very bad proposition	0	35	2.2	2.2
	1	24	1.5	1.5
	2	64	4.0	4.0
	3	109	6.8	6.8
	4	94	5.9	5.9
Neither a good nor a bad proposition	5	364	22.8	22.8
	6	152	9.5	9.5
	7	244	15.3	15.3
	8	211	13.2	13.2
	9	138	8.6	8.6
A very good proposition	10	163	10.2	10.2
		1598	100.0	100.0

[K12_10] In the following, some propositions relating to the future direction of Finland are listed. What is your opinion on these propositions? Finland that has two strong national languages: Finnish and Swedish

Question

In the following, some propositions relating to the future direction of Finland are listed. What is your opinion on these propositions? Finland that has two strong national languages: Finnish

and Swedish

Frequencies

label	value	n	%	v. %
A very bad proposition	0	95	5.9	5.9
	1	39	2.4	2.4
	2	87	5.4	5.4
	3	105	6.6	6.6
	4	124	7.8	7.8
Neither a good nor a bad proposition	5	410	25.7	25.7
	6	136	8.5	8.5
	7	153	9.6	9.6
	8	187	11.7	11.7
	9	107	6.7	6.7
A very good proposition	10	155	9.7	9.7
		1598	100.0	100.0

[K12_11] In the following, some propositions relating to the future direction of Finland are listed. What is your opinion on these propositions? Finland with more law and order

Question

In the following, some propositions relating to the future direction of Finland are listed. What is your opinion on these propositions? Finland with more law and order

Frequencies

label	value	n	%	v. %
A very bad proposition	0	31	1.9	1.9
	1	39	2.4	2.4
	2	59	3.7	3.7
	3	95	5.9	5.9
	4	139	8.7	8.7
Neither a good nor a bad proposition	5	418	26.2	26.2
	6	230	14.4	14.4
	7	237	14.8	14.8
	8	203	12.7	12.7
	9	68	4.3	4.3
A very good proposition	10	79	4.9	4.9
		1598	100.0	100.0

[K12_12] In the following, some propositions relating to the future direction of Finland are listed. What is your opinion on these propositions? Finland where the status of traditional nuclear families is reinforced

Question

In the following, some propositions relating to the future direction of Finland are listed. What is your opinion on these propositions? Finland where the status of traditional nuclear families is reinforced

Frequencies

label	value	n	%	v. %
A very bad proposition	0	60	3.8	3.8
	1	56	3.5	3.5
	2	76	4.8	4.8
	3	91	5.7	5.7
	4	86	5.4	5.4
Neither a good nor a bad proposition	5	324	20.3	20.3
	6	126	7.9	7.9
	7	282	17.6	17.6
	8	228	14.3	14.3
	9	132	8.3	8.3
A very good proposition	10	137	8.6	8.6
		1598	100.0	100.0

[K12_13] In the following, some propositions relating to the future direction of Finland are listed. What is your opinion on these propositions? Finland that has more immigration

Question

In the following, some propositions relating to the future direction of Finland are listed. What is your opinion on these propositions? Finland that has more immigration

Frequencies

label	value	n	%	v. %
A very bad proposition	0	153	9.6	9.6
	1	79	4.9	4.9
	2	129	8.1	8.1
	3	182	11.4	11.4

(continued on next page)

2. Variables

(cont. from previous page)

label	value	n	%	v. %
Neither a good nor a bad proposition	4	170	10.6	10.6
	5	372	23.3	23.3
	6	141	8.8	8.8
	7	171	10.7	10.7
	8	115	7.2	7.2
A very good proposition	9	52	3.3	3.3
	10	34	2.1	2.1
		1598	100.0	100.0

[K12_14] In the following, some propositions relating to the future direction of Finland are listed. What is your opinion on these propositions? Finland that has smaller income disparities

Question

In the following, some propositions relating to the future direction of Finland are listed. What is your opinion on these propositions? Finland that has smaller income disparities

Frequencies

label	value	n	%	v. %
A very bad proposition	0	11	0.7	0.7
	1	12	0.8	0.8
	2	25	1.6	1.6
	3	39	2.4	2.4
	4	69	4.3	4.3
Neither a good nor a bad proposition	5	224	14.0	14.0
	6	174	10.9	10.9
	7	310	19.4	19.4
	8	302	18.9	18.9
	9	177	11.1	11.1
A very good proposition	10	255	16.0	16.0
		1598	100.0	100.0

[K12_15] In the following, some propositions relating to the future direction of Finland are listed. What is your opinion on these propositions? Finland that is less committed/attached to the European Union

Question

In the following, some propositions relating to the future direction of Finland are listed. What is your opinion on these propositions? Finland that is less committed/attached to the European

*Union***Frequencies**

label	value	n	%	v. %
A very bad proposition	0	106	6.6	6.6
	1	79	4.9	4.9
	2	117	7.3	7.3
	3	135	8.4	8.4
	4	141	8.8	8.8
Neither a good nor a bad proposition	5	423	26.5	26.5
	6	129	8.1	8.1
	7	169	10.6	10.6
	8	147	9.2	9.2
	9	60	3.8	3.8
A very good proposition	10	92	5.8	5.8
		1598	100.0	100.0

[K12_16] In the following, some propositions relating to the future direction of Finland are listed. What is your opinion on these propositions? Finland where more energy is produced with nuclear power

Question

In the following, some propositions relating to the future direction of Finland are listed. What is your opinion on these propositions? Finland where more energy is produced with nuclear power

Frequencies

label	value	n	%	v. %
A very bad proposition	0	117	7.3	7.3
	1	76	4.8	4.8
	2	110	6.9	6.9
	3	109	6.8	6.8
	4	125	7.8	7.8
Neither a good nor a bad proposition	5	402	25.2	25.2
	6	150	9.4	9.4
	7	191	12.0	12.0
	8	160	10.0	10.0
	9	67	4.2	4.2
A very good proposition	10	91	5.7	5.7
		1598	100.0	100.0

[K12_17] In the following, some propositions relating to the future direction of Finland are listed. What is your opinion on these propositions? Finland that has fewer municipalities than it has at the moment

Question

In the following, some propositions relating to the future direction of Finland are listed. What is your opinion on these propositions? Finland that has fewer municipalities than it has at the moment

Frequencies

label	value	n	%	v. %
A very bad proposition	0	87	5.4	5.4
	1	55	3.4	3.4
	2	109	6.8	6.8
	3	121	7.6	7.6
	4	159	9.9	9.9
Neither a good nor a bad proposition	5	555	34.7	34.7
	6	106	6.6	6.6
	7	169	10.6	10.6
	8	132	8.3	8.3
	9	54	3.4	3.4
A very good proposition	10	51	3.2	3.2
		1598	100.0	100.0

[K12_18] In the following, some propositions relating to the future direction of Finland are listed. What is your opinion on these propositions? More eco-friendly Finland, even if it meant low economic growth or no growth at all

Question

In the following, some propositions relating to the future direction of Finland are listed. What is your opinion on these propositions? More eco-friendly Finland, even if it meant low economic growth or no growth at all

Frequencies

label	value	n	%	v. %
A very bad proposition	0	45	2.8	2.8
	1	31	1.9	1.9

(continued on next page)

(cont. from previous page)

label	value	n	%	v. %
	2	59	3.7	3.7
	3	76	4.8	4.8
	4	109	6.8	6.8
Neither a good nor a bad proposition	5	335	21.0	21.0
	6	193	12.1	12.1
	7	248	15.5	15.5
	8	206	12.9	12.9
	9	135	8.4	8.4
A very good proposition	10	161	10.1	10.1
		1598	100.0	100.0

[Q02] How closely do you follow politics on TV, radio, newspapers or the Internet?

Question

How closely do you follow politics on TV, radio, newspapers or the Internet?

Frequencies

label	value	n	%	v. %
Very closely	1	198	12.4	12.4
Fairly closely	2	791	49.5	49.5
Not very closely	3	517	32.4	32.4
Not at all	4	82	5.1	5.1
Don't want to say (spontaneous)	7	4	0.3	0.3
Can't say (spontaneous)	8	6	0.4	0.4
		1598	100.0	100.0

[Q03] To what extent do you agree or disagree with the following statements? I feel I understand the most important political issues in Finland

Question

To what extent do you agree or disagree with the following statements? I feel I understand the most important political issues in Finland

Frequencies

2. Variables

label	value	n	%	v. %
Strongly agree	1	305	19.1	19.1
Agree to some extent	2	833	52.1	52.1
Neither agree nor disagree	3	223	14.0	14.0
Disagree to some extent	4	165	10.3	10.3
Strongly disagree	5	31	1.9	1.9
Don't want to say (spontaneous)	7	2	0.1	0.1
Can't say (spontaneous)	8	39	2.4	2.4
		1598	100.0	100.0

[Q04A] To what extent do you agree or disagree with the following statements? Making compromises in politics is really just selling out on one's principles

Question

To what extent do you agree or disagree with the following statements? Making compromises in politics is really just selling out on one's principles

Frequencies

label	value	n	%	v. %
Strongly agree	1	156	9.8	9.8
Agree to some extent	2	357	22.3	22.3
Neither agree nor disagree	3	279	17.5	17.5
Disagree to some extent	4	483	30.2	30.2
Strongly disagree	5	240	15.0	15.0
Don't want to say (spontaneous)	7	6	0.4	0.4
Can't say (spontaneous)	8	77	4.8	4.8
		1598	100.0	100.0

[Q04B] To what extent do you agree or disagree with the following statements? Most politicians do not care about the people

Question

To what extent do you agree or disagree with the following statements? Most politicians do not care about the people

Frequencies

label	value	n	%	v. %
Strongly agree	1	185	11.6	11.6
Agree to some extent	2	380	23.8	23.8
Neither agree nor disagree	3	250	15.6	15.6
Disagree to some extent	4	512	32.0	32.0
Strongly disagree	5	228	14.3	14.3
Don't want to say (spontaneous)	7	9	0.6	0.6
Can't say (spontaneous)	8	34	2.1	2.1
		1598	100.0	100.0

[Q04C] To what extent do you agree or disagree with the following statements? Most politicians are trustworthy

Question

To what extent do you agree or disagree with the following statements? Most politicians are trustworthy

Frequencies

label	value	n	%	v. %
Strongly agree	1	147	9.2	9.2
Agree to some extent	2	666	41.7	41.7
Neither agree nor disagree	3	284	17.8	17.8
Disagree to some extent	4	324	20.3	20.3
Strongly disagree	5	129	8.1	8.1
Don't want to say (spontaneous)	7	5	0.3	0.3
Can't say (spontaneous)	8	43	2.7	2.7
		1598	100.0	100.0

[Q04D] To what extent do you agree or disagree with the following statements? Politicians are the main problem in Finland

Question

To what extent do you agree or disagree with the following statements? Politicians are the main problem in Finland

Frequencies

label	value	n	%	v. %
Strongly agree	1	79	4.9	4.9

(continued on next page)

2. Variables

(cont. from previous page)

label	value	n	%	v. %
Agree to some extent	2	162	10.1	10.1
Neither agree nor disagree	3	227	14.2	14.2
Disagree to some extent	4	457	28.6	28.6
Strongly disagree	5	602	37.7	37.7
Don't want to say (spontaneous)	7	12	0.8	0.8
Can't say (spontaneous)	8	59	3.7	3.7
		1598	100.0	100.0

[Q04E] To what extent do you agree or disagree with the following statements? Having a strong leader in government is good for Finland even if the leader bends the rules to get things done

Question

To what extent do you agree or disagree with the following statements? Having a strong leader in government is good for Finland even if the leader bends the rules to get things done

Frequencies

label	value	n	%	v. %
Strongly agree	1	255	16.0	16.0
Agree to some extent	2	378	23.7	23.7
Neither agree nor disagree	3	194	12.1	12.1
Disagree to some extent	4	379	23.7	23.7
Strongly disagree	5	341	21.3	21.3
Don't want to say (spontaneous)	7	8	0.5	0.5
Can't say (spontaneous)	8	43	2.7	2.7
		1598	100.0	100.0

[Q04F] To what extent do you agree or disagree with the following statements? The people, and not politicians, should make our most important policy decisions

Question

To what extent do you agree or disagree with the following statements? The people, and not politicians, should make our most important policy decisions

Frequencies

label	value	n	%	v. %
Strongly agree	1	136	8.5	8.5
Agree to some extent	2	303	19.0	19.0
Neither agree nor disagree	3	204	12.8	12.8
Disagree to some extent	4	503	31.5	31.5
Strongly disagree	5	399	25.0	25.0
Don't want to say (spontaneous)	7	9	0.6	0.6
Can't say (spontaneous)	8	44	2.8	2.8
		1598	100.0	100.0

[Q04G] To what extent do you agree or disagree with the following statements? Most politicians care only about the interests of the rich and powerful

Question

To what extent do you agree or disagree with the following statements? Most politicians care only about the interests of the rich and powerful

Frequencies

label	value	n	%	v. %
Strongly agree	1	250	15.6	15.6
Agree to some extent	2	445	27.8	27.8
Neither agree nor disagree	3	219	13.7	13.7
Disagree to some extent	4	436	27.3	27.3
Strongly disagree	5	210	13.1	13.1
Don't want to say (spontaneous)	7	6	0.4	0.4
Can't say (spontaneous)	8	32	2.0	2.0
		1598	100.0	100.0

[Q05A] To what extent do you agree or disagree with the following statements? Minorities should adapt to the Finnish customs and traditions

Question

To what extent do you agree or disagree with the following statements? Minorities should adapt to the Finnish customs and traditions

Frequencies

2. Variables

label	value	n	%	v. %
Strongly agree	1	502	31.4	31.4
Agree to some extent	2	624	39.0	39.0
Neither agree nor disagree	3	170	10.6	10.6
Disagree to some extent	4	216	13.5	13.5
Strongly disagree	5	58	3.6	3.6
Don't want to say (spontaneous)	7	3	0.2	0.2
Can't say (spontaneous)	8	25	1.6	1.6
		1598	100.0	100.0

[Q05B] To what extent do you agree or disagree with the following statements? The will of the majority should always prevail, even over the rights of minorities

Question

To what extent do you agree or disagree with the following statements? The will of the majority should always prevail, even over the rights of minorities

Frequencies

label	value	n	%	v. %
Strongly agree	1	187	11.7	11.7
Agree to some extent	2	396	24.8	24.8
Neither agree nor disagree	3	255	16.0	16.0
Disagree to some extent	4	460	28.8	28.8
Strongly disagree	5	228	14.3	14.3
Don't want to say (spontaneous)	7	4	0.3	0.3
Can't say (spontaneous)	8	68	4.3	4.3
		1598	100.0	100.0

[Q05C] To what extent do you agree or disagree with the following statements? Immigrants are generally good for Finland's economy

Question

To what extent do you agree or disagree with the following statements? Immigrants are generally good for Finland's economy

Frequencies

label	value	n	%	v. %
Strongly agree	1	113	7.1	7.1
Agree to some extent	2	448	28.0	28.0
Neither agree nor disagree	3	285	17.8	17.8
Disagree to some extent	4	411	25.7	25.7
Strongly disagree	5	257	16.1	16.1
Don't want to say (spontaneous)	7	15	0.9	0.9
Can't say (spontaneous)	8	69	4.3	4.3
		1598	100.0	100.0

[Q05D] To what extent do you agree or disagree with the following statements? Finland's culture is generally harmed by immigrants

Question

To what extent do you agree or disagree with the following statements? Finland's culture is generally harmed by immigrants

Frequencies

label	value	n	%	v. %
Strongly agree	1	146	9.1	9.1
Agree to some extent	2	230	14.4	14.4
Neither agree nor disagree	3	253	15.8	15.8
Disagree to some extent	4	481	30.1	30.1
Strongly disagree	5	435	27.2	27.2
Don't want to say (spontaneous)	7	12	0.8	0.8
Can't say (spontaneous)	8	41	2.6	2.6
		1598	100.0	100.0

[Q05E] To what extent do you agree or disagree with the following statements? Immigrants increase crime rates in Finland

Question

To what extent do you agree or disagree with the following statements? Immigrants increase crime rates in Finland

Frequencies

label	value	n	%	v. %
Strongly agree	1	337	21.1	21.1

(continued on next page)

2. Variables

(cont. from previous page)

label	value	n	%	v. %
Agree to some extent	2	530	33.2	33.2
Neither agree nor disagree	3	231	14.5	14.5
Disagree to some extent	4	326	20.4	20.4
Strongly disagree	5	130	8.1	8.1
Don't want to say (spontaneous)	7	5	0.3	0.3
Can't say (spontaneous)	8	39	2.4	2.4
		1598	100.0	100.0

[Q06A] How important do you think the following is for being truly Finnish? To have been born in Finland

Question

How important do you think the following is for being truly Finnish? To have been born in Finland

Frequencies

label	value	n	%	v. %
Very important	1	357	22.3	22.3
Fairly important	2	468	29.3	29.3
Not very important	3	538	33.7	33.7
Not important at all	4	235	14.7	14.7
		1598	100.0	100.0

[Q06B] How important do you think the following is for being truly Finnish? To have grandparents who have been born in Finland

Question

How important do you think the following is for being truly Finnish? To have grandparents who have been born in Finland

Frequencies

label	value	n	%	v. %
Very important	1	217	13.6	13.6
Fairly important	2	375	23.5	23.5
Not very important	3	567	35.5	35.5

(continued on next page)

(cont. from previous page)

label	value	n	%	v. %
Not important at all	4	439	27.5	27.5
		1598	100.0	100.0

**[Q06C] How important do you think the following is for being truly Finnish?
To be able to speak one of Finland's national languages (Finnish or Swedish)**

Question

How important do you think the following is for being truly Finnish? To be able to speak one of Finland's national languages (Finnish or Swedish)

Frequencies

label	value	n	%	v. %
Very important	1	689	43.1	43.1
Fairly important	2	677	42.4	42.4
Not very important	3	172	10.8	10.8
Not important at all	4	60	3.8	3.8
		1598	100.0	100.0

**[Q06D] How important do you think the following is for being truly Finnish?
To follow Finnish customs and traditions**

Question

How important do you think the following is for being truly Finnish? To follow Finnish customs and traditions

Frequencies

label	value	n	%	v. %
Very important	1	648	40.6	40.6
Fairly important	2	611	38.2	38.2
Not very important	3	273	17.1	17.1
Not important at all	4	66	4.1	4.1
		1598	100.0	100.0

[Q07] How widespread do you think corruption, such as bribe taking, is among politicians in Finland?

Question

How widespread do you think corruption, such as bribe taking, is among politicians in Finland?

Frequencies

label	value	n	%	v. %
Very widespread	1	133	8.3	8.3
Quite widespread	2	457	28.6	28.6
Not very widespread	3	779	48.7	48.7
It hardly happens at all	4	140	8.8	8.8
Can't say (spontaneous)	5	87	5.4	5.4
Don't want to say (spontaneous)	6	2	0.1	0.1
		1598	100.0	100.0

[Q08] To what extent do you agree or disagree? The government should take measures to reduce differences in income levels

Question

To what extent do you agree or disagree? The government should take measures to reduce differences in income levels

Frequencies

label	value	n	%	v. %
Strongly agree	1	649	40.6	40.6
Agree to some extent	2	580	36.3	36.3
Neither agree nor disagree	3	177	11.1	11.1
Disagree to some extent	4	129	8.1	8.1
Strongly disagree	5	34	2.1	2.1
Don't want to say (spontaneous)	7	0	0.0	0.0
Can't say (spontaneous)	8	29	1.8	1.8
		1598	100.0	100.0

[Q09] How good or bad a job do you think the Government led by Prime Minister Sipilä did over the past four years?

Question

How good or bad a job do you think the Government led by Prime Minister Sipilä did over the past four years?

Frequencies

label	value	n	%	v. %
Very good job	1	40	2.5	2.5
Good job	2	289	18.1	18.1
Neither a good nor a bad job	3	472	29.5	29.5
Bad job	4	444	27.8	27.8
Very bad job	5	292	18.3	18.3
Don't want to say (spontaneous)	7	5	0.3	0.3
Don't know (spontaneous)	8	56	3.5	3.5
		1598	100.0	100.0

[Q10A] (FILTER) Does any of the parties in Finland represent your views reasonably well?

Question

(FILTER) Does any of the parties in Finland represent your views reasonably well?

Frequencies

label	value	n	%	v. %
Yes	1	1127	70.5	70.5
No	2	471	29.5	29.5
		1598	100.0	100.0

[Q10B] Does any of the parties in Finland represent your views reasonably well? Which party?

Question

Does any of the parties in Finland represent your views reasonably well? Which party?

Frequencies

2. Variables

label	value	n	%	v. %
Social Democratic Party of Finland (SDP)	1	178	11.1	15.8
National Coalition Party (KOK)	2	141	8.8	12.5
Finns Party (PS)	3	194	12.1	17.2
Centre Party (KESK)	4	133	8.3	11.8
Green League (VIHR)	5	167	10.5	14.8
Left Alliance (VAS)	6	149	9.3	13.2
Swedish People's Party in Finland (RKP)	7	45	2.8	4.0
Christian Democrats in Finland (KD)	8	43	2.7	3.8
Blue Reform (SIN)	9	3	0.2	0.3
Some other party or group	10	74	4.6	6.6
System missing (SYSMIS)	.	471	29.5	—
		1598	100.0	100.0

[Q10B_SO] Does any of the parties in Finland represent your views reasonably well? Some other party or group, please specify (open-ended)

Question

Does any of the parties in Finland represent your views reasonably well? Some other party or group, please specify (open-ended)

[Q22] Do you usually think of yourself as close to any particular party?

Question

Do you usually think of yourself as close to any particular party?

Frequencies

label	value	n	%	v. %
Yes (move to Q22b)	1	867	54.3	54.3
No	5	545	34.1	34.1
Don't want to say (spontaneous)	7	57	3.6	3.6
Can't say (spontaneous)	8	129	8.1	8.1
		1598	100.0	100.0

[Q22A] Do you feel you are a little closer to one of the political parties than the others?

Question

Do you feel you are a little closer to one of the political parties than the others?

Frequencies

label	value	n	%	v. %
Yes	1	327	20.5	20.5
No (move to Q22c)	5	268	16.8	16.8
Don't want to say (spontaneous) (move to Q22c)	7	44	2.8	2.8
Can't say (spontaneous) (move to Q22c)	8	92	5.8	5.8
Missing	9	867	54.3	54.3
		1598	100.0	100.0

[Q22B] (IF Q22A = YES) Do you feel you are a little closer to one of the political parties than the others? Which party do you feel closest to? MENTION ONLY ONE

Question

(IF Q22A = YES) Do you feel you are a little closer to one of the political parties than the others? Which party do you feel closest to? MENTION ONLY ONE

Frequencies

label	value	n	%	v. %
Social Democratic Party of Finland (SDP)	1	184	11.5	11.5
National Coalition Party (KOK)	2	151	9.4	9.4
Finns Party (PS)	3	175	11.0	11.0
Centre Party (KESK)	4	135	8.4	8.4
Green League (VIHR)	5	167	10.5	10.5
Left Alliance (VAS)	6	149	9.3	9.3
Swedish People's Party in Finland (RKP)	7	54	3.4	3.4
Christian Democrats in Finland (KD)	8	48	3.0	3.0
Blue Reform (SIN)	9	3	0.2	0.2
Some other party or group	10	32	2.0	2.0
Don't want to say (spontaneous)	97	57	3.6	3.6
Can't say (spontaneous)	98	39	2.4	2.4
Missing	99	404	25.3	25.3
		1598	100.0	100.0

[Q22B_SO] (IF Q22A = YES) Do you feel you are a little closer to one of the political parties than the others? Which party do you feel closest to? Some other party or group, please specify (open-ended)

Question

(IF Q22A = YES) Do you feel you are a little closer to one of the political parties than the others? Which party do you feel closest to? Some other party or group, please specify (open-

ended)

[Q22C] (IF RESPONDED TO Q22A) Do you feel very close to this party, fairly close, or not very close?

Question

(IF RESPONDED TO Q22A) Do you feel very close to this party, fairly close, or not very close?

Frequencies

label	value	n	%	v. %
Very close	1	7	0.4	0.4
Fairly close	2	163	10.2	10.2
Not very close	3	135	8.4	8.4
Don't want to say (spontaneous)	7	3	0.2	0.2
Can't say (spontaneous)	8	19	1.2	1.2
Missing	9	1271	79.5	79.5
		1598	100.0	100.0

[Q12LHA] Nowadays many people do not vote in elections for one reason or the other. Did you vote or not in these parliamentary elections?

Question

Nowadays many people do not vote in elections for one reason or the other. Did you vote or not in these parliamentary elections?

Frequencies

label	value	n	%	v. %
Voted on the election day (move to question Q12LH-b)	1	532	33.3	33.3
Voted in advance (move to question Q12LH-b)	2	753	47.1	47.1
Didn't vote this time (move to question K13)	5	181	11.3	11.3
Don't want to say (spontaneous)	7	11	0.7	0.7
Can't say (spontaneous)	8	6	0.4	0.4
Missing	9	115	7.2	7.2
		1598	100.0	100.0

[K13] (IF Q12LHA = 5) How self-evident was it for you not to vote?

Question

(IF Q12LHA = 5) How self-evident was it for you not to vote?

Frequencies

label	value	n	%	v. %
It was self-evident that I would not vote	1	62	3.9	34.3
Considered voting but not seriously	2	56	3.5	30.9
Seriously considered voting	3	57	3.6	31.5
Can't say (spontaneous)	96	6	0.4	3.3
System missing (SYSMIS)	.	1417	88.7	—
		1598	100.0	100.0

[K14] (IF Q12LHA = 5) If you had voted, the candidate of which party or group would you have voted for? MENTION ONLY ONE

Question

(IF Q12LHA = 5) If you had voted, the candidate of which party or group would you have voted for? MENTION ONLY ONE

Frequencies

label	value	n	%	v. %
Social Democratic Party of Finland (SDP)	1	19	1.2	10.5
National Coalition Party (KOK)	2	10	0.6	5.5
Finns Party (PS)	3	34	2.1	18.8
Centre Party (KESK)	4	14	0.9	7.7
Green League (VIHR)	5	22	1.4	12.2
Left Alliance (VAS)	6	6	0.4	3.3
Swedish People's Party in Finland (RKP)	7	1	0.1	0.6
Christian Democrats in Finland (KD)	8	3	0.2	1.7
Blue Reform (SIN)	9	1	0.1	0.6
Some other party or group	10	3	0.2	1.7
None of them (move to Q13a)	90	11	0.7	6.1
Can't say (spontaneous) (move to Q13a)	96	39	2.4	21.5
Don't want to say (spontaneous) (move to Q13a)	97	18	1.1	9.9
System missing (SYSMIS)	.	1417	88.7	—
		1598	100.0	100.0

[K14_SO] (IF Q12LHA = 5) If you had voted, the candidate of which party or group would you have voted for? Some other party or group, please specify (open-ended)

Question

(IF Q12LHA = 5) If you had voted, the candidate of which party or group would you have voted for? Some other party or group, please specify (open-ended)

[Q12LHB] (IF VOTED) The candidate of which party or group did you vote for in these parliamentary elections?

Question

(IF VOTED) The candidate of which party or group did you vote for in these parliamentary elections?

Frequencies

label	value	n	%	v. %
Social Democratic Party of Finland (SDP)	1	189	11.8	11.8
National Coalition Party (KOK)	2	144	9.0	9.0
Finns Party (PS)	3	184	11.5	11.5
Centre Party (KESK)	4	146	9.1	9.1
Green League (VIHR)	5	153	9.6	9.6
Left Alliance (VAS)	6	141	8.8	8.8
Swedish People's Party in Finland (RKP)	7	53	3.3	3.3
Christian Democrats in Finland (KD)	8	51	3.2	3.2
Blue Reform (SIN)	9	6	0.4	0.4
Some other party or group	10	38	2.4	2.4
Cast a blank vote	95	0	0.0	0.0
Can't say (spontaneous)	96	15	0.9	0.9
Don't want to say (spontaneous)	97	165	10.3	10.3
Missing	99	313	19.6	19.6
		1598	100.0	100.0

[Q12LHB_S] (IF VOTED) The candidate of which party or group did you vote for in these parliamentary elections? Some other party or group, please specify (open-ended)

Question

(IF VOTED) The candidate of which party or group did you vote for in these parliamentary elections? Some other party or group, please specify (open-ended)

[K15] How easy or difficult was it for you to choose the party or group whose candidate you voted for?

Question

How easy or difficult was it for you to choose the party or group whose candidate you voted for?

Frequencies

label	value	n	%	v. %
Very easy	1	584	36.5	45.4
Fairly easy	2	444	27.8	34.6
Fairly difficult	3	186	11.6	14.5
Very difficult	4	64	4.0	5.0
Didn't vote	5	1	0.1	0.1
Can't say (spontaneous)	6	6	0.4	0.5
System missing (SYSMIS)	.	313	19.6	—
		1598	100.0	100.0

[K16] How easy or difficult was it for you to find a suitable candidate?

Question

How easy or difficult was it for you to find a suitable candidate?

Frequencies

label	value	n	%	v. %
Very easy	1	439	27.5	34.2
Fairly easy	2	509	31.9	39.6
Fairly difficult	3	261	16.3	20.3
Very difficult	4	70	4.4	5.4
Didn't vote	5	0	0.0	0.0
Can't say (spontaneous)	6	6	0.4	0.5
System missing (SYSMIS)	.	313	19.6	—
		1598	100.0	100.0

[K17] Did you consider voting for a candidate of any other party or group?

Question

Did you consider voting for a candidate of any other party or group?

Frequencies

label	value	n	%	v. %
Yes	1	635	39.7	49.4
No (move to Q13a)	2	624	39.0	48.6
Can't say (spontaneous) (move to Q13a)	96	16	1.0	1.2
Don't want to say (spontaneous) (move to Q13a)	97	10	0.6	0.8
System missing (SYSMIS)	.	313	19.6	—
		1598	100.0	100.0

[K18] Which party or group? MENTION ONLY ONE**Question**

Which party or group? MENTION ONLY ONE

Frequencies

label	value	n	%	v. %
Social Democratic Party of Finland (SDP)	1	90	5.6	14.2
National Coalition Party (KOK)	2	68	4.3	10.7
Finns Party (PS)	3	65	4.1	10.2
Centre Party (KESK)	4	28	1.8	4.4
Green League (VIHR)	5	118	7.4	18.6
Left Alliance (VAS)	6	69	4.3	10.9
Swedish People's Party in Finland (RKP)	7	14	0.9	2.2
Christian Democrats in Finland (KD)	8	24	1.5	3.8
Blue Reform (SIN)	9	4	0.3	0.6
Some other party or group	10	36	2.3	5.7
Can't say (spontaneous)	96	87	5.4	13.7
Don't want to say (spontaneous)	97	32	2.0	5.0
System missing (SYSMIS)	.	963	60.3	—
		1598	100.0	100.0

[K18_SO] Which party or group? Some other party or group, please specify (open-ended)**Question**

Which party or group? Some other party or group, please specify (open-ended)

[Q13A] Did you vote four years ago, in the 2015 parliamentary elections?**Question**

Did you vote four years ago, in the 2015 parliamentary elections?

Frequencies

label	value	n	%	v. %
Yes	1	1315	82.3	82.3
No (move to Q14a)	5	157	9.8	9.8
No right to vote (move to Q14a)	6	76	4.8	4.8
Don't want to say (spontaneous) (move to Q14a)	7	15	0.9	0.9
Can't say (spontaneous) (move to Q14a)	8	35	2.2	2.2
		1598	100.0	100.0

[Q13B] The candidate of which political party or group did you vote for?**Question**

The candidate of which political party or group did you vote for?

Frequencies

label	value	n	%	v. %
Centre Party (KESK)	1	175	11.0	11.0
Finns Party (PS)	2	171	10.7	10.7
National Coalition Party (KOK)	3	159	9.9	9.9
Social Democratic Party of Finland (SDP)	4	201	12.6	12.6
Green League (VIHR)	5	150	9.4	9.4
Left Alliance (VAS)	6	129	8.1	8.1
Swedish People's Party in Finland (RKP)	7	57	3.6	3.6
Christian Democrats in Finland (KD)	8	46	2.9	2.9
Some other party or group	9	28	1.8	1.8
Cast a blank vote	96	3	0.2	0.2
Can't say (spontaneous)	97	196	12.3	12.3
Don't want to say (spontaneous)	98	0	0.0	0.0
Missing	99	283	17.7	17.7
		1598	100.0	100.0

[Q13B_SO] The candidate of which political party or group did you vote for? Some other party or group, please specify (open-ended)

Question

The candidate of which political party or group did you vote for? Some other party or group, please specify (open-ended)

[Q14A] Some people say that it doesn't make any difference who is in power. Others say that it makes a big difference who is in power. Using the scale presented, what would you say?

Question

Some people say that it doesn't make any difference who is in power. Others say that it makes a big difference who is in power. Using the scale presented, what would you say?

Frequencies

label	value	n	%	v. %
It doesn't make any difference who is in power	1	37	2.3	2.3
	2	29	1.8	1.8
	3	207	13.0	13.0
	4	392	24.5	24.5
It makes a big difference who is in power	5	855	53.5	53.5
Don't want to say (spontaneous)	7	15	0.9	0.9
Can't say (spontaneous)	8	63	3.9	3.9
		1598	100.0	100.0

[Q14B] Some people say that no matter who people vote for, it won't make any difference to what happens. Others say that who people vote for can make a big difference to what happens. Using the scale presented, what would you say?

Question

Some people say that no matter who people vote for, it won't make any difference to what happens. Others say that who people vote for can make a big difference to what happens. Using the scale presented, what would you say?

Frequencies

label	value	n	%	v. %
Who people vote for won't make any difference	1	60	3.8	3.8
	2	72	4.5	4.5
	3	273	17.1	17.1
	4	460	28.8	28.8
Who people vote for can make a big difference	5	681	42.6	42.6
Don't want to say (spontaneous)	7	14	0.9	0.9
Can't say (spontaneous)	8	38	2.4	2.4
		1598	100.0	100.0

[Q015A] What do you think about the following political parties on a scale 0-10, where 0 means 'strongly dislike' and 10 means 'strongly like'? Finnish Social Democratic Party (SDP)

Question

What do you think about the following political parties on a scale 0-10, where 0 means 'strongly dislike' and 10 means 'strongly like'? Finnish Social Democratic Party (SDP)

Frequencies

label	value	n	%	v. %
Strongly dislike	0	120	7.5	7.5
	1	44	2.8	2.8
	2	82	5.1	5.1
	3	103	6.4	6.4
	4	105	6.6	6.6
	5	243	15.2	15.2
	6	187	11.7	11.7
	7	251	15.7	15.7
	8	225	14.1	14.1
Strongly like	9	61	3.8	3.8
	10	69	4.3	4.3
I have never heard of the party	96	2	0.1	0.1
Don't want to say (spontaneous)	97	48	3.0	3.0
Don't know enough about the party / Don't know where to rate	98	58	3.6	3.6
		1598	100.0	100.0

[Q015B] What do you think about the following political parties on a scale 0-10, where 0 means 'strongly dislike' and 10 means 'strongly like'? National Coalition Party (KOK)

Question

What do you think about the following political parties on a scale 0-10, where 0 means 'strongly dislike' and 10 means 'strongly like'? National Coalition Party (KOK)

Frequencies

label	value	n	%	v. %
Strongly dislike	0	190	11.9	11.9
	1	95	5.9	5.9
	2	156	9.8	9.8
	3	152	9.5	9.5
	4	140	8.8	8.8
	5	213	13.3	13.3
	6	150	9.4	9.4
	7	173	10.8	10.8
	8	134	8.4	8.4
	9	49	3.1	3.1
Strongly like	10	47	2.9	2.9
I have never heard of the party	96	0	0.0	0.0
Don't want to say (spontaneous)	97	41	2.6	2.6
Don't know enough about the party / Don't know where to rate	98	58	3.6	3.6
		1598	100.0	100.0

[Q015C] What do you think about the following political parties on a scale 0-10, where 0 means 'strongly dislike' and 10 means 'strongly like'? True Finns (PS)

Question

What do you think about the following political parties on a scale 0-10, where 0 means 'strongly dislike' and 10 means 'strongly like'? True Finns (PS)

Frequencies

label	value	n	%	v. %
Strongly dislike	0	365	22.8	22.8

(continued on next page)

(cont. from previous page)

label	value	n	%	v. %
	1	137	8.6	8.6
	2	141	8.8	8.8
	3	127	7.9	7.9
	4	94	5.9	5.9
	5	165	10.3	10.3
	6	111	6.9	6.9
	7	119	7.4	7.4
	8	119	7.4	7.4
	9	62	3.9	3.9
Strongly like	10	73	4.6	4.6
I have never heard of the party	96	0	0.0	0.0
Don't want to say (spontaneous)	97	46	2.9	2.9
Don't know enough about the party / Don't know where to rate	98	39	2.4	2.4
		1598	100.0	100.0

[Q015D] What do you think about the following political parties on a scale 0-10, where 0 means 'strongly dislike' and 10 means 'strongly like'? Centre Party of Finland (KESK)

Question

What do you think about the following political parties on a scale 0-10, where 0 means 'strongly dislike' and 10 means 'strongly like'? Centre Party of Finland (KESK)

Frequencies

label	value	n	%	v. %
Strongly dislike	0	137	8.6	8.6
	1	99	6.2	6.2
	2	161	10.1	10.1
	3	189	11.8	11.8
	4	169	10.6	10.6
	5	281	17.6	17.6
	6	137	8.6	8.6
	7	138	8.6	8.6
	8	111	6.9	6.9
	9	43	2.7	2.7
Strongly like	10	39	2.4	2.4
I have never heard of the party	96	0	0.0	0.0
Don't want to say (spontaneous)	97	45	2.8	2.8

(continued on next page)

2. Variables

(cont. from previous page)

label	value	n	%	v. %
Don't know enough about the party / Don't know where to rate	98	49	3.1	3.1
		1598	100.0	100.0

[Q015E] What do you think about the following political parties on a scale 0-10, where 0 means 'strongly dislike' and 10 means 'strongly like'? Green League (VIHR)

Question

What do you think about the following political parties on a scale 0-10, where 0 means 'strongly dislike' and 10 means 'strongly like'? Green League (VIHR)

Frequencies

label	value	n	%	v. %
Strongly dislike	0	146	9.1	9.1
	1	79	4.9	4.9
	2	84	5.3	5.3
	3	113	7.1	7.1
	4	131	8.2	8.2
	5	214	13.4	13.4
	6	154	9.6	9.6
	7	196	12.3	12.3
	8	201	12.6	12.6
	9	117	7.3	7.3
Strongly like	10	76	4.8	4.8
I have never heard of the party	96	2	0.1	0.1
Don't want to say (spontaneous)	97	42	2.6	2.6
Don't know enough about the party / Don't know where to rate	98	43	2.7	2.7
		1598	100.0	100.0

[Q015F] What do you think about the following political parties on a scale 0-10, where 0 means 'strongly dislike' and 10 means 'strongly like'? Left Alliance (VAS)

Question

What do you think about the following political parties on a scale 0-10, where 0 means 'strongly dislike' and 10 means 'strongly like'? Left Alliance (VAS)

Frequencies

label	value	n	%	v. %
Strongly dislike	0	197	12.3	12.3
	1	112	7.0	7.0
	2	126	7.9	7.9
	3	137	8.6	8.6
	4	142	8.9	8.9
	5	206	12.9	12.9
	6	127	7.9	7.9
	7	124	7.8	7.8
	8	128	8.0	8.0
	9	93	5.8	5.8
Strongly like	10	92	5.8	5.8
I have never heard of the party	96	0	0.0	0.0
Don't want to say (spontaneous)	97	47	2.9	2.9
Don't know enough about the party / Don't know where to rate	98	67	4.2	4.2
		1598	100.0	100.0

[Q015G] What do you think about the following political parties on a scale 0-10, where 0 means 'strongly dislike' and 10 means 'strongly like'? Swedish People's Party in Finland (RKP)

Question

What do you think about the following political parties on a scale 0-10, where 0 means 'strongly dislike' and 10 means 'strongly like'? Swedish People's Party in Finland (RKP)

Frequencies

label	value	n	%	v. %
Strongly dislike	0	171	10.7	10.7
	1	121	7.6	7.6
	2	160	10.0	10.0
	3	172	10.8	10.8
	4	167	10.5	10.5
	5	252	15.8	15.8
	6	116	7.3	7.3
	7	111	6.9	6.9
	8	79	4.9	4.9
	9	30	1.9	1.9
Strongly like	10	32	2.0	2.0

(continued on next page)

2. Variables

(cont. from previous page)

label	value	n	%	v. %
I have never heard of the party	96	2	0.1	0.1
Don't want to say (spontaneous)	97	46	2.9	2.9
Don't know enough about the party / Don't know where to rate	98	139	8.7	8.7
		1598	100.0	100.0

[Q015H] What do you think about the following political parties on a scale 0-10, where 0 means 'strongly dislike' and 10 means 'strongly like'? Christian Democrats in Finland (KD)

Question

What do you think about the following political parties on a scale 0-10, where 0 means 'strongly dislike' and 10 means 'strongly like'? Christian Democrats in Finland (KD)

Frequencies

label	value	n	%	v. %
Strongly dislike	0	218	13.6	13.6
	1	134	8.4	8.4
	2	169	10.6	10.6
	3	195	12.2	12.2
	4	158	9.9	9.9
	5	209	13.1	13.1
	6	123	7.7	7.7
	7	115	7.2	7.2
	8	89	5.6	5.6
	9	37	2.3	2.3
Strongly like	10	24	1.5	1.5
I have never heard of the party	96	3	0.2	0.2
Don't want to say (spontaneous)	97	47	2.9	2.9
Don't know enough about the party / Don't know where to rate	98	77	4.8	4.8
		1598	100.0	100.0

[Q015I] What do you think about the following political parties on a scale 0-10, where 0 means 'strongly dislike' and 10 means 'strongly like'? Blue Reform (SIN)

Question

What do you think about the following political parties on a scale 0-10, where 0 means 'strongly dislike' and 10 means 'strongly like'? Blue Reform (SIN)

Frequencies

label	value	n	%	v. %
Strongly dislike	0	522	32.7	32.7
	1	217	13.6	13.6
	2	153	9.6	9.6
	3	104	6.5	6.5
	4	94	5.9	5.9
	5	128	8.0	8.0
	6	47	2.9	2.9
	7	30	1.9	1.9
	8	22	1.4	1.4
	9	6	0.4	0.4
Strongly like	10	6	0.4	0.4
I have never heard of the party	96	14	0.9	0.9
Don't want to say (spontaneous)	97	56	3.5	3.5
Don't know enough about the party / Don't know where to rate	98	199	12.5	12.5
		1598	100.0	100.0

[Q016A] What do you think of the party leaders on a scale 0-10, where 0 means 'strongly dislike' and 10 means 'strongly like'? Antti Rinne (SDP)

Question

What do you think of the party leaders on a scale 0-10, where 0 means 'strongly dislike' and 10 means 'strongly like'? Antti Rinne (SDP)

Frequencies

label	value	n	%	v. %
Strongly dislike	0	141	8.8	8.8
	1	65	4.1	4.1

(continued on next page)

2. Variables

(cont. from previous page)

label	value	n	%	v. %
	2	88	5.5	5.5
	3	118	7.4	7.4
	4	118	7.4	7.4
	5	242	15.1	15.1
	6	180	11.3	11.3
	7	236	14.8	14.8
	8	178	11.1	11.1
	9	62	3.9	3.9
Strongly like	10	40	2.5	2.5
I have never heard of the party leader	96	3	0.2	0.2
Don't want to say (spontaneous)	97	39	2.4	2.4
Don't know enough about the party leader / Don't know where to rate	98	88	5.5	5.5
		1598	100.0	100.0

[Q016B] What do you think of the party leaders on a scale 0-10, where 0 means 'strongly dislike' and 10 means 'strongly like'? Petteri Orpo (KOK)

Question

What do you think of the party leaders on a scale 0-10, where 0 means 'strongly dislike' and 10 means 'strongly like'? Petteri Orpo (KOK)

Frequencies

label	value	n	%	v. %
Strongly dislike	0	157	9.8	9.8
	1	80	5.0	5.0
	2	149	9.3	9.3
	3	124	7.8	7.8
	4	132	8.3	8.3
	5	227	14.2	14.2
	6	177	11.1	11.1
	7	190	11.9	11.9
	8	151	9.4	9.4
	9	43	2.7	2.7
Strongly like	10	25	1.6	1.6
I have never heard of the party leader	96	7	0.4	0.4
Don't want to say (spontaneous)	97	40	2.5	2.5
Don't know enough about the party leader / Don't know where to rate	98	96	6.0	6.0

(continued on next page)

(cont. from previous page)

label	value	n	%	v. %
		1598	100.0	100.0

[Q016C] What do you think of the party leaders on a scale 0-10, where 0 means 'strongly dislike' and 10 means 'strongly like'? Jussi Halla-aho (PS)

Question

What do you think of the party leaders on a scale 0-10, where 0 means 'strongly dislike' and 10 means 'strongly like'? Jussi Halla-aho (PS)

Frequencies

label	value	n	%	v. %
Strongly dislike	0	326	20.4	20.4
	1	138	8.6	8.6
	2	131	8.2	8.2
	3	107	6.7	6.7
	4	123	7.7	7.7
	5	162	10.1	10.1
	6	124	7.8	7.8
	7	105	6.6	6.6
	8	119	7.4	7.4
	9	79	4.9	4.9
Strongly like	10	80	5.0	5.0
I have never heard of the party leader	96	2	0.1	0.1
Don't want to say (spontaneous)	97	37	2.3	2.3
Don't know enough about the party leader / Don't know where to rate	98	65	4.1	4.1
		1598	100.0	100.0

[Q016D] What do you think of the party leaders on a scale 0-10, where 0 means 'strongly dislike' and 10 means 'strongly like'? Juha Sipilä (KESK)

Question

What do you think of the party leaders on a scale 0-10, where 0 means 'strongly dislike' and 10 means 'strongly like'? Juha Sipilä (KESK)

Frequencies

2. Variables

label	value	n	%	v. %
Strongly dislike	0	292	18.3	18.3
	1	125	7.8	7.8
	2	136	8.5	8.5
	3	150	9.4	9.4
	4	165	10.3	10.3
	5	205	12.8	12.8
	6	138	8.6	8.6
	7	138	8.6	8.6
	8	100	6.3	6.3
	9	41	2.6	2.6
Strongly like	10	34	2.1	2.1
I have never heard of the party leader	96	1	0.1	0.1
Don't want to say (spontaneous)	97	34	2.1	2.1
Don't know enough about the party leader / Don't know where to rate	98	39	2.4	2.4
		1598	100.0	100.0

[Q016E] What do you think of the party leaders on a scale 0-10, where 0 means 'strongly dislike' and 10 means 'strongly like'? Pekka Haavisto (VIHR)

Question

What do you think of the party leaders on a scale 0-10, where 0 means 'strongly dislike' and 10 means 'strongly like'? Pekka Haavisto (VIHR)

Frequencies

label	value	n	%	v. %
Strongly dislike	0	116	7.3	7.3
	1	43	2.7	2.7
	2	69	4.3	4.3
	3	94	5.9	5.9
	4	101	6.3	6.3
	5	186	11.6	11.6
	6	177	11.1	11.1
	7	198	12.4	12.4
	8	277	17.3	17.3
	9	142	8.9	8.9
Strongly like	10	95	5.9	5.9
I have never heard of the party leader	96	2	0.1	0.1
Don't want to say (spontaneous)	97	39	2.4	2.4

(continued on next page)

(cont. from previous page)

label	value	n	%	v. %
Don't know enough about the party leader / Don't know where to rate	98	59	3.7	3.7
		1598	100.0	100.0

[Q016F] What do you think of the party leaders on a scale 0-10, where 0 means 'strongly dislike' and 10 means 'strongly like'? Li Andersson (VAS)

Question

What do you think of the party leaders on a scale 0-10, where 0 means 'strongly dislike' and 10 means 'strongly like'? Li Andersson (VAS)

Frequencies

label	value	n	%	v. %
Strongly dislike	0	145	9.1	9.1
	1	73	4.6	4.6
	2	93	5.8	5.8
	3	101	6.3	6.3
	4	118	7.4	7.4
	5	170	10.6	10.6
	6	160	10.0	10.0
	7	155	9.7	9.7
	8	180	11.3	11.3
	9	131	8.2	8.2
Strongly like	10	140	8.8	8.8
I have never heard of the party leader	96	6	0.4	0.4
Don't want to say (spontaneous)	97	39	2.4	2.4
Don't know enough about the party leader / Don't know where to rate	98	87	5.4	5.4
		1598	100.0	100.0

[Q016G] What do you think of the party leaders on a scale 0-10, where 0 means 'strongly dislike' and 10 means 'strongly like'? Anna-Maja Henriksson (RKP)

Question

What do you think of the party leaders on a scale 0-10, where 0 means 'strongly dislike' and 10 means 'strongly like'? Anna-Maja Henriksson (RKP)

Frequencies

label	value	n	%	v. %
Strongly dislike	0	111	6.9	6.9
	1	60	3.8	3.8
	2	113	7.1	7.1
	3	129	8.1	8.1
	4	157	9.8	9.8
	5	240	15.0	15.0
	6	166	10.4	10.4
	7	160	10.0	10.0
	8	112	7.0	7.0
Strongly like	9	45	2.8	2.8
	10	22	1.4	1.4
I have never heard of the party leader	96	24	1.5	1.5
Don't want to say (spontaneous)	97	45	2.8	2.8
Don't know enough about the party leader / Don't know where to rate	98	214	13.4	13.4
		1598	100.0	100.0

[Q016H] What do you think of the party leaders on a scale 0-10, where 0 means 'strongly dislike' and 10 means 'strongly like'? Sari Essayah (KD)

Question

What do you think of the party leaders on a scale 0-10, where 0 means 'strongly dislike' and 10 means 'strongly like'? Sari Essayah (KD)

Frequencies

label	value	n	%	v. %
Strongly dislike	0	113	7.1	7.1
	1	75	4.7	4.7
	2	121	7.6	7.6
	3	140	8.8	8.8
	4	175	11.0	11.0
	5	234	14.6	14.6
	6	167	10.5	10.5
	7	154	9.6	9.6
	8	143	8.9	8.9
Strongly like	9	50	3.1	3.1
	10	34	2.1	2.1
I have never heard of the party leader	96	12	0.8	0.8

(continued on next page)

(cont. from previous page)

label	value	n	%	v. %
Don't want to say (spontaneous)	97	39	2.4	2.4
Don't know enough about the party leader / Don't know where to rate	98	141	8.8	8.8
		1598	100.0	100.0

[Q016I] What do you think of the party leaders on a scale 0-10, where 0 means 'strongly dislike' and 10 means 'strongly like'? Sampo Terho (SIN)

Question

What do you think of the party leaders on a scale 0-10, where 0 means 'strongly dislike' and 10 means 'strongly like'? Sampo Terho (SIN)

Frequencies

label	value	n	%	v. %
Strongly dislike	0	347	21.7	21.7
	1	176	11.0	11.0
	2	169	10.6	10.6
	3	136	8.5	8.5
	4	122	7.6	7.6
	5	178	11.1	11.1
	6	103	6.4	6.4
	7	65	4.1	4.1
	8	37	2.3	2.3
Strongly like	9	12	0.8	0.8
	10	8	0.5	0.5
I have never heard of the party leader	96	22	1.4	1.4
Don't want to say (spontaneous)	97	49	3.1	3.1
Don't know enough about the party leader / Don't know where to rate	98	174	10.9	10.9
		1598	100.0	100.0

[Q017A] In politics people sometimes talk of left and right. Where would you place the following parties on a scale 0-10 where 0 means the left and 10 means the right? Finnish Social Democratic Party (SDP)

Question

In politics people sometimes talk of left and right. Where would you place the following parties on a scale 0-10 where 0 means the left and 10 means the right? Finnish Social Democratic Party (SDP)

Frequencies

label	value	n	%	v. %
Left	0	89	5.6	5.6
	1	89	5.6	5.6
	2	223	14.0	14.0
	3	349	21.8	21.8
	4	267	16.7	16.7
	5	214	13.4	13.4
	6	84	5.3	5.3
	7	61	3.8	3.8
	8	33	2.1	2.1
Right	9	6	0.4	0.4
	10	16	1.0	1.0
	Haven't heard of the left-right scale (spontaneous)	95	15	0.9
	Haven't heard of the party (spontaneous)	96	1	0.1
	Don't want to say (spontaneous)	97	29	1.8
Don't know where to place the party on the scale (spontaneous)	98	122	7.6	7.6
		1598	100.0	100.0

[Q017B] In politics people sometimes talk of left and right. Where would you place the following parties on a scale 0-10 where 0 means the left and 10 means the right? National Coalition Party (KOK)

Question

In politics people sometimes talk of left and right. Where would you place the following parties on a scale 0-10 where 0 means the left and 10 means the right? National Coalition Party (KOK)

Frequencies

label	value	n	%	v. %
Left	0	17	1.1	1.1
	1	12	0.8	0.8
	2	25	1.6	1.6
	3	24	1.5	1.5
	4	24	1.5	1.5
	5	114	7.1	7.1
	6	91	5.7	5.7
	7	141	8.8	8.8
	8	306	19.1	19.1
	9	304	19.0	19.0

(continued on next page)

(cont. from previous page)

label	value	n	%	v. %
Right	10	381	23.8	23.8
Haven't heard of the left-right scale (spontaneous)	95	16	1.0	1.0
Haven't heard of the party (spontaneous)	96	1	0.1	0.1
Don't want to say (spontaneous)	97	28	1.8	1.8
Don't know where to place the party on the scale (spontaneous)	98	114	7.1	7.1
		1598	100.0	100.0

[Q017C] In politics people sometimes talk of left and right. Where would you place the following parties on a scale 0-10 where 0 means the left and 10 means the right? True Finns (PS)

Question

In politics people sometimes talk of left and right. Where would you place the following parties on a scale 0-10 where 0 means the left and 10 means the right? True Finns (PS)

Frequencies

label	value	n	%	v. %
Left	0	20	1.3	1.3
	1	19	1.2	1.2
	2	31	1.9	1.9
	3	65	4.1	4.1
	4	80	5.0	5.0
	5	254	15.9	15.9
	6	158	9.9	9.9
	7	195	12.2	12.2
	8	213	13.3	13.3
	9	154	9.6	9.6
Right	10	203	12.7	12.7
Haven't heard of the left-right scale (spontaneous)	95	14	0.9	0.9
Haven't heard of the party (spontaneous)	96	4	0.3	0.3
Don't want to say (spontaneous)	97	29	1.8	1.8
Don't know where to place the party on the scale (spontaneous)	98	159	9.9	9.9
		1598	100.0	100.0

[Q017D] In politics people sometimes talk of left and right. Where would you place the following parties on a scale 0-10 where 0 means the left and 10 means the right? Centre Party of Finland (KESK)

Question

In politics people sometimes talk of left and right. Where would you place the following parties on a scale 0-10 where 0 means the left and 10 means the right? Centre Party of Finland (KESK)

Frequencies

label	value	n	%	v. %
Left	0	15	0.9	0.9
	1	7	0.4	0.4
	2	13	0.8	0.8
	3	36	2.3	2.3
	4	93	5.8	5.8
	5	429	26.8	26.8
	6	280	17.5	17.5
	7	286	17.9	17.9
	8	171	10.7	10.7
	9	71	4.4	4.4
Right	10	44	2.8	2.8
Haven't heard of the left-right scale (spontaneous)	95	12	0.8	0.8
Haven't heard of the party (spontaneous)	96	1	0.1	0.1
Don't want to say (spontaneous)	97	30	1.9	1.9
Don't know where to place the party on the scale (spontaneous)	98	110	6.9	6.9
		1598	100.0	100.0

[Q017E] In politics people sometimes talk of left and right. Where would you place the following parties on a scale 0-10 where 0 means the left and 10 means the right? Green League (VIHR)

Question

In politics people sometimes talk of left and right. Where would you place the following parties on a scale 0-10 where 0 means the left and 10 means the right? Green League (VIHR)

Frequencies

label	value	n	%	v. %
Left	0	71	4.4	4.4
	1	60	3.8	3.8
	2	120	7.5	7.5
	3	195	12.2	12.2
	4	271	17.0	17.0
	5	334	20.9	20.9
	6	176	11.0	11.0
	7	115	7.2	7.2
	8	62	3.9	3.9
	9	8	0.5	0.5
Right	10	5	0.3	0.3
Haven't heard of the left-right scale (spontaneous)	95	11	0.7	0.7
Haven't heard of the party (spontaneous)	96	4	0.3	0.3
Don't want to say (spontaneous)	97	31	1.9	1.9
Don't know where to place the party on the scale (spontaneous)	98	135	8.4	8.4
		1598	100.0	100.0

[Q017F] In politics people sometimes talk of left and right. Where would you place the following parties on a scale 0-10 where 0 means the left and 10 means the right? Left Alliance (VAS)

Question

In politics people sometimes talk of left and right. Where would you place the following parties on a scale 0-10 where 0 means the left and 10 means the right? Left Alliance (VAS)

Frequencies

label	value	n	%	v. %
Left	0	504	31.5	31.5
	1	340	21.3	21.3
	2	262	16.4	16.4
	3	144	9.0	9.0
	4	75	4.7	4.7
	5	71	4.4	4.4
	6	22	1.4	1.4
	7	18	1.1	1.1
	8	14	0.9	0.9
	9	4	0.3	0.3
Right	10	3	0.2	0.2
Haven't heard of the left-right scale (spontaneous)	95	11	0.7	0.7

(continued on next page)

2. Variables

(cont. from previous page)

label	value	n	%	v. %
Haven't heard of the party (spontaneous)	96	2	0.1	0.1
Don't want to say (spontaneous)	97	27	1.7	1.7
Don't know where to place the party on the scale (spontaneous)	98	101	6.3	6.3
		1598	100.0	100.0

[Q017G] In politics people sometimes talk of left and right. Where would you place the following parties on a scale 0-10 where 0 means the left and 10 means the right? Swedish People's Party in Finland (RKP)

Question

In politics people sometimes talk of left and right. Where would you place the following parties on a scale 0-10 where 0 means the left and 10 means the right? Swedish People's Party in Finland (RKP)

Frequencies

label	value	n	%	v. %
Left	0	17	1.1	1.1
	1	24	1.5	1.5
	2	29	1.8	1.8
	3	47	2.9	2.9
	4	83	5.2	5.2
	5	227	14.2	14.2
	6	221	13.8	13.8
	7	291	18.2	18.2
	8	248	15.5	15.5
	9	102	6.4	6.4
Right	10	59	3.7	3.7
Haven't heard of the left-right scale (spontaneous)	95	10	0.6	0.6
Haven't heard of the party (spontaneous)	96	1	0.1	0.1
Don't want to say (spontaneous)	97	29	1.8	1.8
Don't know where to place the party on the scale (spontaneous)	98	210	13.1	13.1
		1598	100.0	100.0

[Q017H] In politics people sometimes talk of left and right. Where would you place the following parties on a scale 0-10 where 0 means the left and 10 means the right? Christian Democrats in Finland (KD)

Question

In politics people sometimes talk of left and right. Where would you place the following parties on a scale 0-10 where 0 means the left and 10 means the right? Christian Democrats in Finland (KD)

Frequencies

label	value	n	%	v. %
Left	0	14	0.9	0.9
	1	15	0.9	0.9
	2	31	1.9	1.9
	3	42	2.6	2.6
	4	77	4.8	4.8
	5	310	19.4	19.4
	6	259	16.2	16.2
	7	291	18.2	18.2
	8	183	11.5	11.5
Right	9	79	4.9	4.9
	10	45	2.8	2.8
Haven't heard of the left-right scale (spontaneous)	95	11	0.7	0.7
Haven't heard of the party (spontaneous)	96	1	0.1	0.1
Don't want to say (spontaneous)	97	31	1.9	1.9
Don't know where to place the party on the scale (spontaneous)	98	209	13.1	13.1
		1598	100.0	100.0

[Q017I] In politics people sometimes talk of left and right. Where would you place the following parties on a scale 0-10 where 0 means the left and 10 means the right? Blue Reform (SIN)

Question

In politics people sometimes talk of left and right. Where would you place the following parties on a scale 0-10 where 0 means the left and 10 means the right? Blue Reform (SIN)

Frequencies

2. Variables

label	value	n	%	v. %
Left	0	44	2.8	2.8
	1	37	2.3	2.3
	2	42	2.6	2.6
	3	49	3.1	3.1
	4	53	3.3	3.3
	5	221	13.8	13.8
	6	157	9.8	9.8
	7	175	11.0	11.0
	8	161	10.1	10.1
	9	121	7.6	7.6
Right	10	117	7.3	7.3
Haven't heard of the left-right scale (spontaneous)	95	13	0.8	0.8
Haven't heard of the party (spontaneous)	96	8	0.5	0.5
Don't want to say (spontaneous)	97	46	2.9	2.9
Don't know where to place the party on the scale (spontaneous)	98	354	22.2	22.2
		1598	100.0	100.0

[Q18] Using the same [left-right] scale, where would you place yourself?

Question

Using the same [left-right] scale, where would you place yourself?

Frequencies

label	value	n	%	v. %
Left	0	78	4.9	4.9
	1	56	3.5	3.5
	2	81	5.1	5.1
	3	125	7.8	7.8
	4	153	9.6	9.6
	5	279	17.5	17.5
	6	135	8.4	8.4
	7	196	12.3	12.3
	8	158	9.9	9.9
	9	47	2.9	2.9
Right	10	46	2.9	2.9
Haven't heard of the left-right scale (spontaneous)	95	11	0.7	0.7
Don't want to say (spontaneous)	97	80	5.0	5.0
Don't know where to place myself on the scale (spontaneous)	98	153	9.6	9.6
		1598	100.0	100.0

[Q21] How satisfied are you with the way democracy works in Finland?

Question

How satisfied are you with the way democracy works in Finland?

Frequencies

label	value	n	%	v. %
Very satisfied	1	83	5.2	5.2
Fairly satisfied	2	1066	66.7	66.7
Not very satisfied	4	337	21.1	21.1
Not at all satisfied	5	52	3.3	3.3
Don't want to say (spontaneous)	7	7	0.4	0.4
Can't say (spontaneous)	8	53	3.3	3.3
		1598	100.0	100.0

[K19] For your voting choice, which was ultimately the more important, the party or the candidate?

Question

For your voting choice, which was ultimately the more important, the party or the candidate?

Frequencies

label	value	n	%	v. %
The party	1	798	49.9	57.0
The candidate	2	550	34.4	39.3
Can't say (spontaneous)	96	52	3.3	3.7
System missing (SYSMIS)	.	198	12.4	—
		1598	100.0	100.0

[K20_1] To what extent did the following influence your choice of party in these parliamentary elections? Performance of the party's representatives in election programmes on television

Question

*To what extent did the following influence your choice of party in these parliamentary elections?
Performance of the party's representatives in election programmes on television*

Frequencies

2. Variables

label	value	n	%	v. %
Decisive factor in my choice	1	139	8.7	9.9
A lot	2	401	25.1	28.6
Somewhat	3	453	28.3	32.4
Not at all	4	364	22.8	26.0
Can't say (spontaneous)	96	43	2.7	3.1
System missing (SYSMIS)	.	198	12.4	—
		1598	100.0	100.0

[K20_2] To what extent did the following influence your choice of party in these parliamentary elections? The party looks after the interests of the occupational group I belong to

Question

*To what extent did the following influence your choice of party in these parliamentary elections?
The party looks after the interests of the occupational group I belong to*

Frequencies

label	value	n	%	v. %
Decisive factor in my choice	1	159	9.9	11.4
A lot	2	326	20.4	23.3
Somewhat	3	431	27.0	30.8
Not at all	4	393	24.6	28.1
Can't say (spontaneous)	96	91	5.7	6.5
System missing (SYSMIS)	.	198	12.4	—
		1598	100.0	100.0

[K20_3] To what extent did the following influence your choice of party in these parliamentary elections? The party has a good leader

Question

*To what extent did the following influence your choice of party in these parliamentary elections?
The party has a good leader*

Frequencies

label	value	n	%	v. %
Decisive factor in my choice	1	291	18.2	20.8
A lot	2	481	30.1	34.4

(continued on next page)

(cont. from previous page)

label	value	n	%	v. %
Somewhat	3	403	25.2	28.8
Not at all	4	189	11.8	13.5
Can't say (spontaneous)	96	36	2.3	2.6
System missing (SYSMIS)	.	198	12.4	—
		1598	100.0	100.0

[K20_4] To what extent did the following influence your choice of party in these parliamentary elections? Values of the party

Question

*To what extent did the following influence your choice of party in these parliamentary elections?
Values of the party*

Frequencies

label	value	n	%	v. %
Decisive factor in my choice	1	551	34.5	39.4
A lot	2	538	33.7	38.4
Somewhat	3	238	14.9	17.0
Not at all	4	45	2.8	3.2
Can't say (spontaneous)	96	28	1.8	2.0
System missing (SYSMIS)	.	198	12.4	—
		1598	100.0	100.0

[K20_5] To what extent did the following influence your choice of party in these parliamentary elections? The party has good policy on many current issues

Question

*To what extent did the following influence your choice of party in these parliamentary elections?
The party has good policy on many current issues*

Frequencies

label	value	n	%	v. %
Decisive factor in my choice	1	398	24.9	28.4
A lot	2	601	37.6	42.9

(continued on next page)

2. Variables

(cont. from previous page)

label	value	n	%	v. %
Somewhat	3	291	18.2	20.8
Not at all	4	67	4.2	4.8
Can't say (spontaneous)	96	43	2.7	3.1
System missing (SYSMIS)	.	198	12.4	—
		1598	100.0	100.0

[K20_6] To what extent did the following influence your choice of party in these parliamentary elections? The party has competent people to conduct Finnish politics

Question

*To what extent did the following influence your choice of party in these parliamentary elections?
The party has competent people to conduct Finnish politics*

Frequencies

label	value	n	%	v. %
Decisive factor in my choice	1	371	23.2	26.5
A lot	2	630	39.4	45.0
Somewhat	3	304	19.0	21.7
Not at all	4	56	3.5	4.0
Can't say (spontaneous)	96	39	2.4	2.8
System missing (SYSMIS)	.	198	12.4	—
		1598	100.0	100.0

[K20_7] To what extent did the following influence your choice of party in these parliamentary elections? Performance of the party during the past parliamentary term

Question

*To what extent did the following influence your choice of party in these parliamentary elections?
Performance of the party during the past parliamentary term*

Frequencies

label	value	n	%	v. %
Decisive factor in my choice	1	190	11.9	13.6

(continued on next page)

(cont. from previous page)

label	value	n	%	v. %
A lot	2	488	30.5	34.9
Somewhat	3	466	29.2	33.3
Not at all	4	202	12.6	14.4
Can't say (spontaneous)	96	54	3.4	3.9
System missing (SYSMIS)	.	198	12.4	–
		1598	100.0	100.0

[K20_8] To what extent did the following influence your choice of party in these parliamentary elections? The party's successful election campaign

Question

*To what extent did the following influence your choice of party in these parliamentary elections?
The party's successful election campaign*

Frequencies

label	value	n	%	v. %
Decisive factor in my choice	1	94	5.9	6.7
A lot	2	306	19.1	21.9
Somewhat	3	525	32.9	37.5
Not at all	4	409	25.6	29.2
Can't say (spontaneous)	96	66	4.1	4.7
System missing (SYSMIS)	.	198	12.4	–
		1598	100.0	100.0

[K20_9] To what extent did the following influence your choice of party in these parliamentary elections? In my opinion, the leader of the party was the best candidate to become prime minister

Question

*To what extent did the following influence your choice of party in these parliamentary elections?
In my opinion, the leader of the party was the best candidate to become prime minister*

Frequencies

label	value	n	%	v. %
Decisive factor in my choice	1	210	13.1	15.0

(continued on next page)

2. Variables

(cont. from previous page)

label	value	n	%	v. %
A lot	2	363	22.7	25.9
Somewhat	3	397	24.8	28.4
Not at all	4	357	22.3	25.5
Can't say (spontaneous)	96	73	4.6	5.2
System missing (SYSMIS)	.	198	12.4	–
		1598	100.0	100.0

[K20_10] To what extent did the following influence your choice of party in these parliamentary elections? Desire to influence which parties will be in the coalition government

Question

*To what extent did the following influence your choice of party in these parliamentary elections?
Desire to influence which parties will be in the coalition government*

Frequencies

label	value	n	%	v. %
Decisive factor in my choice	1	309	19.3	22.1
A lot	2	520	32.5	37.1
Somewhat	3	345	21.6	24.6
Not at all	4	173	10.8	12.4
Can't say (spontaneous)	96	53	3.3	3.8
System missing (SYSMIS)	.	198	12.4	–
		1598	100.0	100.0

[K20_11] To what extent did the following influence your choice of party in these parliamentary elections? My family member(s) voted for the party

Question

*To what extent did the following influence your choice of party in these parliamentary elections?
My family member(s) voted for the party*

Frequencies

label	value	n	%	v. %
Decisive factor in my choice	1	46	2.9	3.3

(continued on next page)

(cont. from previous page)

label	value	n	%	v. %
A lot	2	77	4.8	5.5
Somewhat	3	150	9.4	10.7
Not at all	4	984	61.6	70.3
Can't say (spontaneous)	96	143	8.9	10.2
System missing (SYSMIS)	.	198	12.4	—
		1598	100.0	100.0

[K20_12] To what extent did the following influence your choice of party in these parliamentary elections? My friend(s) voted for the party

Question

*To what extent did the following influence your choice of party in these parliamentary elections?
My friend(s) voted for the party*

Frequencies

label	value	n	%	v. %
Decisive factor in my choice	1	19	1.2	1.4
A lot	2	55	3.4	3.9
Somewhat	3	157	9.8	11.2
Not at all	4	1061	66.4	75.8
Can't say (spontaneous)	96	108	6.8	7.7
System missing (SYSMIS)	.	198	12.4	—
		1598	100.0	100.0

[K20_13] To what extent did the following influence your choice of party in these parliamentary elections? Recommendations provided by candidate selector(s)

Question

*To what extent did the following influence your choice of party in these parliamentary elections?
Recommendations provided by candidate selector(s)*

Frequencies

label	value	n	%	v. %
Decisive factor in my choice	1	55	3.4	3.9

(continued on next page)

2. Variables

(cont. from previous page)

label	value	n	%	v. %
A lot	2	178	11.1	12.7
Somewhat	3	308	19.3	22.0
Not at all	4	795	49.7	56.8
Can't say (spontaneous)	96	64	4.0	4.6
System missing (SYSMIS)	.	198	12.4	–
		1598	100.0	100.0

[K20_14] To what extent did the following influence your choice of party in these parliamentary elections? The party generally keeps their election promises

Question

*To what extent did the following influence your choice of party in these parliamentary elections?
The party generally keeps their election promises*

Frequencies

label	value	n	%	v. %
Decisive factor in my choice	1	173	10.8	12.4
A lot	2	476	29.8	34.0
Somewhat	3	468	29.3	33.4
Not at all	4	176	11.0	12.6
Can't say (spontaneous)	96	107	6.7	7.6
System missing (SYSMIS)	.	198	12.4	–
		1598	100.0	100.0

[K21_1] To what extent did the following influence your choice of candidate? The candidate's age

Question

To what extent did the following influence your choice of candidate? The candidate's age

Frequencies

label	value	n	%	v. %
Decisive factor in my choice	1	77	4.8	5.5
A lot	2	264	16.5	18.9

(continued on next page)

(cont. from previous page)

label	value	n	%	v. %
Somewhat	3	462	28.9	33.0
Not at all	4	578	36.2	41.3
Can't say (spontaneous)	96	19	1.2	1.4
System missing (SYSMIS)	.	198	12.4	—
		1598	100.0	100.0

[K21_2] To what extent did the following influence your choice of candidate? The candidate's gender

Question

To what extent did the following influence your choice of candidate? The candidate's gender

Frequencies

label	value	n	%	v. %
Decisive factor in my choice	1	132	8.3	9.4
A lot	2	205	12.8	14.6
Somewhat	3	240	15.0	17.1
Not at all	4	808	50.6	57.7
Can't say (spontaneous)	96	15	0.9	1.1
System missing (SYSMIS)	.	198	12.4	—
		1598	100.0	100.0

[K21_3] To what extent did the following influence your choice of candidate? The candidate's education

Question

To what extent did the following influence your choice of candidate? The candidate's education

Frequencies

label	value	n	%	v. %
Decisive factor in my choice	1	121	7.6	8.6
A lot	2	377	23.6	26.9
Somewhat	3	485	30.4	34.6
Not at all	4	388	24.3	27.7
Can't say (spontaneous)	96	29	1.8	2.1

(continued on next page)

2. Variables

(cont. from previous page)

label	value	n	%	v. %
System missing (SYSMIS)	.	198	12.4	—
		1598	100.0	100.0

[K21_4] To what extent did the following influence your choice of candidate? The candidate's place of residence

Question

To what extent did the following influence your choice of candidate? The candidate's place of residence

Frequencies

label	value	n	%	v. %
Decisive factor in my choice	1	140	8.8	10.0
A lot	2	296	18.5	21.1
Somewhat	3	365	22.8	26.1
Not at all	4	578	36.2	41.3
Can't say (spontaneous)	96	21	1.3	1.5
System missing (SYSMIS)	.	198	12.4	—
		1598	100.0	100.0

[K21_5] To what extent did the following influence your choice of candidate? The candidate's prior experience in politics

Question

To what extent did the following influence your choice of candidate? The candidate's prior experience in politics

Frequencies

label	value	n	%	v. %
Decisive factor in my choice	1	227	14.2	16.2
A lot	2	505	31.6	36.1
Somewhat	3	430	26.9	30.7
Not at all	4	214	13.4	15.3
Can't say (spontaneous)	96	24	1.5	1.7
System missing (SYSMIS)	.	198	12.4	—

(continued on next page)

(cont. from previous page)

label	value	n	%	v. %
		1598	100.0	100.0

[K21_6] To what extent did the following influence your choice of candidate? The candidate's reliability

Question

To what extent did the following influence your choice of candidate? The candidate's reliability

Frequencies

label	value	n	%	v. %
Decisive factor in my choice	1	360	22.5	25.7
A lot	2	666	41.7	47.6
Somewhat	3	257	16.1	18.4
Not at all	4	68	4.3	4.9
Can't say (spontaneous)	96	49	3.1	3.5
System missing (SYSMIS)	.	198	12.4	—
		1598	100.0	100.0

[K21_7] To what extent did the following influence your choice of candidate? The candidate's ability to manage things

Question

To what extent did the following influence your choice of candidate? The candidate's ability to manage things

Frequencies

label	value	n	%	v. %
Decisive factor in my choice	1	365	22.8	26.1
A lot	2	672	42.1	48.0
Somewhat	3	262	16.4	18.7
Not at all	4	57	3.6	4.1
Can't say (spontaneous)	96	44	2.8	3.1
System missing (SYSMIS)	.	198	12.4	—
		1598	100.0	100.0

[K21_8] To what extent did the following influence your choice of candidate? The candidate's appearance and style

Question

To what extent did the following influence your choice of candidate? The candidate's appearance and style

Frequencies

label	value	n	%	v. %
Decisive factor in my choice	1	100	6.3	7.1
A lot	2	256	16.0	18.3
Somewhat	3	512	32.0	36.6
Not at all	4	505	31.6	36.1
Can't say (spontaneous)	96	27	1.7	1.9
System missing (SYSMIS)	.	198	12.4	—
		1598	100.0	100.0

[K21_9] To what extent did the following influence your choice of candidate? The candidate's public speaking and presentation skills

Question

To what extent did the following influence your choice of candidate? The candidate's public speaking and presentation skills

Frequencies

label	value	n	%	v. %
Decisive factor in my choice	1	214	13.4	15.3
A lot	2	504	31.5	36.0
Somewhat	3	449	28.1	32.1
Not at all	4	196	12.3	14.0
Can't say (spontaneous)	96	37	2.3	2.6
System missing (SYSMIS)	.	198	12.4	—
		1598	100.0	100.0

[K21_10] To what extent did the following influence your choice of candidate? The candidate is a well-known public figure

Question

To what extent did the following influence your choice of candidate? The candidate is a well-known public figure

Frequencies

label	value	n	%	v. %
Decisive factor in my choice	1	138	8.6	9.9
A lot	2	314	19.6	22.4
Somewhat	3	374	23.4	26.7
Not at all	4	551	34.5	39.4
Can't say (spontaneous)	96	23	1.4	1.6
System missing (SYSMIS)	.	198	12.4	—
		1598	100.0	100.0

[K21_11] To what extent did the following influence your choice of candidate? The candidate's views on different issues

Question

To what extent did the following influence your choice of candidate? The candidate's views on different issues

Frequencies

label	value	n	%	v. %
Decisive factor in my choice	1	396	24.8	28.3
A lot	2	649	40.6	46.4
Somewhat	3	275	17.2	19.6
Not at all	4	59	3.7	4.2
Can't say (spontaneous)	96	21	1.3	1.5
System missing (SYSMIS)	.	198	12.4	—
		1598	100.0	100.0

[K21_12] To what extent did the following influence your choice of candidate? The candidate's party affiliation

Question

To what extent did the following influence your choice of candidate? The candidate's party affiliation

Frequencies

label	value	n	%	v. %
Decisive factor in my choice	1	531	33.2	37.9
A lot	2	505	31.6	36.1
Somewhat	3	257	16.1	18.4
Not at all	4	91	5.7	6.5
Can't say (spontaneous)	96	16	1.0	1.1
System missing (SYSMIS)	.	198	12.4	—
		1598	100.0	100.0

[K21_13] To what extent did the following influence your choice of candidate? The candidate's selection campaign and election advertising

Question

To what extent did the following influence your choice of candidate? The candidate's selection campaign and election advertising

Frequencies

label	value	n	%	v. %
Decisive factor in my choice	1	63	3.9	4.5
A lot	2	206	12.9	14.7
Somewhat	3	536	33.5	38.3
Not at all	4	570	35.7	40.7
Can't say (spontaneous)	96	25	1.6	1.8
System missing (SYSMIS)	.	198	12.4	—
		1598	100.0	100.0

[K21_14] To what extent did the following influence your choice of candidate? The candidate's chances of winning a seat to parliament

Question

To what extent did the following influence your choice of candidate? The candidate's chances of winning a seat to parliament

Frequencies

label	value	n	%	v. %
Decisive factor in my choice	1	152	9.5	10.9
A lot	2	386	24.2	27.6
Somewhat	3	516	32.3	36.9
Not at all	4	321	20.1	22.9
Can't say (spontaneous)	96	25	1.6	1.8
System missing (SYSMIS)	.	198	12.4	—
		1598	100.0	100.0

[K21_15] To what extent did the following influence your choice of candidate? Openness/transparency of the candidate's campaign funding

Question

To what extent did the following influence your choice of candidate? Openness/transparency of the candidate's campaign funding

Frequencies

label	value	n	%	v. %
Decisive factor in my choice	1	78	4.9	5.6
A lot	2	222	13.9	15.9
Somewhat	3	312	19.5	22.3
Not at all	4	653	40.9	46.6
Can't say (spontaneous)	96	135	8.4	9.6
System missing (SYSMIS)	.	198	12.4	—
		1598	100.0	100.0

[K21_16] To what extent did the following influence your choice of candidate? The candidate's answers in candidate selectors on the Internet

Question

To what extent did the following influence your choice of candidate? The candidate's answers in candidate selectors on the Internet

Frequencies

label	value	n	%	v. %
Decisive factor in my choice	1	108	6.8	7.7
A lot	2	256	16.0	18.3
Somewhat	3	265	16.6	18.9
Not at all	4	671	42.0	47.9
Can't say (spontaneous)	96	100	6.3	7.1
System missing (SYSMIS)	.	198	12.4	—
		1598	100.0	100.0

[K21_17] To what extent did the following influence your choice of candidate? Internet or social media presence of the candidate or his/her political party

Question

To what extent did the following influence your choice of candidate? Internet or social media presence of the candidate or his/her political party

Frequencies

label	value	n	%	v. %
Decisive factor in my choice	1	58	3.6	4.1
A lot	2	168	10.5	12.0
Somewhat	3	407	25.5	29.1
Not at all	4	700	43.8	50.0
Can't say (spontaneous)	96	67	4.2	4.8
System missing (SYSMIS)	.	198	12.4	—
		1598	100.0	100.0

[K21_18] To what extent did the following influence your choice of candidate? My family member(s) voted for the candidate

Question

To what extent did the following influence your choice of candidate? My family member(s) voted for the candidate

Frequencies

label	value	n	%	v. %
Decisive factor in my choice	1	33	2.1	2.4
A lot	2	58	3.6	4.1
Somewhat	3	95	5.9	6.8
Not at all	4	1084	67.8	77.4
Can't say (spontaneous)	96	130	8.1	9.3
System missing (SYSMIS)	.	198	12.4	—
		1598	100.0	100.0

[K21_19] To what extent did the following influence your choice of candidate? My friend(s) voted for the candidate

Question

To what extent did the following influence your choice of candidate? My friend(s) voted for the candidate

Frequencies

label	value	n	%	v. %
Decisive factor in my choice	1	14	0.9	1.0
A lot	2	44	2.8	3.1
Somewhat	3	122	7.6	8.7
Not at all	4	1096	68.6	78.3
Can't say (spontaneous)	96	124	7.8	8.9
System missing (SYSMIS)	.	198	12.4	—
		1598	100.0	100.0

[K22] If your candidate had been running for any of the other parties, would you still have voted for him/her?

Question

If your candidate had been running for any of the other parties, would you still have voted for him/her?

Frequencies

label	value	n	%	v. %
Would have voted	1	195	12.2	13.9
Would have voted for him/her if he/she had been a candidate of another suitable party	2	281	17.6	20.1
Wouldn't have voted for him/her as a candidate of any other party	3	764	47.8	54.6
Can't say (spontaneous)	96	160	10.0	11.4
System missing (SYSMIS)	.	198	12.4	—
		1598	100.0	100.0

[K23] Here is the list of candidates from your electoral district. Would you be willing to tell who you voted for in the parliamentary elections? Responding is completely voluntary and confidential.

Question

Here is the list of candidates from your electoral district. Would you be willing to tell who you voted for in the parliamentary elections? Responding is completely voluntary and confidential.

Frequencies

label	value	n	%	v. %
Yes (move to question K24)	1	628	39.3	44.9
No (move to question K25)	2	772	48.3	55.1
System missing (SYSMIS)	.	198	12.4	—
		1598	100.0	100.0

[K24] Which candidate did you vote for?

Question

Which candidate did you vote for?

Descriptive statistics

statistic	value
number of valid cases	553
minimum	3.00
maximum	9105.00
mean	1516.72
standard deviation	1921.12

[K24MUU] Which candidate did you vote for? Other, please specify (open-ended)**Question**

Which candidate did you vote for? Other, please specify (open-ended)

[K25] Did you vote for a candidate who is of the same gender as you?**Question**

Did you vote for a candidate who is of the same gender as you?

Frequencies

label	value	n	%	v. %
Yes	1	860	53.8	61.4
No	2	503	31.5	35.9
Can't say (spontaneous)	96	37	2.3	2.6
System missing (SYSMIS)	.	198	12.4	—
		1598	100.0	100.0

[K26] What was the age of the candidate you voted for?**Question**

What was the age of the candidate you voted for?

Frequencies

2. Variables

label	value	n	%	v. %
Voted for a candidate who is roughly of the same age as me	1	437	27.3	31.2
Voted for a candidate who is considerably younger than me	2	665	41.6	47.5
Voted for a candidate who is much older than me	3	231	14.5	16.5
Can't say (spontaneous)	96	67	4.2	4.8
System missing (SYSMIS)	.	198	12.4	—
		1598	100.0	100.0

[K27] Did you vote for the same candidate as in the previous parliamentary elections?

Question

Did you vote for the same candidate as in the previous parliamentary elections?

Frequencies

label	value	n	%	v. %
Yes	1	276	17.3	19.7
No	2	1040	65.1	74.3
Can't say (spontaneous)	96	84	5.3	6.0
System missing (SYSMIS)	.	198	12.4	—
		1598	100.0	100.0

[K28] In what way was the candidate you voted for known to you?

Question

In what way was the candidate you voted for known to you?

Frequencies

label	value	n	%	v. %
I knew the candidate personally	1	235	14.7	16.8
Friend, acquaintance or relative knew candidate personally	2	82	5.1	5.9
I knew the candidate from the media before the election campaign	3	534	33.4	38.1
I voted for the candidate based on her/his campaign	4	284	17.8	20.3

(continued on next page)

(cont. from previous page)

label	value	n	%	v. %
I chose the candidate without knowing much about him/her	5	235	14.7	16.8
Can't say (spontaneous)	96	30	1.9	2.1
System missing (SYSMIS)	.	198	12.4	—
		1598	100.0	100.0

[K29] When did you decide the party whose candidate you voted for?**Question***When did you decide the party whose candidate you voted for?***Frequencies**

label	value	n	%	v. %
On the day of voting	1	99	6.2	7.1
A few days before voting	2	200	12.5	14.3
About a week or two before voting	3	176	11.0	12.6
A month or two before voting	4	187	11.7	13.4
The decision was already clear last year	5	409	25.6	29.2
I always vote for the same party in all parliamentary elections	6	290	18.1	20.7
Can't say (spontaneous)	96	39	2.4	2.8
System missing (SYSMIS)	.	198	12.4	—
		1598	100.0	100.0

[K30] When did you decide the candidate you voted for?**Question***When did you decide the candidate you voted for?***Frequencies**

label	value	n	%	v. %
On the day of voting	1	185	11.6	13.2
A few days before voting	2	336	21.0	24.0
About a week or two before voting	3	312	19.5	22.3
A month or two before voting	4	280	17.5	20.0

(continued on next page)

2. Variables

(cont. from previous page)

label	value	n	%	v. %
The decision was already clear last year	5	261	16.3	18.6
Can't say (spontaneous)	96	26	1.6	1.9
System missing (SYSMIS)	.	198	12.4	—
		1598	100.0	100.0

[K31] Would you say that people can be trusted or that you can't be too careful in dealing with people? Indicate your opinion on a scale 0-10, where 0 means you can't be too careful about people and 10 means that most people can be trusted.

Question

Would you say that people can be trusted or that you can't be too careful in dealing with people? Indicate your opinion on a scale 0-10, where 0 means you can't be too careful about people and 10 means that most people can be trusted.

Frequencies

label	value	n	%	v. %
Can't be too careful	0	36	2.3	2.3
	1	20	1.3	1.3
	2	31	1.9	1.9
	3	51	3.2	3.2
	4	65	4.1	4.1
	5	196	12.3	12.3
	6	133	8.3	8.3
	7	325	20.3	20.3
	8	414	25.9	25.9
	9	172	10.8	10.8
Most people can be trusted	10	138	8.6	8.6
Can't say (spontaneous)	96	17	1.1	1.1
		1598	100.0	100.0

[K32_1] To what extent do you trust or mistrust the following? The President

Question

To what extent do you trust or mistrust the following? The President

Frequencies

label	value	n	%	v. %
Don't trust at all	0	14	0.9	0.9
	1	8	0.5	0.5
	2	15	0.9	0.9
	3	17	1.1	1.1
	4	23	1.4	1.4
	5	66	4.1	4.1
	6	39	2.4	2.4
	7	119	7.4	7.4
	8	361	22.6	22.6
	9	427	26.7	26.7
Trust completely	10	509	31.9	31.9
		1598	100.0	100.0

[K32_2] To what extent do you trust or mistrust the following? Political parties

Question

To what extent do you trust or mistrust the following? Political parties

Frequencies

label	value	n	%	v. %
Don't trust at all	0	39	2.4	2.4
	1	23	1.4	1.4
	2	49	3.1	3.1
	3	88	5.5	5.5
	4	132	8.3	8.3
	5	353	22.1	22.1
	6	282	17.6	17.6
	7	399	25.0	25.0
	8	198	12.4	12.4
	9	26	1.6	1.6
Trust completely	10	9	0.6	0.6
		1598	100.0	100.0

[K32_3] To what extent do you trust or mistrust the following? The Parliament

Question

To what extent do you trust or mistrust the following? The Parliament

Frequencies

label	value	n	%	v. %
Don't trust at all	0	36	2.3	2.3
	1	18	1.1	1.1
	2	43	2.7	2.7
	3	95	5.9	5.9
	4	95	5.9	5.9
	5	249	15.6	15.6
	6	252	15.8	15.8
	7	398	24.9	24.9
	8	317	19.8	19.8
Trust completely	9	72	4.5	4.5
	10	23	1.4	1.4
		1598	100.0	100.0

[K32_4] To what extent do you trust or mistrust the following? The Government**Question**

To what extent do you trust or mistrust the following? The Government

Frequencies

label	value	n	%	v. %
Don't trust at all	0	53	3.3	3.3
	1	20	1.3	1.3
	2	50	3.1	3.1
	3	84	5.3	5.3
	4	113	7.1	7.1
	5	259	16.2	16.2
	6	234	14.6	14.6
	7	370	23.2	23.2
	8	318	19.9	19.9
Trust completely	9	71	4.4	4.4
	10	26	1.6	1.6
		1598	100.0	100.0

[K32_5] To what extent do you trust or mistrust the following? Politicians**Question**

To what extent do you trust or mistrust the following? Politicians

Frequencies

label	value	n	%	v. %
Don't trust at all	0	59	3.7	3.7
	1	28	1.8	1.8
	2	77	4.8	4.8
	3	105	6.6	6.6
	4	178	11.1	11.1
	5	356	22.3	22.3
	6	281	17.6	17.6
	7	355	22.2	22.2
	8	134	8.4	8.4
Trust completely	9	15	0.9	0.9
	10	10	0.6	0.6
		1598	100.0	100.0

[K32_6] To what extent do you trust or mistrust the following? The European Union**Question**

To what extent do you trust or mistrust the following? The European Union

Frequencies

label	value	n	%	v. %
Don't trust at all	0	89	5.6	5.6
	1	46	2.9	2.9
	2	68	4.3	4.3
	3	103	6.4	6.4
	4	149	9.3	9.3
	5	339	21.2	21.2
	6	266	16.6	16.6
	7	310	19.4	19.4
	8	174	10.9	10.9
Trust completely	9	41	2.6	2.6
	10	13	0.8	0.8
		1598	100.0	100.0

[K32_7] To what extent do you trust or mistrust the following? The judicial system**Question**

To what extent do you trust or mistrust the following? The judicial system

Frequencies

label	value	n	%	v. %
Don't trust at all	0	35	2.2	2.2
	1	15	0.9	0.9
	2	34	2.1	2.1
	3	32	2.0	2.0
	4	59	3.7	3.7
	5	145	9.1	9.1
	6	135	8.4	8.4
	7	269	16.8	16.8
	8	472	29.5	29.5
Trust completely	9	321	20.1	20.1
	10	81	5.1	5.1
		1598	100.0	100.0

[K32_8] To what extent do you trust or mistrust the following? Public officials

Question

To what extent do you trust or mistrust the following? Public officials

Frequencies

label	value	n	%	v. %
Don't trust at all	0	35	2.2	2.2
	1	10	0.6	0.6
	2	39	2.4	2.4
	3	52	3.3	3.3
	4	74	4.6	4.6
	5	201	12.6	12.6
	6	196	12.3	12.3
	7	381	23.8	23.8
	8	439	27.5	27.5
Trust completely	9	136	8.5	8.5
	10	35	2.2	2.2
		1598	100.0	100.0

[K32_9] To what extent do you trust or mistrust the following? The Evangelical Lutheran Church of Finland

Question

To what extent do you trust or mistrust the following? The Evangelical Lutheran Church of Finland

Frequencies

label	value	n	%	v. %
Don't trust at all	0	88	5.5	5.5
	1	41	2.6	2.6
	2	54	3.4	3.4
	3	69	4.3	4.3
	4	87	5.4	5.4
	5	248	15.5	15.5
	6	156	9.8	9.8
	7	253	15.8	15.8
	8	334	20.9	20.9
Trust completely	9	179	11.2	11.2
	10	89	5.6	5.6
		1598	100.0	100.0

[K32_10] To what extent do you trust or mistrust the following? The police

Question

To what extent do you trust or mistrust the following? The police

Frequencies

label	value	n	%	v. %
Don't trust at all	0	31	1.9	1.9
	1	12	0.8	0.8
	2	14	0.9	0.9
	3	22	1.4	1.4
	4	31	1.9	1.9
	5	82	5.1	5.1
	6	91	5.7	5.7
	7	243	15.2	15.2
	8	458	28.7	28.7
	9	435	27.2	27.2

(continued on next page)

2. Variables

(cont. from previous page)

label	value	n	%	v. %
Trust completely	10	179	11.2	11.2
		1598	100.0	100.0

[K32_11] To what extent do you trust or mistrust the following? Trade unions and professional associations

Question

To what extent do you trust or mistrust the following? Trade unions and professional associations

Frequencies

label	value	n	%	v. %
Don't trust at all	0	44	2.8	2.8
	1	20	1.3	1.3
	2	56	3.5	3.5
	3	74	4.6	4.6
	4	102	6.4	6.4
	5	246	15.4	15.4
	6	212	13.3	13.3
	7	361	22.6	22.6
	8	322	20.2	20.2
	9	116	7.3	7.3
Trust completely	10	45	2.8	2.8
		1598	100.0	100.0

[K32_12] To what extent do you trust or mistrust the following? The media

Question

To what extent do you trust or mistrust the following? The media

Frequencies

label	value	n	%	v. %
Don't trust at all	0	39	2.4	2.4
	1	27	1.7	1.7
	2	51	3.2	3.2

(continued on next page)

(cont. from previous page)

label	value	n	%	v. %
	3	81	5.1	5.1
	4	144	9.0	9.0
	5	253	15.8	15.8
	6	251	15.7	15.7
	7	324	20.3	20.3
	8	289	18.1	18.1
	9	114	7.1	7.1
Trust completely	10	25	1.6	1.6
		1598	100.0	100.0

[K32_13] To what extent do you trust or mistrust the following? Banks**Question***To what extent do you trust or mistrust the following? Banks***Frequencies**

label	value	n	%	v. %
Don't trust at all	0	26	1.6	1.6
	1	18	1.1	1.1
	2	41	2.6	2.6
	3	66	4.1	4.1
	4	102	6.4	6.4
	5	178	11.1	11.1
	6	167	10.5	10.5
	7	316	19.8	19.8
	8	371	23.2	23.2
	9	215	13.5	13.5
Trust completely	10	98	6.1	6.1
		1598	100.0	100.0

[K32_14] To what extent do you trust or mistrust the following? Major corporations**Question***To what extent do you trust or mistrust the following? Major corporations***Frequencies**

2. Variables

label	value	n	%	v. %
Don't trust at all	0	46	2.9	2.9
	1	28	1.8	1.8
	2	74	4.6	4.6
	3	122	7.6	7.6
	4	149	9.3	9.3
	5	314	19.6	19.6
	6	262	16.4	16.4
	7	338	21.2	21.2
	8	192	12.0	12.0
	9	60	3.8	3.8
Trust completely	10	13	0.8	0.8
		1598	100.0	100.0

[K32_15] To what extent do you trust or mistrust the following? Universities and research institutes

Question

To what extent do you trust or mistrust the following? Universities and research institutes

Frequencies

label	value	n	%	v. %
Don't trust at all	0	9	0.6	0.6
	1	7	0.4	0.4
	2	11	0.7	0.7
	3	23	1.4	1.4
	4	40	2.5	2.5
	5	109	6.8	6.8
	6	101	6.3	6.3
	7	265	16.6	16.6
	8	502	31.4	31.4
	9	395	24.7	24.7
Trust completely	10	136	8.5	8.5
		1598	100.0	100.0

[K33_1] Who of the following was the Finnish Minister of Finance right before the recent parliamentary elections?

Question

Who of the following was the Finnish Minister of Finance right before the recent parliamentary elections?

Frequencies

label	value	n	%	v. %
Paula Risikko	1	61	3.8	3.8
Petteri Orpo	2	1138	71.2	71.2
Antti Rinne	3	33	2.1	2.1
Anne Berner	4	42	2.6	2.6
Can't say (spontaneous)	96	324	20.3	20.3
		1598	100.0	100.0

[K33_2] What was the unemployment rate in Finland in February 2019 according to Statistics Finland?

Question

What was the unemployment rate in Finland in February 2019 according to Statistics Finland?

Frequencies

label	value	n	%	v. %
2.1%	1	5	0.3	0.3
4.9%	2	63	3.9	3.9
7.4%	3	736	46.1	46.1
11.5%	4	437	27.3	27.3
Can't say (spontaneous)	96	357	22.3	22.3
		1598	100.0	100.0

[K33_3] Which of the following parties has the second largest number of seats in the newly elected Parliament?

Question

Which of the following parties has the second largest number of seats in the newly elected Parliament?

Frequencies

label	value	n	%	v. %
Social Democratic Party of Finland (SDP)	1	87	5.4	5.4
Finns Party (PS)	2	1150	72.0	72.0
National Coalition Party (KOK)	3	180	11.3	11.3

(continued on next page)

2. Variables

(cont. from previous page)

label	value	n	%	v. %
Centre Party of Finland (KESK)	4	47	2.9	2.9
Can't say (spontaneous)	96	134	8.4	8.4
		1598	100.0	100.0

[K33_4] Who is the current President of the European Commission?

Question

Who is the current President of the European Commission?

Frequencies

label	value	n	%	v. %
José Manuel Barroso	1	108	6.8	6.8
Angela Merkel	2	148	9.3	9.3
Jean-Claude Juncker	3	839	52.5	52.5
Donald Tusk	4	80	5.0	5.0
Can't say (spontaneous)	96	423	26.5	26.5
		1598	100.0	100.0

[K33_5] What do you think is meant by a parliamentary system of government?

Question

What do you think is meant by a parliamentary system of government?

Frequencies

label	value	n	%	v. %
Government by the people	1	215	13.5	13.5
That Parliament has the confidence of the Government	2	152	9.5	9.5
That the Government has the confidence of Parliament	3	858	53.7	53.7
That the Government has the confidence of the President	4	50	3.1	3.1
Can't say (spontaneous)	96	323	20.2	20.2
		1598	100.0	100.0

[D1] Your year of birth**Question***Your year of birth***Descriptive statistics**

statistic	value
number of valid cases	1581
minimum	1921.00
maximum	2002.00
mean	1965.61
standard deviation	19.16

[D2] Your gender**Question***Your gender***Frequencies**

label	value	n	%	v. %
Male	1	707	44.2	44.2
Female	2	889	55.6	55.6
Other (spontaneous)	3	2	0.1	0.1
Don't want to say (spontaneous)	7	0	0.0	0.0
		1598	100.0	100.0

[D3] What is the highest level of education or degree you have completed?**Question***What is the highest level of education or degree you have completed?***Frequencies**

label	value	n	%	v. %
Primary education	1	77	4.8	4.8
Lower secondary education	2	153	9.6	9.6

(continued on next page)

2. Variables

(cont. from previous page)

label	value	n	%	v. %
Short vocational training (vocational school or course)	3	411	25.7	25.7
College level vocational education (post-secondary)	4	283	17.7	17.7
Upper secondary education (general)	5	173	10.8	10.8
University of applied sciences degree	6	213	13.3	13.3
University degree (B.A., M.A. or equivalent)	7	258	16.1	16.1
Doctoral degree or equivalent	8	19	1.2	1.2
No formal education	96	1	0.1	0.1
Don't want to say (spontaneous)	97	9	0.6	0.6
Can't say (spontaneous)	98	1	0.1	0.1
		1598	100.0	100.0

[D4] Your marital status

Question

Your marital status

Frequencies

label	value	n	%	v. %
Married or in a registered partnership	1	568	35.5	35.5
Widowed	2	159	9.9	9.9
Divorced or separated	3	223	14.0	14.0
Single, never married	4	394	24.7	24.7
Co-habiting	5	218	13.6	13.6
Other	6	21	1.3	1.3
Don't want to say (spontaneous)	7	12	0.8	0.8
Can't say (spontaneous)	8	3	0.2	0.2
		1598	100.0	100.0

[D33] How would you describe your health in general?

Question

How would you describe your health in general?

Frequencies

label	value	n	%	v. %
Very good	1	316	19.8	19.8
Good	2	680	42.6	42.6
Average	3	512	32.0	32.0
Poor	4	74	4.6	4.6
Very poor	5	9	0.6	0.6
Can't say (spontaneous)	96	7	0.4	0.4
		1598	100.0	100.0

[D5] Do you belong to any trade union or professional association and if yes, how actively do you participate in its activities?

Question

Do you belong to any trade union or professional association and if yes, how actively do you participate in its activities?

Frequencies

label	value	n	%	v. %
Don't belong to any (move to D35)	1	924	57.8	57.8
I belong, but don't participate in the activities (move to D34)	2	517	32.4	32.4
I belong and participate in the activities to some extent (move to D34)	3	114	7.1	7.1
I belong and actively participate in the activities (move to D34)	4	23	1.4	1.4
Can't say (spontaneous) (move to D34)	96	20	1.3	1.3
		1598	100.0	100.0

[D34] Which of the following central organisations does your trade union or professional association belong to?

Question

Which of the following central organisations does your trade union or professional association belong to?

Frequencies

label	value	n	%	v. %
SAK (Central organisation of Finnish Trade Unions)	1	221	13.8	33.8

(continued on next page)

2. Variables

(cont. from previous page)

label	value	n	%	v. %
STTK (Finnish Confederation of Salaried Employees)	2	62	3.9	9.5
AKAVA (Condeferation of Unions for Academic Professionals)	3	164	10.3	25.1
Central Union of Agr. Producers and Forest Owners (MTK)	4	16	1.0	2.4
Other, please specify (open-ended)	5	85	5.3	13.0
Can't say (spontaneous)	96	106	6.6	16.2
System missing (SYSMIS)	.	944	59.1	—
		1598	100.0	100.0

[D35] How many other than work- or profession-related associations do you belong to as a paying member?

Question

How many other than work- or profession-related associations do you belong to as a paying member?

Frequencies

label	value	n	%	v. %
None	1	861	53.9	53.9
1-2 associations	2	546	34.2	34.2
Three or more associations	3	167	10.5	10.5
Can't say (spontaneous)	96	24	1.5	1.5
		1598	100.0	100.0

[D06] Which of the following best describes your current situation?

Question

Which of the following best describes your current situation?

Frequencies

label	value	n	%	v. %
Working full-time (at least 32 hours a week)	1	552	34.5	34.5
Working half-time (15-31 hours a week)	2	67	4.2	4.2

(continued on next page)

(cont. from previous page)

label	value	n	%	v. %
Working part-time (under 15 hours a week)	3	50	3.1	3.1
Unemployed	4	100	6.3	6.3
Student	5	119	7.4	7.4
Pensioner/retired on account of age or working years	6	558	34.9	34.9
Homemaker	7	7	0.4	0.4
Pensioner/retired on account of illness or disability	8	90	5.6	5.6
Conscripted for military service or in civilian service	9	6	0.4	0.4
On parental leave or childcare leave	10	18	1.1	1.1
Informal carer	11	4	0.3	0.3
Other	12	15	0.9	0.9
Can't say (spontaneous)	96	4	0.3	0.3
Don't want to say (spontaneous)	97	8	0.5	0.5
		1598	100.0	100.0

[D07] What is your current or latest occupation? Indicate the job title of your main job as specifically as possible. Please respond with your job title, not your degree title. (open-ended question categorised by using ISCO-08)

Question

What is your current or latest occupation? Indicate the job title of your main job as specifically as possible. Please respond with your job title, not your degree title. (open-ended question categorised by using ISCO-08)

Descriptive statistics

statistic	value
number of valid cases	1477
minimum	1.00
maximum	96.00
mean	46.38
standard deviation	23.01

[D07A] The occupational group you feel you mainly belong to?

Question

The occupational group you feel you mainly belong to?

Frequencies

2. Variables

label	value	n	%	v. %
Farmer, agricultural entrepreneur	1	23	1.4	1.4
Employer, self-employed, own account worker	2	81	5.1	5.1
Higher managerial employee	3	39	2.4	2.4
Lower managerial/professional employee	4	162	10.1	10.1
Intermediate level employee	5	152	9.5	9.5
Worker	6	419	26.2	26.2
Pensioner (go to d20)	7	511	32.0	32.0
Student (go to d20)	8	122	7.6	7.6
Housewife or house husband (go to d20)	9	14	0.9	0.9
Unemployed (go to d20)	10	50	3.1	3.1
Other (go to d20)	11	25	1.6	1.6
		1598	100.0	100.0

[D13] If you are in paid employment, which sector do you work in?

Question

If you are in paid employment, which sector do you work in?

Frequencies

label	value	n	%	v. %
State, municipality or church	1	259	16.2	29.6
Private company	2	488	30.5	55.7
Company which is largely owned by a municipality or the state	3	30	1.9	3.4
So called third sector (e.g. non-profit organisation)	4	26	1.6	3.0
Can't say (spontaneous)	96	73	4.6	8.3
System missing (SYSMIS)	.	722	45.2	—
		1598	100.0	100.0

[D09] What is the average total annual income of your household before tax (= gross income), including taxable social security benefits? (euros)

Question

What is the average total annual income of your household before tax (= gross income), including taxable social security benefits? (euros)

Descriptive statistics

statistic	value
number of valid cases	1598
minimum	0.00
maximum	50000000.00
mean	68696.70
standard deviation	1259275.04

[D09_LUOK] What is the average total annual income of your household before tax (= gross income), including taxable social security benefits? (euros) (categorised by researcher)

Question

What is the average total annual income of your household before tax (= gross income), including taxable social security benefits? (euros) (categorised by researcher)

Frequencies

label	value	n	%	v. %
Less than 20,000 euros	1	185	11.6	11.6
20,001 - 35,000 euros	2	146	9.1	9.1
35,001 - 50,000 euros	3	166	10.4	10.4
50,000 - 70,000 euros	4	129	8.1	8.1
Over 70,000 euros	5	198	12.4	12.4
Don't want to say / can't say	6	52	3.3	3.3
Not asked because D07a = 7-11	7	722	45.2	45.2
		1598	100.0	100.0

[D20] How many people live in your household? In total: (people)

Question

How many people live in your household? In total: (people)

Descriptive statistics

statistic	value
number of valid cases	1577
minimum	0.00
maximum	12.00
mean	2.01
standard deviation	1.24

[D21B] Out of them, how many are children/young people aged 7-17?**Question**

Out of them, how many are children/young people aged 7-17?

Descriptive statistics

statistic	value
number of valid cases	1597
minimum	0.00
maximum	7.00
mean	0.25
standard deviation	0.71

[D21C] Out of them, how many are children aged 6 or younger?**Question**

Out of them, how many are children aged 6 or younger?

Descriptive statistics

statistic	value
number of valid cases	1563
minimum	0.00
maximum	9.00
mean	0.15
standard deviation	0.55

[D11] Apart from weddings, funerals etc., how often do you go to church?**Question**

Apart from weddings, funerals etc., how often do you go to church?

Frequencies

label	value	n	%	v. %
Never	1	624	39.0	39.0
Once a year	2	415	26.0	26.0

(continued on next page)

(cont. from previous page)

label	value	n	%	v. %
2-11 times a year	3	365	22.8	22.8
Once a month	4	68	4.3	4.3
Twice a month or more often	5	39	2.4	2.4
Once a week or more often	6	41	2.6	2.6
Don't want to say (spontaneous)	7	18	1.1	1.1
Can't say (spontaneous)	8	28	1.8	1.8
		1598	100.0	100.0

[D23] How religious would you say you are?**Question***How religious would you say you are?***Frequencies**

label	value	n	%	v. %
Not at all religious	1	414	25.9	25.9
Not very religious	2	384	24.0	24.0
Somewhat religious	3	599	37.5	37.5
Very religious	4	164	10.3	10.3
Don't want to say (spontaneous)	7	22	1.4	1.4
Can't say (spontaneous)	8	15	0.9	0.9
		1598	100.0	100.0

[D10] Do you belong to a church or other religious community?**Question***Do you belong to a church or other religious community?***Frequencies**

label	value	n	%	v. %
Evangelical Lutheran Church	1	1026	64.2	64.2
Orthodox Church	2	29	1.8	1.8
Roman Catholic Church	3	3	0.2	0.2
Other church or religious community	4	38	2.4	2.4
None	5	466	29.2	29.2

(continued on next page)

2. Variables

(cont. from previous page)

label	value	n	%	v. %
Can't say (spontaneous)	96	12	0.8	0.8
Don't want to say (spontaneous)	97	24	1.5	1.5
		1598	100.0	100.0

[D37] Mother tongue

Question

Mother tongue

Frequencies

label	value	n	%	v. %
Finnish	1	1493	93.4	93.4
Swedish	2	92	5.8	5.8
Some other language	3	13	0.8	0.8
		1598	100.0	100.0

[D16] Which language or languages are usually spoken at your home?

Question

Which language or languages are usually spoken at your home?

Frequencies

label	value	n	%	v. %
Only Finnish	1	1377	86.2	86.2
Only Swedish	2	48	3.0	3.0
Finnish and Swedish	3	80	5.0	5.0
Finnish and some other language	4	80	5.0	5.0
Swedish and some other language	5	3	0.2	0.2
Only languages other than Finnish or Swedish	6	9	0.6	0.6
Don't want to say (spontaneous)	997	0	0.0	0.0
Can't say (spontaneous)	998	1	0.1	0.1
		1598	100.0	100.0

[D38] Do you consider yourself a member of an ethnic minority in Finland?**Question**

Do you consider yourself a member of an ethnic minority in Finland?

Frequencies

label	value	n	%	v. %
Yes, please specify (open-ended)	1	45	2.8	2.8
No	2	1536	96.1	96.1
Can't say (spontaneous)	96	17	1.1	1.1
		1598	100.0	100.0

[D38_SO] Do you consider yourself a member of an ethnic minority in Finland? Which minority? (open-ended)**Question**

Do you consider yourself a member of an ethnic minority in Finland? Which minority? (open-ended)

[D15] Were both your parents or one parent born outside of Finland?**Question**

Were both your parents or one parent born outside of Finland?

Frequencies

label	value	n	%	v. %
Yes	1	143	8.9	8.9
No	2	1448	90.6	90.6
Don't want to say (spontaneous)	997	2	0.1	0.1
Can't say (spontaneous)	998	5	0.3	0.3
		1598	100.0	100.0

[D17] Your municipality of residence (in which you are entitled to vote) (interviewer has the municipality code) (catogorised at FSD)**Question**

Your municipality of residence (in which you are entitled to vote) (interviewer has the municipality code) (catogorised at FSD)

Descriptive statistics

statistic	value
number of valid cases	1598
minimum	49.00
maximum	1000.00
mean	797.57
standard deviation	364.64

[D19] Do you live...**Question**

Do you live...

Frequencies

label	value	n	%	v. %
In the centre of a large town (over 100,000 inhabitants)	1	247	15.5	15.5
In the centre of a smaller town (under 100,000 inhabitants)	2	311	19.5	19.5
In a city/town suburb	3	600	37.5	37.5
In a municipal centre or other population centre in a rural area	4	289	18.1	18.1
In a sparsely populated rural area	5	139	8.7	8.7
Don't want to say (spontaneous)	7	4	0.3	0.3
Can't say (spontaneous)	8	8	0.5	0.5
		1598	100.0	100.0

[D40] Did you live in your present electoral district at the time of the previous parliamentary elections of 2015?**Question**

Did you live in your present electoral district at the time of the previous parliamentary elections of 2015?

Frequencies

label	value	n	%	v. %
Yes	1	1306	81.7	81.7

(continued on next page)

(cont. from previous page)

label	value	n	%	v. %
No	2	275	17.2	17.2
Can't say (spontaneous)	96	17	1.1	1.1
		1598	100.0	100.0

[D41] Have you been unemployed in the past 12 months?**Question***Have you been unemployed in the past 12 months?***Frequencies**

label	value	n	%	v. %
No	1	1371	85.8	85.8
Yes	2	192	12.0	12.0
Can't say (spontaneous)	96	35	2.2	2.2
		1598	100.0	100.0

[D41_SO] Have you been unemployed in the past 12 months? If yes, for how many months approximately in total? (open-ended)**Question***Have you been unemployed in the past 12 months? If yes, for how many months approximately in total? (open-ended)***[REKRY1] Willingness to respond to the self-administered questionnaire?****Question***Willingness to respond to the self-administered questionnaire?***Frequencies**

label	value	n	%	v. %
Willing	1	1267	79.3	79.3
Not willing	2	331	20.7	20.7
		1598	100.0	100.0

[LOMAKENO] Self-administered questionnaire number marked by interviewer

Question

Self-administered questionnaire number marked by interviewer

Descriptive statistics

statistic	value
number of valid cases	1266
minimum	0.00
maximum	5065.00
mean	1939.80
standard deviation	721.18

[KIELI] Language

Question

Language

Frequencies

label	value	n	%	v. %
Finnish	1	716	44.8	95.1
Swedish	2	37	2.3	4.9
System missing (SYSMIS)	.	845	52.9	—
		1598	100.0	100.0

[P1_1] In your opinion, how did the policy objectives of parties differ from each other in the recent parliamentary elections? Was detecting the differences easy or hard for you:

Question

In your opinion, how did the policy objectives of parties differ from each other in the recent parliamentary elections? Was detecting the differences easy or hard for you:

Frequencies

label	value	n	%	v. %
Very easy	1	80	5.0	11.0
Fairly easy	2	313	19.6	43.2
Neither easy nor difficult	3	151	9.4	20.8
Fairly difficult	4	141	8.8	19.4
Very difficult	5	7	0.4	1.0
Can't say	6	33	2.1	4.6
System missing (SYSMIS)	.	873	54.6	—
		1598	100.0	100.0

[P1_2_1] And in your opinion, how did the policy objectives of the parties differ before the elections? Evaluate each political issue based on how easy or hard detecting the differences between parties was for you: Employment

Question

And in your opinion, how did the policy objectives of the parties differ before the elections? Evaluate each political issue based on how easy or hard detecting the differences between parties was for you: Employment

Frequencies

label	value	n	%	v. %
Very easy	1	48	3.0	6.4
Fairly easy	2	305	19.1	40.7
Neither easy nor difficult	3	181	11.3	24.2
Fairly difficult	4	159	9.9	21.2
Very difficult	5	20	1.3	2.7
Can't say	6	36	2.3	4.8
System missing (SYSMIS)	.	849	53.1	—
		1598	100.0	100.0

[P1_2_2] And in your opinion, how did the policy objectives of the parties differ before the elections? Evaluate each political issue based on how easy or hard detecting the differences between parties was for you: Taxation

Question

And in your opinion, how did the policy objectives of the parties differ before the elections? Evaluate each political issue based on how easy or hard detecting the differences between parties was for you: Taxation

Frequencies

2. Variables

label	value	n	%	v. %
Very easy	1	58	3.6	7.8
Fairly easy	2	272	17.0	36.4
Neither easy nor difficult	3	174	10.9	23.3
Fairly difficult	4	173	10.8	23.2
Very difficult	5	38	2.4	5.1
Can't say	6	32	2.0	4.3
System missing (SYSMIS)	.	851	53.3	—
		1598	100.0	100.0

[P1_2_3] And in your opinion, how did the policy objectives of the parties differ before the elections? Evaluate each political issue based on how easy or hard detecting the differences was for you: Business operating conditions

Question

And in your opinion, how did the policy objectives of the parties differ before the elections? Evaluate each political issue based on how easy or hard detecting the differences was for you: Business operating conditions

Frequencies

label	value	n	%	v. %
Very easy	1	35	2.2	4.7
Fairly easy	2	182	11.4	24.6
Neither easy nor difficult	3	203	12.7	27.4
Fairly difficult	4	204	12.8	27.5
Very difficult	5	52	3.3	7.0
Can't say	6	65	4.1	8.8
System missing (SYSMIS)	.	857	53.6	—
		1598	100.0	100.0

[P1_2_4] And in your opinion, how did the policy objectives of the parties differ before the elections? Evaluate each political issue based on how easy or hard detecting the differences was for you: Environment and controlling climate change

Question

And in your opinion, how did the policy objectives of the parties differ before the elections? Evaluate each political issue based on how easy or hard detecting the differences was for you: Environment and controlling climate change

Frequencies

label	value	n	%	v. %
Very easy	1	137	8.6	18.3
Fairly easy	2	330	20.7	44.1
Neither easy nor difficult	3	141	8.8	18.9
Fairly difficult	4	92	5.8	12.3
Very difficult	5	29	1.8	3.9
Can't say	6	19	1.2	2.5
System missing (SYSMIS)	.	850	53.2	—
		1598	100.0	100.0

[P1_2_5] And in your opinion, how did the policy objectives of the parties differ before the elections? Evaluate each political issue based on how easy or hard detecting the differences between parties was for you: Care of the elderly

Question

And in your opinion, how did the policy objectives of the parties differ before the elections? Evaluate each political issue based on how easy or hard detecting the differences between parties was for you: Care of the elderly

Frequencies

label	value	n	%	v. %
Very easy	1	68	4.3	9.1
Fairly easy	2	265	16.6	35.5
Neither easy nor difficult	3	181	11.3	24.2
Fairly difficult	4	138	8.6	18.5
Very difficult	5	69	4.3	9.2
Can't say	6	26	1.6	3.5
System missing (SYSMIS)	.	851	53.3	—
		1598	100.0	100.0

[P1_2_6] And in your opinion, how did the policy objectives of the parties differ before the elections? Evaluate each political issue based on how easy or hard detecting the differences was for you: Social and health care services

Question

And in your opinion, how did the policy objectives of the parties differ before the elections? Evaluate each political issue based on how easy or hard detecting the differences was for you:

2. Variables

Social and health care services

Frequencies

label	value	n	%	v. %
Very easy	1	50	3.1	6.7
Fairly easy	2	226	14.1	30.3
Neither easy nor difficult	3	166	10.4	22.2
Fairly difficult	4	200	12.5	26.8
Very difficult	5	76	4.8	10.2
Can't say	6	29	1.8	3.9
System missing (SYSMIS)	.	851	53.3	—
		1598	100.0	100.0

[P1_2_7] And in your opinion, how did the policy objectives of the parties differ before the elections? Evaluate each political issue based on how easy or hard detecting the differences was for you: Young people and families with children

Question

And in your opinion, how did the policy objectives of the parties differ before the elections? Evaluate each political issue based on how easy or hard detecting the differences was for you: Young people and families with children

Frequencies

label	value	n	%	v. %
Very easy	1	25	1.6	3.4
Fairly easy	2	183	11.5	24.5
Neither easy nor difficult	3	256	16.0	34.3
Fairly difficult	4	189	11.8	25.3
Very difficult	5	35	2.2	4.7
Can't say	6	58	3.6	7.8
System missing (SYSMIS)	.	852	53.3	—
		1598	100.0	100.0

[P1_2_8] And in your opinion, how did the policy objectives of the parties differ before the elections? Evaluate each political issue based on how easy or hard detecting the differences between parties was for you: Education

Question

And in your opinion, how did the policy objectives of the parties differ before the elections? Evaluate each political issue based on how easy or hard detecting the differences between parties was for you: Education

Frequencies

label	value	n	%	v. %
Very easy	1	49	3.1	6.6
Fairly easy	2	245	15.3	32.8
Neither easy nor difficult	3	221	13.8	29.6
Fairly difficult	4	150	9.4	20.1
Very difficult	5	39	2.4	5.2
Can't say	6	42	2.6	5.6
System missing (SYSMIS)	.	852	53.3	—
		1598	100.0	100.0

[P1_2_9] And in your opinion, how did the policy objectives of the parties differ before the elections? Evaluate each political issue based on how easy or hard detecting the differences between parties was for you: Immigration and immigrants

Question

And in your opinion, how did the policy objectives of the parties differ before the elections? Evaluate each political issue based on how easy or hard detecting the differences between parties was for you: Immigration and immigrants

Frequencies

label	value	n	%	v. %
Very easy	1	153	9.6	20.5
Fairly easy	2	306	19.1	40.9
Neither easy nor difficult	3	106	6.6	14.2
Fairly difficult	4	105	6.6	14.0
Very difficult	5	40	2.5	5.3
Can't say	6	38	2.4	5.1

(continued on next page)

2. Variables

(cont. from previous page)

label	value	n	%	v. %
System missing (SYSMIS)	.	850	53.2	—
		1598	100.0	100.0

[P1_2_10] And in your opinion, how did the policy objectives of the parties differ before the elections? Evaluate each political issue based on how easy or hard detecting the differences between parties was for you: Minority rights

Question

And in your opinion, how did the policy objectives of the parties differ before the elections? Evaluate each political issue based on how easy or hard detecting the differences between parties was for you: Minority rights

Frequencies

label	value	n	%	v. %
Very easy	1	71	4.4	9.5
Fairly easy	2	213	13.3	28.5
Neither easy nor difficult	3	196	12.3	26.2
Fairly difficult	4	163	10.2	21.8
Very difficult	5	52	3.3	7.0
Can't say	6	53	3.3	7.1
System missing (SYSMIS)	.	850	53.2	—
		1598	100.0	100.0

[P2_1] In your opinion, how well did the Government led by Prime Minister Juha Sipilä handle the following issues over the past four years? Employment

Question

In your opinion, how well did the Government led by Prime Minister Juha Sipilä handle the following issues over the past four years? Employment

Frequencies

(continued on next page)

(cont. from previous page)

label	value	n	%	v. %
label	value	n	%	v. %
Very well	1	84	5.3	11.2
Fairly well	2	252	15.8	33.7
Neither well nor poorly	3	171	10.7	22.9
Fairly poorly	4	133	8.3	17.8
Very poorly	5	87	5.4	11.6
Can't say	6	20	1.3	2.7
System missing (SYSMIS)	.	851	53.3	—
		1598	100.0	100.0

[P2_2] In your opinion, how well did the Government led by Prime Minister Juha Sipilä handle the following issues over the past four years? Taxation

Question

In your opinion, how well did the Government led by Prime Minister Juha Sipilä handle the following issues over the past four years? Taxation

Frequencies

label	value	n	%	v. %
Very well	1	27	1.7	3.6
Fairly well	2	164	10.3	21.9
Neither well nor poorly	3	232	14.5	31.0
Fairly poorly	4	198	12.4	26.5
Very poorly	5	83	5.2	11.1
Can't say	6	44	2.8	5.9
System missing (SYSMIS)	.	850	53.2	—
		1598	100.0	100.0

[P2_3] In your opinion, how well did the Government led by Prime Minister Juha Sipilä handle the following issues over the past four years? Business operating conditions

Question

In your opinion, how well did the Government led by Prime Minister Juha Sipilä handle the following issues over the past four years? Business operating conditions

Frequencies

label	value	n	%	v. %
Very well	1	41	2.6	5.5
Fairly well	2	228	14.3	30.6
Neither well nor poorly	3	226	14.1	30.3
Fairly poorly	4	108	6.8	14.5
Very poorly	5	41	2.6	5.5
Can't say	6	102	6.4	13.7
System missing (SYSMIS)	.	852	53.3	—
		1598	100.0	100.0

[P2_4] In your opinion, how well did the Government led by Prime Minister Juha Sipilä handle the following issues over the past four years? Environment and controlling climate change

Question

In your opinion, how well did the Government led by Prime Minister Juha Sipilä handle the following issues over the past four years? Environment and controlling climate change

Frequencies

label	value	n	%	v. %
Very well	1	13	0.8	1.7
Fairly well	2	103	6.4	13.8
Neither well nor poorly	3	262	16.4	35.2
Fairly poorly	4	222	13.9	29.8
Very poorly	5	95	5.9	12.8
Can't say	6	49	3.1	6.6
System missing (SYSMIS)	.	854	53.4	—
		1598	100.0	100.0

[P2_5] In your opinion, how well did the Government led by Prime Minister Juha Sipilä handle the following issues over the past four years? Care of the elderly

Question

In your opinion, how well did the Government led by Prime Minister Juha Sipilä handle the following issues over the past four years? Care of the elderly

Frequencies

label	value	n	%	v. %
Very well	1	4	0.3	0.5
Fairly well	2	43	2.7	5.7
Neither well nor poorly	3	134	8.4	17.9
Fairly poorly	4	275	17.2	36.8
Very poorly	5	261	16.3	34.9
Can't say	6	31	1.9	4.1
System missing (SYSMIS)	.	850	53.2	—
		1598	100.0	100.0

[P2_6] In your opinion, how well did the Government led by Prime Minister Juha Sipilä handle the following issues over the past four years? Social and health care services

Question

In your opinion, how well did the Government led by Prime Minister Juha Sipilä handle the following issues over the past four years? Social and health care services

Frequencies

label	value	n	%	v. %
Very well	1	7	0.4	0.9
Fairly well	2	43	2.7	5.8
Neither well nor poorly	3	115	7.2	15.4
Fairly poorly	4	259	16.2	34.7
Very poorly	5	299	18.7	40.0
Can't say	6	24	1.5	3.2
System missing (SYSMIS)	.	851	53.3	—
		1598	100.0	100.0

[P2_7] In your opinion, how well did the Government led by Prime Minister Juha Sipilä handle the following issues over the past four years? Young people and families with children

Question

In your opinion, how well did the Government led by Prime Minister Juha Sipilä handle the following issues over the past four years? Young people and families with children

Frequencies

2. Variables

label	value	n	%	v. %
Very well	1	6	0.4	0.8
Fairly well	2	65	4.1	8.7
Neither well nor poorly	3	201	12.6	26.9
Fairly poorly	4	232	14.5	31.0
Very poorly	5	165	10.3	22.1
Can't say	6	79	4.9	10.6
System missing (SYSMIS)	.	850	53.2	—
		1598	100.0	100.0

[P2_8] In your opinion, how well did the Government led by Prime Minister Juha Sipilä handle the following issues over the past four years? Education

Question

In your opinion, how well did the Government led by Prime Minister Juha Sipilä handle the following issues over the past four years? Education

Frequencies

label	value	n	%	v. %
Very well	1	5	0.3	0.7
Fairly well	2	68	4.3	9.1
Neither well nor poorly	3	159	9.9	21.3
Fairly poorly	4	231	14.5	30.9
Very poorly	5	235	14.7	31.4
Can't say	6	50	3.1	6.7
System missing (SYSMIS)	.	850	53.2	—
		1598	100.0	100.0

[P2_9] In your opinion, how well did the Government led by Prime Minister Juha Sipilä handle the following issues over the past four years? Immigration and immigrants

Question

In your opinion, how well did the Government led by Prime Minister Juha Sipilä handle the following issues over the past four years? Immigration and immigrants

Frequencies

label	value	n	%	v. %
Very well	1	14	0.9	1.9
Fairly well	2	76	4.8	10.1
Neither well nor poorly	3	207	13.0	27.6
Fairly poorly	4	229	14.3	30.6
Very poorly	5	169	10.6	22.6
Can't say	6	54	3.4	7.2
System missing (SYSMIS)	.	849	53.1	—
		1598	100.0	100.0

[P2_10] In your opinion, how well did the Government led by Prime Minister Juha Sipilä handle the following issues over the past four years? Minority rights

Question

In your opinion, how well did the Government led by Prime Minister Juha Sipilä handle the following issues over the past four years? Minority rights

Frequencies

label	value	n	%	v. %
Very well	1	13	0.8	1.7
Fairly well	2	87	5.4	11.6
Neither well nor poorly	3	254	15.9	34.0
Fairly poorly	4	166	10.4	22.2
Very poorly	5	120	7.5	16.0
Can't say	6	108	6.8	14.4
System missing (SYSMIS)	.	850	53.2	—
		1598	100.0	100.0

[P3_1] Which of the following issues interested you the most in the election campaigns in the recent parliamentary elections? Choose the three most important issues. Employment

Question

Which of the following issues interested you the most in the election campaigns in the recent parliamentary elections? Choose the three most important issues. Employment

Frequencies

2. Variables

label	value	n	%	v. %
The most interesting	1	180	11.3	42.4
Second most interesting	2	139	8.7	32.7
Third most interesting	3	106	6.6	24.9
System missing (SYSMIS)	.	1173	73.4	–
		1598	100.0	100.0

[P3_2] Which of the following issues interested you the most in the election campaigns in the recent parliamentary elections? Choose the three most important issues. Taxation

Question

Which of the following issues interested you the most in the election campaigns in the recent parliamentary elections? Choose the three most important issues. Taxation

Frequencies

label	value	n	%	v. %
The most interesting	1	141	8.8	37.7
Second most interesting	2	136	8.5	36.4
Third most interesting	3	97	6.1	25.9
System missing (SYSMIS)	.	1224	76.6	–
		1598	100.0	100.0

[P3_3] Which of the following issues interested you the most in the election campaigns in the recent parliamentary elections? Choose the three most important issues. Business operating conditions

Question

Which of the following issues interested you the most in the election campaigns in the recent parliamentary elections? Choose the three most important issues. Business operating conditions

Frequencies

label	value	n	%	v. %
The most interesting	1	47	2.9	19.3
Second most interesting	2	99	6.2	40.7
Third most interesting	3	97	6.1	39.9
System missing (SYSMIS)	.	1355	84.8	–
		1598	100.0	100.0

[P3_4] Which of the following issues interested you the most in the election campaigns in the recent parliamentary elections? Choose the three most important issues. Environment and controlling climate change

Question

Which of the following issues interested you the most in the election campaigns in the recent parliamentary elections? Choose the three most important issues. Environment and controlling climate change

Frequencies

label	value	n	%	v. %
The most interesting	1	140	8.8	35.6
Second most interesting	2	139	8.7	35.4
Third most interesting	3	114	7.1	29.0
System missing (SYSMIS)	.	1205	75.4	—
		1598	100.0	100.0

[P3_5] Which of the following issues interested you the most in the election campaigns in the recent parliamentary elections? Choose the three most important issues. Care of the elderly

Question

Which of the following issues interested you the most in the election campaigns in the recent parliamentary elections? Choose the three most important issues. Care of the elderly

Frequencies

label	value	n	%	v. %
The most interesting	1	236	14.8	54.1
Second most interesting	2	127	7.9	29.1
Third most interesting	3	73	4.6	16.7
System missing (SYSMIS)	.	1162	72.7	—
		1598	100.0	100.0

[P3_6] Which of the following issues interested you the most in the election campaigns in the recent parliamentary elections? Choose the three most important issues. Social and health care services

Question

Which of the following issues interested you the most in the election campaigns in the recent parliamentary elections? Choose the three most important issues. Social and health care services

Frequencies

label	value	n	%	v. %
The most interesting	1	220	13.8	47.9
Second most interesting	2	149	9.3	32.5
Third most interesting	3	90	5.6	19.6
System missing (SYSMIS)	.	1139	71.3	—
		1598	100.0	100.0

[P3_7] Which of the following issues interested you the most in the election campaigns in the recent parliamentary elections? Choose the three most important issues. Young people and families with children

Question

Which of the following issues interested you the most in the election campaigns in the recent parliamentary elections? Choose the three most important issues. Young people and families with children

Frequencies

label	value	n	%	v. %
The most interesting	1	97	6.1	33.0
Second most interesting	2	113	7.1	38.4
Third most interesting	3	84	5.3	28.6
System missing (SYSMIS)	.	1304	81.6	—
		1598	100.0	100.0

[P3_8] Which of the following issues interested you the most in the election campaigns in the recent parliamentary elections? Choose the three most important issues. Education

Question

Which of the following issues interested you the most in the election campaigns in the recent parliamentary elections? Choose the three most important issues. Education

Frequencies

label	value	n	%	v. %
The most interesting	1	98	6.1	29.0
Second most interesting	2	138	8.6	40.8
Third most interesting	3	102	6.4	30.2
System missing (SYSMIS)	.	1260	78.8	—
		1598	100.0	100.0

[P3_9] Which of the following issues interested you the most in the election campaigns in the recent parliamentary elections? Choose the three most important issues. Immigration and immigrants

Question

Which of the following issues interested you the most in the election campaigns in the recent parliamentary elections? Choose the three most important issues. Immigration and immigrants

Frequencies

label	value	n	%	v. %
The most interesting	1	94	5.9	29.2
Second most interesting	2	92	5.8	28.6
Third most interesting	3	136	8.5	42.2
System missing (SYSMIS)	.	1276	79.8	—
		1598	100.0	100.0

[P3_10] Which of the following issues interested you the most in the election campaigns in the recent parliamentary elections? Choose the three most important issues. Minority rights

Question

Which of the following issues interested you the most in the election campaigns in the recent parliamentary elections? Choose the three most important issues. Minority rights

Frequencies

label	value	n	%	v. %
The most interesting	1	45	2.8	20.1
Second most interesting	2	67	4.2	29.9
Third most interesting	3	112	7.0	50.0
System missing (SYSMIS)	.	1374	86.0	—
		1598	100.0	100.0

[P4_1] To what extent do you agree with the following statements about current political issues? All in all, EU membership has been a good thing for Finland

Question

To what extent do you agree with the following statements about current political issues? All in all, EU membership has been a good thing for Finland

Frequencies

label	value	n	%	v. %
Strongly agree	1	233	14.6	31.7
Agree to some extent	2	289	18.1	39.3
Disagree to some extent	3	123	7.7	16.7
Strongly disagree	4	47	2.9	6.4
Can't say	5	43	2.7	5.9
System missing (SYSMIS)	.	863	54.0	—
		1598	100.0	100.0

[P4_2] To what extent do you agree with the following statements about current political issues? Finland should reinforce Nordic co-operation

Question

To what extent do you agree with the following statements about current political issues? Finland should reinforce Nordic co-operation

Frequencies

label	value	n	%	v. %
Strongly agree	1	370	23.2	50.0

(continued on next page)

(cont. from previous page)

label	value	n	%	v. %
Agree to some extent	2	307	19.2	41.5
Disagree to some extent	3	25	1.6	3.4
Strongly disagree	4	5	0.3	0.7
Can't say	5	33	2.1	4.5
System missing (SYSMIS)	.	858	53.7	–
		1598	100.0	100.0

[P4_3] To what extent do you agree with the following statements about current political issues? Finland should leave the EU

Question

To what extent do you agree with the following statements about current political issues? Finland should leave the EU

Frequencies

label	value	n	%	v. %
Strongly agree	1	44	2.8	6.0
Agree to some extent	2	71	4.4	9.6
Disagree to some extent	3	124	7.8	16.8
Strongly disagree	4	423	26.5	57.2
Can't say	5	77	4.8	10.4
System missing (SYSMIS)	.	859	53.8	–
		1598	100.0	100.0

[P4_4] To what extent do you agree with the following statements about current political issues? The problem with democracy is that most people do not really know what is best for them

Question

To what extent do you agree with the following statements about current political issues? The problem with democracy is that most people do not really know what is best for them

Frequencies

label	value	n	%	v. %
Strongly agree	1	95	5.9	12.9

(continued on next page)

2. Variables

(cont. from previous page)

label	value	n	%	v. %
Agree to some extent	2	305	19.1	41.4
Disagree to some extent	3	174	10.9	23.6
Strongly disagree	4	73	4.6	9.9
Can't say	5	89	5.6	12.1
System missing (SYSMIS)	.	862	53.9	—
		1598	100.0	100.0

[P4_5] To what extent do you agree with the following statements about current political issues? Most people have enough sense to tell whether the government is doing a good job

Question

To what extent do you agree with the following statements about current political issues? Most people have enough sense to tell whether the government is doing a good job

Frequencies

label	value	n	%	v. %
Strongly agree	1	70	4.4	9.6
Agree to some extent	2	330	20.7	45.3
Disagree to some extent	3	213	13.3	29.2
Strongly disagree	4	54	3.4	7.4
Can't say	5	62	3.9	8.5
System missing (SYSMIS)	.	869	54.4	—
		1598	100.0	100.0

[P4_6] To what extent do you agree with the following statements about current political issues? What Finland needs are strong leaders who can restore law and order

Question

To what extent do you agree with the following statements about current political issues? What Finland needs are strong leaders who can restore law and order

Frequencies

label	value	n	%	v. %
Strongly agree	1	163	10.2	22.2
Agree to some extent	2	232	14.5	31.6
Disagree to some extent	3	185	11.6	25.2
Strongly disagree	4	125	7.8	17.0
Can't say	5	30	1.9	4.1
System missing (SYSMIS)	.	863	54.0	—
		1598	100.0	100.0

[P4_7] To what extent do you agree with the following statements about current political issues? Finland should join NATO

Question

To what extent do you agree with the following statements about current political issues? Finland should join NATO

Frequencies

label	value	n	%	v. %
Strongly agree	1	59	3.7	8.0
Agree to some extent	2	90	5.6	12.2
Disagree to some extent	3	132	8.3	17.8
Strongly disagree	4	287	18.0	38.8
Can't say	5	172	10.8	23.2
System missing (SYSMIS)	.	858	53.7	—
		1598	100.0	100.0

[P4_8] To what extent do you agree with the following statements about current political issues? Russia poses a political and security threat to Finland

Question

To what extent do you agree with the following statements about current political issues? Russia poses a political and security threat to Finland

Frequencies

label	value	n	%	v. %
Strongly agree	1	105	6.6	14.2
Agree to some extent	2	286	17.9	38.7

(continued on next page)

2. Variables

(cont. from previous page)

label	value	n	%	v. %
Disagree to some extent	3	182	11.4	24.6
Strongly disagree	4	76	4.8	10.3
Can't say	5	90	5.6	12.2
System missing (SYSMIS)	.	859	53.8	—
		1598	100.0	100.0

[P4_9] To what extent do you agree with the following statements about current political issues? The government should primarily look after the welfare of native Finns

Question

To what extent do you agree with the following statements about current political issues? The government should primarily look after the welfare of native Finns

Frequencies

label	value	n	%	v. %
Strongly agree	1	225	14.1	30.4
Agree to some extent	2	238	14.9	32.2
Disagree to some extent	3	157	9.8	21.2
Strongly disagree	4	88	5.5	11.9
Can't say	5	31	1.9	4.2
System missing (SYSMIS)	.	859	53.8	—
		1598	100.0	100.0

[P4_10] To what extent do you agree with the following statements about current political issues? Efforts should be made to keep all of Finland populated, regardless of the costs

Question

To what extent do you agree with the following statements about current political issues? Efforts should be made to keep all of Finland populated, regardless of the costs

Frequencies

label	value	n	%	v. %
Strongly agree	1	187	11.7	25.3

(continued on next page)

(cont. from previous page)

label	value	n	%	v. %
Agree to some extent	2	309	19.3	41.8
Disagree to some extent	3	137	8.6	18.5
Strongly disagree	4	57	3.6	7.7
Can't say	5	50	3.1	6.8
System missing (SYSMIS)	.	858	53.7	—
		1598	100.0	100.0

[P4_11] To what extent do you agree with the following statements about current political issues? Finland is too eager to meet the EU's environment and climate goals

Question

To what extent do you agree with the following statements about current political issues? Finland is too eager to meet the EU's environment and climate goals

Frequencies

label	value	n	%	v. %
Strongly agree	1	180	11.3	24.3
Agree to some extent	2	193	12.1	26.1
Disagree to some extent	3	178	11.1	24.1
Strongly disagree	4	138	8.6	18.6
Can't say	5	51	3.2	6.9
System missing (SYSMIS)	.	858	53.7	—
		1598	100.0	100.0

[P4_12] To what extent do you agree with the following statements about current political issues? Wages and terms of employment should be agreed on locally without central organisations

Question

To what extent do you agree with the following statements about current political issues? Wages and terms of employment should be agreed on locally without central organisations

Frequencies

2. Variables

label	value	n	%	v. %
Strongly agree	1	95	5.9	12.9
Agree to some extent	2	180	11.3	24.4
Disagree to some extent	3	210	13.1	28.5
Strongly disagree	4	174	10.9	23.6
Can't say	5	78	4.9	10.6
System missing (SYSMIS)	.	861	53.9	—
		1598	100.0	100.0

[P4_13] To what extent do you agree with the following statements about current political issues? Same-sex couples' right to marry is a good thing

Question

To what extent do you agree with the following statements about current political issues? Same-sex couples' right to marry is a good thing

Frequencies

label	value	n	%	v. %
Strongly agree	1	280	17.5	37.8
Agree to some extent	2	148	9.3	20.0
Disagree to some extent	3	90	5.6	12.2
Strongly disagree	4	139	8.7	18.8
Can't say	5	83	5.2	11.2
System missing (SYSMIS)	.	858	53.7	—
		1598	100.0	100.0

[P4_14] To what extent do you agree with the following statements about current political issues? Same-sex couples' right to adopt is a good thing

Question

To what extent do you agree with the following statements about current political issues? Same-sex couples' right to adopt is a good thing

Frequencies

label	value	n	%	v. %
Strongly agree	1	228	14.3	30.9
Agree to some extent	2	156	9.8	21.2
Disagree to some extent	3	114	7.1	15.5

(continued on next page)

(cont. from previous page)

label	value	n	%	v. %
Strongly disagree	4	147	9.2	19.9
Can't say	5	92	5.8	12.5
System missing (SYSMIS)	.	861	53.9	—
		1598	100.0	100.0

[P4_15] To what extent do you agree with the following statements about current political issues? The centralisation of social and health services into larger responsible units, the so-called SOTE reform, is a good thing

Question

To what extent do you agree with the following statements about current political issues? The centralisation of social and health services into larger responsible units, the so-called SOTE reform, is a good thing

Frequencies

label	value	n	%	v. %
Strongly agree	1	85	5.3	11.8
Agree to some extent	2	195	12.2	27.2
Disagree to some extent	3	174	10.9	24.2
Strongly disagree	4	165	10.3	23.0
Can't say	5	99	6.2	13.8
System missing (SYSMIS)	.	880	55.1	—
		1598	100.0	100.0

[P4_16] To what extent do you agree with the following statements about current political issues? Cuts to public services are needed to balance the Finnish economy

Question

To what extent do you agree with the following statements about current political issues? Cuts to public services are needed to balance the Finnish economy

Frequencies

label	value	n	%	v. %
Strongly agree	1	39	2.4	5.4

(continued on next page)

2. Variables

(cont. from previous page)

label	value	n	%	v. %
Agree to some extent	2	135	8.4	18.6
Disagree to some extent	3	249	15.6	34.4
Strongly disagree	4	250	15.6	34.5
Can't say	5	51	3.2	7.0
System missing (SYSMIS)	.	874	54.7	—
		1598	100.0	100.0

[P4_17] To what extent do you agree with the following statements about current political issues? Alcohol legislation in Finland is too strict

Question

To what extent do you agree with the following statements about current political issues? Alcohol legislation in Finland is too strict

Frequencies

label	value	n	%	v. %
Strongly agree	1	131	8.2	17.8
Agree to some extent	2	176	11.0	23.8
Disagree to some extent	3	185	11.6	25.1
Strongly disagree	4	178	11.1	24.1
Can't say	5	68	4.3	9.2
System missing (SYSMIS)	.	860	53.8	—
		1598	100.0	100.0

[P4_18] To what extent do you agree with the following statements about current political issues? Begging should be forbidden

Question

To what extent do you agree with the following statements about current political issues? Begging should be forbidden

Frequencies

label	value	n	%	v. %
Strongly agree	1	237	14.8	32.1
Agree to some extent	2	202	12.6	27.4

(continued on next page)

(cont. from previous page)

label	value	n	%	v. %
Disagree to some extent	3	136	8.5	18.4
Strongly disagree	4	72	4.5	9.8
Can't say	5	91	5.7	12.3
System missing (SYSMIS)	.	860	53.8	—
		1598	100.0	100.0

[P4_19] To what extent do you agree with the following statements about current political issues? Finns must remain longer in the working life than they do now

Question

To what extent do you agree with the following statements about current political issues? Finns must remain longer in the working life than they do now

Frequencies

label	value	n	%	v. %
Strongly agree	1	58	3.6	7.8
Agree to some extent	2	190	11.9	25.7
Disagree to some extent	3	255	16.0	34.5
Strongly disagree	4	178	11.1	24.1
Can't say	5	58	3.6	7.8
System missing (SYSMIS)	.	859	53.8	—
		1598	100.0	100.0

[P4_20] To what extent do you agree with the following statements about current political issues? Studying Swedish at school should be voluntary

Question

To what extent do you agree with the following statements about current political issues? Studying Swedish at school should be voluntary

Frequencies

label	value	n	%	v. %
Strongly agree	1	246	15.4	33.4
Agree to some extent	2	212	13.3	28.8

(continued on next page)

2. Variables

(cont. from previous page)

label	value	n	%	v. %
Disagree to some extent	3	153	9.6	20.8
Strongly disagree	4	83	5.2	11.3
Can't say	5	43	2.7	5.8
System missing (SYSMIS)	.	861	53.9	—
		1598	100.0	100.0

[P4_21] To what extent do you agree with the following statements about current political issues? Finland must maintain compulsory military service

Question

To what extent do you agree with the following statements about current political issues? Finland must maintain compulsory military service

Frequencies

label	value	n	%	v. %
Strongly agree	1	444	27.8	60.2
Agree to some extent	2	176	11.0	23.8
Disagree to some extent	3	59	3.7	8.0
Strongly disagree	4	31	1.9	4.2
Can't say	5	28	1.8	3.8
System missing (SYSMIS)	.	860	53.8	—
		1598	100.0	100.0

[P4_22] To what extent do you agree with the following statements about current political issues? It is safe to live in Finland

Question

To what extent do you agree with the following statements about current political issues? It is safe to live in Finland

Frequencies

label	value	n	%	v. %
Strongly agree	1	401	25.1	54.3
Agree to some extent	2	291	18.2	39.4

(continued on next page)

(cont. from previous page)

label	value	n	%	v. %
Disagree to some extent	3	25	1.6	3.4
Strongly disagree	4	8	0.5	1.1
Can't say	5	14	0.9	1.9
System missing (SYSMIS)	.	859	53.8	—
		1598	100.0	100.0

[P4_23] To what extent do you agree with the following statements about current political issues? Finland should take a considerably more active role in mitigating climate change

Question

To what extent do you agree with the following statements about current political issues? Finland should take a considerably more active role in mitigating climate change

Frequencies

label	value	n	%	v. %
Strongly agree	1	183	11.5	24.8
Agree to some extent	2	250	15.6	33.8
Disagree to some extent	3	176	11.0	23.8
Strongly disagree	4	87	5.4	11.8
Can't say	5	43	2.7	5.8
System missing (SYSMIS)	.	859	53.8	—
		1598	100.0	100.0

[P5_1] During the election campaigning, people can get relevant information for their voting choice from a variety of sources. To what extent did you get relevant information from the following sources? Family members, parents or relatives

Question

During the election campaigning, people can get relevant information for their voting choice from a variety of sources. To what extent did you get relevant information from the following sources? Family members, parents or relatives

Frequencies

2. Variables

label	value	n	%	v. %
A lot	1	33	2.1	4.5
Quite a lot	2	80	5.0	10.9
Not a lot	3	211	13.2	28.7
Not at all	4	398	24.9	54.1
Can't say	5	13	0.8	1.8
System missing (SYSMIS)	.	863	54.0	—
		1598	100.0	100.0

[P5_2] During the election campaigning, people can get relevant information for their voting choice from a variety of sources. To what extent did you get relevant information from the following sources? Colleagues or fellow students

Question

During the election campaigning, people can get relevant information for their voting choice from a variety of sources. To what extent did you get relevant information from the following sources? Colleagues or fellow students

Frequencies

label	value	n	%	v. %
A lot	1	11	0.7	1.5
Quite a lot	2	60	3.8	8.2
Not a lot	3	174	10.9	23.8
Not at all	4	472	29.5	64.7
Can't say	5	13	0.8	1.8
System missing (SYSMIS)	.	868	54.3	—
		1598	100.0	100.0

[P5_3] During the election campaigning, people can get relevant information for their voting choice from a variety of sources. To what extent did you get relevant information from the following sources? Other friends or acquaintances

Question

During the election campaigning, people can get relevant information for their voting choice from a variety of sources. To what extent did you get relevant information from the following sources? Other friends or acquaintances

Frequencies

label	value	n	%	v. %
A lot	1	25	1.6	3.4
Quite a lot	2	87	5.4	12.0
Not a lot	3	256	16.0	35.2
Not at all	4	349	21.8	48.0
Can't say	5	10	0.6	1.4
System missing (SYSMIS)	.	871	54.5	—
		1598	100.0	100.0

[P5_4] During the election campaigning, people can get relevant information for their voting choice from a variety of sources. To what extent did you get relevant information from the following sources? Newspaper or online paper/magazine

Question

During the election campaigning, people can get relevant information for their voting choice from a variety of sources. To what extent did you get relevant information from the following sources? Newspaper or online paper/magazine

Frequencies

label	value	n	%	v. %
A lot	1	153	9.6	20.9
Quite a lot	2	338	21.2	46.2
Not a lot	3	165	10.3	22.6
Not at all	4	65	4.1	8.9
Can't say	5	10	0.6	1.4
System missing (SYSMIS)	.	867	54.3	—
		1598	100.0	100.0

[P5_5] During the election campaigning, people can get relevant information for their voting choice from a variety of sources. To what extent did you get relevant information from the following sources? Television

Question

During the election campaigning, people can get relevant information for their voting choice from a variety of sources. To what extent did you get relevant information from the following sources? Television

Frequencies

2. Variables

label	value	n	%	v. %
A lot	1	196	12.3	26.6
Quite a lot	2	320	20.0	43.4
Not a lot	3	153	9.6	20.7
Not at all	4	62	3.9	8.4
Can't say	5	7	0.4	0.9
System missing (SYSMIS)	.	860	53.8	—
		1598	100.0	100.0

[P5_6] During the election campaigning, people can get relevant information for their voting choice from a variety of sources. To what extent did you get relevant information from the following sources? Radio

Question

During the election campaigning, people can get relevant information for their voting choice from a variety of sources. To what extent did you get relevant information from the following sources? Radio

Frequencies

label	value	n	%	v. %
A lot	1	69	4.3	9.4
Quite a lot	2	163	10.2	22.3
Not a lot	3	243	15.2	33.2
Not at all	4	237	14.8	32.4
Can't say	5	20	1.3	2.7
System missing (SYSMIS)	.	866	54.2	—
		1598	100.0	100.0

[P5_7] During the election campaigning, people can get relevant information for their voting choice from a variety of sources. To what extent did you get relevant information from the following sources? Websites of parties or candidates

Question

During the election campaigning, people can get relevant information for their voting choice from a variety of sources. To what extent did you get relevant information from the following sources? Websites of parties or candidates

Frequencies

label	value	n	%	v. %
A lot	1	39	2.4	5.4
Quite a lot	2	119	7.4	16.4
Not a lot	3	199	12.5	27.4
Not at all	4	345	21.6	47.5
Can't say	5	24	1.5	3.3
System missing (SYSMIS)	.	872	54.6	—
		1598	100.0	100.0

[P5_8] During the election campaigning, people can get relevant information for their voting choice from a variety of sources. To what extent did you get relevant information from the following sources? Social media of parties or candidates

Question

During the election campaigning, people can get relevant information for their voting choice from a variety of sources. To what extent did you get relevant information from the following sources? Social media of parties or candidates

Frequencies

label	value	n	%	v. %
A lot	1	50	3.1	6.9
Quite a lot	2	119	7.4	16.4
Not a lot	3	157	9.8	21.7
Not at all	4	376	23.5	51.9
Can't say	5	23	1.4	3.2
System missing (SYSMIS)	.	873	54.6	—
		1598	100.0	100.0

[P5_9] During the election campaigning, people can get relevant information for their voting choice from a variety of sources. To what extent did you get relevant information from the following sources? Other social media

Question

During the election campaigning, people can get relevant information for their voting choice from a variety of sources. To what extent did you get relevant information from the following sources? Other social media

Frequencies

2. Variables

label	value	n	%	v. %
A lot	1	40	2.5	5.5
Quite a lot	2	124	7.8	17.1
Not a lot	3	207	13.0	28.5
Not at all	4	322	20.2	44.4
Can't say	5	33	2.1	4.5
System missing (SYSMIS)	.	872	54.6	—
		1598	100.0	100.0

[P5_10] During the election campaigning, people can get relevant information for their voting choice from a variety of sources. To what extent did you get relevant information from the following sources? Websites of the media

Question

During the election campaigning, people can get relevant information for their voting choice from a variety of sources. To what extent did you get relevant information from the following sources? Websites of the media

Frequencies

label	value	n	%	v. %
A lot	1	74	4.6	10.2
Quite a lot	2	215	13.5	29.6
Not a lot	3	176	11.0	24.2
Not at all	4	236	14.8	32.5
Can't say	5	25	1.6	3.4
System missing (SYSMIS)	.	872	54.6	—
		1598	100.0	100.0

[P5_11] During the election campaigning, people can get relevant information for their voting choice from a variety of sources. To what extent did you get relevant information from the following sources? Other websites

Question

During the election campaigning, people can get relevant information for their voting choice from a variety of sources. To what extent did you get relevant information from the following sources? Other websites

Frequencies

label	value	n	%	v. %
A lot	1	30	1.9	4.1
Quite a lot	2	101	6.3	13.9
Not a lot	3	202	12.6	27.8
Not at all	4	342	21.4	47.0
Can't say	5	52	3.3	7.2
System missing (SYSMIS)	.	871	54.5	—
		1598	100.0	100.0

[P5_12] During the election campaigning, people can get relevant information for their voting choice from a variety of sources. To what extent did you get relevant information from the following sources? Candidate selector(s)

Question

During the election campaigning, people can get relevant information for their voting choice from a variety of sources. To what extent did you get relevant information from the following sources? Candidate selector(s)

Frequencies

label	value	n	%	v. %
A lot	1	110	6.9	15.1
Quite a lot	2	153	9.6	21.0
Not a lot	3	152	9.5	20.9
Not at all	4	288	18.0	39.6
Can't say	5	25	1.6	3.4
System missing (SYSMIS)	.	870	54.4	—
		1598	100.0	100.0

[P5_13] During the election campaigning, people can get relevant information for their voting choice from a variety of sources. To what extent did you get relevant information from the following sources? Election programmes of parties

Question

During the election campaigning, people can get relevant information for their voting choice from a variety of sources. To what extent did you get relevant information from the following sources? Election programmes of parties

Frequencies

2. Variables

label	value	n	%	v. %
A lot	1	49	3.1	6.7
Quite a lot	2	189	11.8	25.8
Not a lot	3	258	16.1	35.2
Not at all	4	213	13.3	29.1
Can't say	5	23	1.4	3.1
System missing (SYSMIS)	.	866	54.2	—
		1598	100.0	100.0

[P6_1] How much time did you spend making your final voting decision? Estimate the time spent separately for your choice of party and candidate. Considered party for (time spent in total):

Question

How much time did you spend making your final voting decision? Estimate the time spent separately for your choice of party and candidate. Considered party for (time spent in total):

Frequencies

label	value	n	%	v. %
I really made my choice in the voting booth	1	37	2.3	5.2
Less than 15 minutes	2	228	14.3	32.2
15-30 minutes at most	3	54	3.4	7.6
An hour at most	4	44	2.8	6.2
A few hours at most	5	62	3.9	8.8
Longer	6	220	13.8	31.1
Can't say	7	63	3.9	8.9
System missing (SYSMIS)	.	890	55.7	—
		1598	100.0	100.0

[P6_2] How much time did you spend making your final voting decision? Estimate the time spent separately for your choice of party and candidate. Considered candidate for (time spent in total):

Question

How much time did you spend making your final voting decision? Estimate the time spent separately for your choice of party and candidate. Considered candidate for (time spent in total):

Frequencies

label	value	n	%	v. %
I really made my choice in the voting booth	1	64	4.0	9.4
Less than 15 minutes	2	149	9.3	21.8
15-30 minutes at most	3	81	5.1	11.8
An hour at most	4	58	3.6	8.5
A few hours at most	5	107	6.7	15.6
Longer	6	170	10.6	24.9
Can't say	7	55	3.4	8.0
System missing (SYSMIS)	.	914	57.2	—
		1598	100.0	100.0

[P7_1] To what extent do you agree with the following statements considering the 2019 parliamentary elections? Electoral legislation is unfair to smaller parties

Question

To what extent do you agree with the following statements considering the 2019 parliamentary elections? Electoral legislation is unfair to smaller parties

Frequencies

label	value	n	%	v. %
Strongly agree	1	90	5.6	12.2
Agree to some extent	2	214	13.4	29.1
Neither agree nor disagree	3	317	19.8	43.1
Disagree to some extent	4	84	5.3	11.4
Strongly disagree	5	30	1.9	4.1
System missing (SYSMIS)	.	863	54.0	—
		1598	100.0	100.0

[P7_2] To what extent do you agree with the following statements considering the 2019 parliamentary elections? Election committees performed their tasks well

Question

To what extent do you agree with the following statements considering the 2019 parliamentary elections? Election committees performed their tasks well

Frequencies

2. Variables

label	value	n	%	v. %
Strongly agree	1	346	21.7	46.8
Agree to some extent	2	284	17.8	38.4
Neither agree nor disagree	3	80	5.0	10.8
Disagree to some extent	4	25	1.6	3.4
Strongly disagree	5	4	0.3	0.5
System missing (SYSMIS)	.	859	53.8	—
		1598	100.0	100.0

[P7_3] To what extent do you agree with the following statements considering the 2019 parliamentary elections? There was sufficient information from authorities on voting practicalities

Question

To what extent do you agree with the following statements considering the 2019 parliamentary elections? There was sufficient information from authorities on voting practicalities

Frequencies

label	value	n	%	v. %
Strongly agree	1	421	26.3	57.1
Agree to some extent	2	220	13.8	29.9
Neither agree nor disagree	3	78	4.9	10.6
Disagree to some extent	4	12	0.8	1.6
Strongly disagree	5	6	0.4	0.8
System missing (SYSMIS)	.	861	53.9	—
		1598	100.0	100.0

[P7_4] To what extent do you agree with the following statements considering the 2019 parliamentary elections? Voting had been made easy in terms of practical arrangements

Question

To what extent do you agree with the following statements considering the 2019 parliamentary elections? Voting had been made easy in terms of practical arrangements

Frequencies

label	value	n	%	v. %
Strongly agree	1	520	32.5	70.2

(continued on next page)

(cont. from previous page)

label	value	n	%	v. %
Agree to some extent	2	165	10.3	22.3
Neither agree nor disagree	3	41	2.6	5.5
Disagree to some extent	4	10	0.6	1.3
Strongly disagree	5	5	0.3	0.7
System missing (SYSMIS)	.	857	53.6	–
		1598	100.0	100.0

[P7_5] To what extent do you agree with the following statements considering the 2019 parliamentary elections? Election advertising in the media was impartial

Question

To what extent do you agree with the following statements considering the 2019 parliamentary elections? Election advertising in the media was impartial

Frequencies

label	value	n	%	v. %
Strongly agree	1	112	7.0	15.1
Agree to some extent	2	268	16.8	36.2
Neither agree nor disagree	3	203	12.7	27.4
Disagree to some extent	4	114	7.1	15.4
Strongly disagree	5	43	2.7	5.8
System missing (SYSMIS)	.	858	53.7	–
		1598	100.0	100.0

[P7_6] To what extent do you agree with the following statements considering the 2019 parliamentary elections? It was easier for wealthier candidates to get elected

Question

To what extent do you agree with the following statements considering the 2019 parliamentary elections? It was easier for wealthier candidates to get elected

Frequencies

2. Variables

label	value	n	%	v. %
Strongly agree	1	174	10.9	23.5
Agree to some extent	2	255	16.0	34.4
Neither agree nor disagree	3	210	13.1	28.3
Disagree to some extent	4	80	5.0	10.8
Strongly disagree	5	22	1.4	3.0
System missing (SYSMIS)	.	857	53.6	—
		1598	100.0	100.0

[P7_7] To what extent do you agree with the following statements considering the 2019 parliamentary elections? The election campaigning of some parties or candidates was systematically disrupted

Question

To what extent do you agree with the following statements considering the 2019 parliamentary elections? The election campaigning of some parties or candidates was systematically disrupted

Frequencies

label	value	n	%	v. %
Strongly agree	1	68	4.3	9.2
Agree to some extent	2	129	8.1	17.4
Neither agree nor disagree	3	352	22.0	47.4
Disagree to some extent	4	133	8.3	17.9
Strongly disagree	5	60	3.8	8.1
System missing (SYSMIS)	.	856	53.6	—
		1598	100.0	100.0

[P7_8] To what extent do you agree with the following statements considering the 2019 parliamentary elections? The counting of votes went smoothly

Question

To what extent do you agree with the following statements considering the 2019 parliamentary elections? The counting of votes went smoothly

Frequencies

label	value	n	%	v. %
Strongly agree	1	385	24.1	51.9
Agree to some extent	2	228	14.3	30.7

(continued on next page)

(cont. from previous page)

label	value	n	%	v. %
Neither agree nor disagree	3	99	6.2	13.3
Disagree to some extent	4	24	1.5	3.2
Strongly disagree	5	6	0.4	0.8
System missing (SYSMIS)	.	856	53.6	—
		1598	100.0	100.0

[P7_9] To what extent do you agree with the following statements considering the 2019 parliamentary elections? There was no evidence of electoral fraud in the elections

Question

To what extent do you agree with the following statements considering the 2019 parliamentary elections? There was no evidence of electoral fraud in the elections

Frequencies

label	value	n	%	v. %
Strongly agree	1	477	29.8	64.4
Agree to some extent	2	140	8.8	18.9
Neither agree nor disagree	3	99	6.2	13.4
Disagree to some extent	4	16	1.0	2.2
Strongly disagree	5	9	0.6	1.2
System missing (SYSMIS)	.	857	53.6	—
		1598	100.0	100.0

[P8_1_1] Which of the following forms of electoral disruption did you notice in the 2019 parliamentary elections? Spreading disinformation

Question

Which of the following forms of electoral disruption did you notice in the 2019 parliamentary elections? Spreading disinformation

Frequencies

label	value	n	%	v. %
Noticed	1	181	11.3	24.7
Didn't notice	2	551	34.5	75.3

(continued on next page)

2. Variables

(cont. from previous page)

label	value	n	%	v. %
System missing (SYSMIS)	.	866	54.2	—
		1598	100.0	100.0

[P8_1_2] Which of the following forms of electoral disruption did you notice in the 2019 parliamentary elections? Disrupting websites and/or social media accounts

Question

Which of the following forms of electoral disruption did you notice in the 2019 parliamentary elections? Disrupting websites and/or social media accounts

Frequencies

label	value	n	%	v. %
Noticed	1	85	5.3	11.9
Didn't notice	2	629	39.4	88.1
System missing (SYSMIS)	.	884	55.3	—
		1598	100.0	100.0

[P8_1_3] Which of the following forms of electoral disruption did you notice in the 2019 parliamentary elections? Influencing political views and creating discord in online discussion through, for example, fake social media accounts

Question

Which of the following forms of electoral disruption did you notice in the 2019 parliamentary elections? Influencing political views and creating discord in online discussion through, for example, fake social media accounts

Frequencies

label	value	n	%	v. %
Noticed	1	108	6.8	15.1
Didn't notice	2	609	38.1	84.9
System missing (SYSMIS)	.	881	55.1	—
		1598	100.0	100.0

[P8_1_4] Which of the following forms of electoral disruption did you notice in the 2019 parliamentary elections? Data breaches and different data leaks (e.g. emails)

Question

Which of the following forms of electoral disruption did you notice in the 2019 parliamentary elections? Data breaches and different data leaks (e.g. emails)

Frequencies

label	value	n	%	v. %
Noticed	1	18	1.1	2.5
Didn't notice	2	696	43.6	97.5
System missing (SYSMIS)	.	884	55.3	—
		1598	100.0	100.0

[P8_1_5] Which of the following forms of electoral disruption did you notice in the 2019 parliamentary elections? Defamation campaigns concerning a candidate

Question

Which of the following forms of electoral disruption did you notice in the 2019 parliamentary elections? Defamation campaigns concerning a candidate

Frequencies

label	value	n	%	v. %
Noticed	1	285	17.8	39.5
Didn't notice	2	437	27.3	60.5
System missing (SYSMIS)	.	876	54.8	—
		1598	100.0	100.0

[P8_1_6] Which of the following forms of electoral disruption did you notice in the 2019 parliamentary elections? Publishing fake voting intention polls

Question

Which of the following forms of electoral disruption did you notice in the 2019 parliamentary elections? Publishing fake voting intention polls

Frequencies

label	value	n	%	v. %
Noticed	1	61	3.8	8.5
Didn't notice	2	658	41.2	91.5
System missing (SYSMIS)	.	879	55.0	–
		1598	100.0	100.0

[P8_1_7] Which of the following forms of electoral disruption did you notice in the 2019 parliamentary elections? Manipulating audio or visual content, spreading false documents

Question

Which of the following forms of electoral disruption did you notice in the 2019 parliamentary elections? Manipulating audio or visual content, spreading false documents

Frequencies

label	value	n	%	v. %
Noticed	1	29	1.8	4.0
Didn't notice	2	694	43.4	96.0
System missing (SYSMIS)	.	875	54.8	–
		1598	100.0	100.0

[P8_1_8] Which of the following forms of electoral disruption did you notice in the 2019 parliamentary elections? Questioning the reliability of the election results

Question

Which of the following forms of electoral disruption did you notice in the 2019 parliamentary elections? Questioning the reliability of the election results

Frequencies

label	value	n	%	v. %
Noticed	1	48	3.0	6.6
Didn't notice	2	677	42.4	93.4
System missing (SYSMIS)	.	873	54.6	–
		1598	100.0	100.0

[P8_1_9] Which of the following forms of electoral disruption did you notice in the 2019 parliamentary elections? Manipulating the election results or large-scale breaching of the secrecy of the ballot

Question

Which of the following forms of electoral disruption did you notice in the 2019 parliamentary elections? Manipulating the election results or large-scale breaching of the secrecy of the ballot

Frequencies

label	value	n	%	v. %
Noticed	1	13	0.8	1.8
Didn't notice	2	708	44.3	98.2
System missing (SYSMIS)	.	877	54.9	—
		1598	100.0	100.0

[P8_2_1] Which of the following forms of electoral disruption do you think are possible in future elections in Finland? Spreading disinformation

Question

Which of the following forms of electoral disruption do you think are possible in future elections in Finland? Spreading disinformation

Frequencies

label	value	n	%	v. %
Think is possible	1	539	33.7	77.1
Don't think is possible	2	160	10.0	22.9
System missing (SYSMIS)	.	899	56.3	—
		1598	100.0	100.0

[P8_2_2] Which of the following forms of electoral disruption do you think are possible in future elections in Finland? Disrupting websites and/or social media accounts

Question

Which of the following forms of electoral disruption do you think are possible in future elections in Finland? Disrupting websites and/or social media accounts

Frequencies

2. Variables

label	value	n	%	v. %
Think is possible	1	542	33.9	79.0
Don't think is possible	2	144	9.0	21.0
System missing (SYSMIS)	.	912	57.1	—
		1598	100.0	100.0

[P8_2_3] Which of the following forms of electoral disruption do you think are possible in future elections? Influencing political views and creating discord in online discussion through, for example, fake social media accounts

Question

Which of the following forms of electoral disruption do you think are possible in future elections? Influencing political views and creating discord in online discussion through, for example, fake social media accounts

Frequencies

label	value	n	%	v. %
Think is possible	1	540	33.8	78.6
Don't think is possible	2	147	9.2	21.4
System missing (SYSMIS)	.	911	57.0	—
		1598	100.0	100.0

[P8_2_4] Which of the following forms of electoral disruption do you think are possible in future elections in Finland? Data breaches and different data leaks (e.g. emails)

Question

Which of the following forms of electoral disruption do you think are possible in future elections in Finland? Data breaches and different data leaks (e.g. emails)

Frequencies

label	value	n	%	v. %
Think is possible	1	508	31.8	74.1
Don't think is possible	2	178	11.1	25.9
System missing (SYSMIS)	.	912	57.1	—
		1598	100.0	100.0

[P8_2_5] Which of the following forms of electoral disruption do you think are possible in future elections in Finland? Defamation campaigns concerning a candidate

Question

Which of the following forms of electoral disruption do you think are possible in future elections in Finland? Defamation campaigns concerning a candidate

Frequencies

label	value	n	%	v. %
Think is possible	1	573	35.9	82.6
Don't think is possible	2	121	7.6	17.4
System missing (SYSMIS)	.	904	56.6	—
		1598	100.0	100.0

[P8_2_6] Which of the following forms of electoral disruption do you think are possible in future elections in Finland? Publishing fake voting intention polls

Question

Which of the following forms of electoral disruption do you think are possible in future elections in Finland? Publishing fake voting intention polls

Frequencies

label	value	n	%	v. %
Think is possible	1	460	28.8	66.7
Don't think is possible	2	230	14.4	33.3
System missing (SYSMIS)	.	908	56.8	—
		1598	100.0	100.0

[P8_2_7] Which of the following forms of electoral disruption do you think are possible in future elections in Finland? Manipulating audio or visual content, spreading false documents

Question

Which of the following forms of electoral disruption do you think are possible in future elections in Finland? Manipulating audio or visual content, spreading false documents

Frequencies

label	value	n	%	v. %
Think is possible	1	449	28.1	65.4
Don't think is possible	2	238	14.9	34.6
System missing (SYSMIS)	.	911	57.0	–
		1598	100.0	100.0

[P8_2_8] Which of the following forms of electoral disruption do you think are possible in future elections in Finland? Questioning the reliability of the election results

Question

Which of the following forms of electoral disruption do you think are possible in future elections in Finland? Questioning the reliability of the election results

Frequencies

label	value	n	%	v. %
Think is possible	1	311	19.5	45.2
Don't think is possible	2	377	23.6	54.8
System missing (SYSMIS)	.	910	56.9	–
		1598	100.0	100.0

[P8_2_9] Which of the following forms of electoral disruption do you think are possible in future elections in Finland? Manipulating the election results or large-scale breaching of the secrecy of the ballot

Question

Which of the following forms of electoral disruption do you think are possible in future elections in Finland? Manipulating the election results or large-scale breaching of the secrecy of the ballot

Frequencies

label	value	n	%	v. %
Think is possible	1	245	15.3	35.6
Don't think is possible	2	443	27.7	64.4
System missing (SYSMIS)	.	910	56.9	–

(continued on next page)

(cont. from previous page)

label	value	n	%	v. %
		1598	100.0	100.0

[P9A] How often do you watch television broadcasts on TV or on the Internet/social media?

Question

How often do you watch television broadcasts on TV or on the Internet/social media?

Frequencies

label	value	n	%	v. %
Daily, over 4 hours per day	1	112	7.0	15.1
Daily, less than 4 hours per day	2	396	24.8	53.4
A few times a week	3	141	8.8	19.0
Less frequently	4	61	3.8	8.2
Not at all	5	32	2.0	4.3
System missing (SYSMIS)	.	856	53.6	—
		1598	100.0	100.0

[P9B] How much time do you spend watching television news or politics-related and current affairs programmes on ordinary weekdays?

Question

How much time do you spend watching television news or politics-related and current affairs programmes on ordinary weekdays?

Frequencies

label	value	n	%	v. %
Not at all	1	54	3.4	7.3
Less than 0,5 hours	2	175	11.0	23.6
0,5 - 1 hour	3	227	14.2	30.6
Over 1 hour, but no more than 1,5 hours	4	161	10.1	21.7
Over 1,5 hours, but no more than 2,5 hours	5	76	4.8	10.2
Over 2,5 hours, but no more than 3 hours	6	25	1.6	3.4
Over 3 hours	7	25	1.6	3.4
System missing (SYSMIS)	.	855	53.5	—

(continued on next page)

2. Variables

(cont. from previous page)

label	value	n	%	v. %
		1598	100.0	100.0

[P10] How often do you use social media (e.g. Instagram, Facebook, Twitter, Snapchat)?

Question

How often do you use social media (e.g. Instagram, Facebook, Twitter, Snapchat)?

Frequencies

label	value	n	%	v. %
Daily, over 4 hours per day	1	70	4.4	9.4
Daily, less than 4 hours per day	2	289	18.1	38.7
A few times a week	3	73	4.6	9.8
Less frequently	4	71	4.4	9.5
Not at all	5	244	15.3	32.7
System missing (SYSMIS)	.	851	53.3	—
		1598	100.0	100.0

[P11_1] Which of these forms of social participation have you done in the past four years or, if you felt an issue was important, which of these might you do? Write a letter to the editor

Question

Which of these forms of social participation have you done in the past four years or, if you felt an issue was important, which of these might you do? Write a letter to the editor

Frequencies

label	value	n	%	v. %
Have done over the past four years	1	85	5.3	11.4
Have not done but might do	2	441	27.6	59.4
Would not do under any circumstances	3	154	9.6	20.7
Can't say	4	63	3.9	8.5
System missing (SYSMIS)	.	855	53.5	—
		1598	100.0	100.0

[P11_2] Which of these forms of social participation have you done in the past four years or, if you felt an issue was important, which of these might you do? Contact political decision-makers on an important issue

Question

Which of these forms of social participation have you done in the past four years or, if you felt an issue was important, which of these might you do? Contact political decision-makers on an important issue

Frequencies

label	value	n	%	v. %
Have done over the past four years	1	130	8.1	17.5
Have not done but might do	2	422	26.4	57.0
Would not do under any circumstances	3	116	7.3	15.7
Can't say	4	73	4.6	9.9
System missing (SYSMIS)	.	857	53.6	—
		1598	100.0	100.0

[P11_3] Which of these forms of social participation have you done in the past four years or, if you felt an issue was important, which of these might you do? Sign a citizens' initiative

Question

Which of these forms of social participation have you done in the past four years or, if you felt an issue was important, which of these might you do? Sign a citizens' initiative

Frequencies

label	value	n	%	v. %
Have done over the past four years	1	411	25.7	55.0
Have not done but might do	2	259	16.2	34.7
Would not do under any circumstances	3	38	2.4	5.1
Can't say	4	39	2.4	5.2
System missing (SYSMIS)	.	851	53.3	—
		1598	100.0	100.0

[P11_4] Which of these forms of social participation have you done in the past four years or, if you felt an issue was important, which of these might you do? Sign other petitions

Question

Which of these forms of social participation have you done in the past four years or, if you felt an issue was important, which of these might you do? Sign other petitions

Frequencies

label	value	n	%	v. %
Have done over the past four years	1	306	19.1	41.2
Have not done but might do	2	322	20.2	43.3
Would not do under any circumstances	3	60	3.8	8.1
Can't say	4	55	3.4	7.4
System missing (SYSMIS)	.	855	53.5	—
		1598	100.0	100.0

[P11_5] Which of these forms of social participation have you done in the past four years or, if you felt an issue was important, which of these might you do? Involve myself in the activities of a political party

Question

Which of these forms of social participation have you done in the past four years or, if you felt an issue was important, which of these might you do? Involve myself in the activities of a political party

Frequencies

label	value	n	%	v. %
Have done over the past four years	1	86	5.4	11.5
Have not done but might do	2	244	15.3	32.8
Would not do under any circumstances	3	290	18.1	38.9
Can't say	4	125	7.8	16.8
System missing (SYSMIS)	.	853	53.4	—
		1598	100.0	100.0

[P11_6] Which of these forms of social participation have you done in the past four years or, if you felt an issue was important, which of these might you do? Participate in the activities of some other voluntary/civic organisation

Question

Which of these forms of social participation have you done in the past four years or, if you felt an issue was important, which of these might you do? Participate in the activities of some other voluntary/civic organisation

Frequencies

label	value	n	%	v. %
Have done over the past four years	1	171	10.7	23.0
Have not done but might do	2	351	22.0	47.3
Would not do under any circumstances	3	112	7.0	15.1
Can't say	4	108	6.8	14.6
System missing (SYSMIS)	.	856	53.6	—
		1598	100.0	100.0

[P11_7] Which of these forms of social participation have you done in the past four years or, if you felt an issue was important, which of these might you do? Try to influence political or social issues through my consumer choices

Question

Which of these forms of social participation have you done in the past four years or, if you felt an issue was important, which of these might you do? Try to influence political or social issues through my consumer choices

Frequencies

label	value	n	%	v. %
Have done over the past four years	1	301	18.8	40.6
Have not done but might do	2	280	17.5	37.7
Would not do under any circumstances	3	56	3.5	7.5
Can't say	4	105	6.6	14.2
System missing (SYSMIS)	.	856	53.6	—
		1598	100.0	100.0

[P11_8] Which of these forms of social participation have you done in the past four years or, if you felt an issue was important, which of these might you do? Join a consumer boycott

Question

Which of these forms of social participation have you done in the past four years or, if you felt an issue was important, which of these might you do? Join a consumer boycott

Frequencies

label	value	n	%	v. %
Have done over the past four years	1	135	8.4	18.1
Have not done but might do	2	366	22.9	49.1
Would not do under any circumstances	3	139	8.7	18.7
Can't say	4	105	6.6	14.1
System missing (SYSMIS)	.	853	53.4	—
		1598	100.0	100.0

[P11_9] Which of these forms of social participation have you done in the past four years or, if you felt an issue was important, which of these might you do? Participate in peaceful demonstrations

Question

Which of these forms of social participation have you done in the past four years or, if you felt an issue was important, which of these might you do? Participate in peaceful demonstrations

Frequencies

label	value	n	%	v. %
Have done over the past four years	1	95	5.9	12.7
Have not done but might do	2	351	22.0	47.1
Would not do under any circumstances	3	212	13.3	28.4
Can't say	4	88	5.5	11.8
System missing (SYSMIS)	.	852	53.3	—
		1598	100.0	100.0

[P11_10] Which of these forms of social participation have you done in the past four years or, if you felt an issue was important, which of these might you do? Demonstrate civil disobedience by participating in illegal, non-violent activities

Question

Which of these forms of social participation have you done in the past four years or, if you felt an issue was important, which of these might you do? Demonstrate civil disobedience by participating in illegal, non-violent activities

Frequencies

label	value	n	%	v. %
Have done over the past four years	1	28	1.8	3.8
Have not done but might do	2	172	10.8	23.1
Would not do under any circumstances	3	430	26.9	57.9
Can't say	4	113	7.1	15.2
System missing (SYSMIS)	.	855	53.5	—
		1598	100.0	100.0

[P12_1] Which of these forms of social participation have you done in the past four years on the Internet or, if you felt an issue was important, which of these might you do? Sign a citizens' initiative

Question

Which of these forms of social participation have you done in the past four years on the Internet or, if you felt an issue was important, which of these might you do? Sign a citizens' initiative

Frequencies

label	value	n	%	v. %
Have done over the past four years	1	373	23.3	50.8
Have not done but might do	2	235	14.7	32.0
Would not do under any circumstances	3	69	4.3	9.4
Can't say	4	57	3.6	7.8
System missing (SYSMIS)	.	864	54.1	—
		1598	100.0	100.0

[P12_2] Which of these forms of social participation have you done in the past four years on the Internet or, if you felt an issue was important, which of these might you do? Contact political decision-makers on an important issue

Question

Which of these forms of social participation have you done in the past four years on the Internet or, if you felt an issue was important, which of these might you do? Contact political decision-makers on an important issue

Frequencies

label	value	n	%	v. %
Have done over the past four years	1	112	7.0	15.3
Have not done but might do	2	422	26.4	57.7
Would not do under any circumstances	3	117	7.3	16.0
Can't say	4	80	5.0	10.9
System missing (SYSMIS)	.	867	54.3	—
		1598	100.0	100.0

[P12_3] Which of these forms of social participation have you done in the past four years on the Internet or, if you felt an issue was important, which of these might you do? Donate money to a political party or candidate

Question

Which of these forms of social participation have you done in the past four years on the Internet or, if you felt an issue was important, which of these might you do? Donate money to a political party or candidate

Frequencies

label	value	n	%	v. %
Have done over the past four years	1	39	2.4	5.3
Have not done but might do	2	166	10.4	22.6
Would not do under any circumstances	3	439	27.5	59.9
Can't say	4	89	5.6	12.1
System missing (SYSMIS)	.	865	54.1	—
		1598	100.0	100.0

[P12_4] Which of these forms of social participation have you done in the past four years on the Internet or, if you felt an issue was important, which of these might you do? Involve myself in the activities of a political party

Question

Which of these forms of social participation have you done in the past four years on the Internet or, if you felt an issue was important, which of these might you do? Involve myself in the activities of a political party

Frequencies

label	value	n	%	v. %
Have done over the past four years	1	73	4.6	9.9
Have not done but might do	2	231	14.5	31.5
Would not do under any circumstances	3	305	19.1	41.6
Can't say	4	125	7.8	17.0
System missing (SYSMIS)	.	864	54.1	—
		1598	100.0	100.0

[P12_5] Which of these forms of social participation have you done in the past four years on the Internet or which of these might you do? Participate in the activities of some other voluntary/civic organisation

Question

Which of these forms of social participation have you done in the past four years on the Internet or which of these might you do? Participate in the activities of some other voluntary/civic organisation

Frequencies

label	value	n	%	v. %
Have done over the past four years	1	129	8.1	17.6
Have not done but might do	2	356	22.3	48.7
Would not do under any circumstances	3	131	8.2	17.9
Can't say	4	115	7.2	15.7
System missing (SYSMIS)	.	867	54.3	—
		1598	100.0	100.0

[P12_6] Which of these forms of social participation have you done in the past four years on the Internet or which of these might you do? Discuss politics with family or acquaintances through electronic means of communication (e.g. WhatsApp)

Question

Which of these forms of social participation have you done in the past four years on the Internet or which of these might you do? Discuss politics with family or acquaintances through electronic means of communication (e.g. WhatsApp)

Frequencies

label	value	n	%	v. %
Have done over the past four years	1	234	14.6	32.1
Have not done but might do	2	206	12.9	28.2
Would not do under any circumstances	3	205	12.8	28.1
Can't say	4	85	5.3	11.6
System missing (SYSMIS)	.	868	54.3	—
		1598	100.0	100.0

[P12_7] Which of these forms of social participation have you done in the past four years on the Internet or which of these might you do? Produce political content by publishing a text, photo, audio or video I made that expresses my views

Question

Which of these forms of social participation have you done in the past four years on the Internet or which of these might you do? Produce political content by publishing a text, photo, audio or video I made that expresses my views

Frequencies

label	value	n	%	v. %
Have done over the past four years	1	68	4.3	9.3
Have not done but might do	2	167	10.5	22.8
Would not do under any circumstances	3	382	23.9	52.2
Can't say	4	115	7.2	15.7
System missing (SYSMIS)	.	866	54.2	—
		1598	100.0	100.0

[P12_8] Which of these forms of social participation have you done in the past four years on the Internet or which of these might you do? Share texts, photos, videos or other content relating to politics and created by others

Question

Which of these forms of social participation have you done in the past four years on the Internet or which of these might you do? Share texts, photos, videos or other content relating to politics and created by others

Frequencies

label	value	n	%	v. %
Have done over the past four years	1	137	8.6	18.8
Have not done but might do	2	169	10.6	23.2
Would not do under any circumstances	3	330	20.7	45.2
Can't say	4	94	5.9	12.9
System missing (SYSMIS)	.	868	54.3	—
		1598	100.0	100.0

[P12_9] Which of these have you done in the past four years on the Internet or which of these might you do? Participate in political discussion by writing comments on, for example, social media, blogs or elsewhere on the Internet

Question

Which of these have you done in the past four years on the Internet or which of these might you do? Participate in political discussion by writing comments on, for example, social media, blogs or elsewhere on the Internet

Frequencies

label	value	n	%	v. %
Have done over the past four years	1	118	7.4	16.1
Have not done but might do	2	215	13.5	29.4
Would not do under any circumstances	3	294	18.4	40.2
Can't say	4	105	6.6	14.3
System missing (SYSMIS)	.	866	54.2	—
		1598	100.0	100.0

[P13_1] People come across different political opinions, news and other information on the Internet. How often do you encounter content on the Internet that: Matches your political opinions

Question

People come across different political opinions, news and other information on the Internet. How often do you encounter content on the Internet that: Matches your political opinions

Frequencies

label	value	n	%	v. %
Daily	1	105	6.6	14.3
Several times a week	2	163	10.2	22.2
Once a week	3	87	5.4	11.8
Two or three times a month	4	61	3.8	8.3
Once a month	5	35	2.2	4.8
Less frequently	6	90	5.6	12.2
I don't use the Internet at all	7	112	7.0	15.2
Can't say	8	82	5.1	11.2
System missing (SYSMIS)	.	863	54.0	—
		1598	100.0	100.0

[P13_2] People come across different political opinions, news and other information on the Internet. How often do you encounter content on the Internet that: Does not match your political opinions

Question

People come across different political opinions, news and other information on the Internet. How often do you encounter content on the Internet that: Does not match your political opinions

Frequencies

label	value	n	%	v. %
Daily	1	117	7.3	16.0
Several times a week	2	182	11.4	24.9
Once a week	3	71	4.4	9.7
Two or three times a month	4	50	3.1	6.8
Once a month	5	30	1.9	4.1
Less frequently	6	77	4.8	10.5
I don't use the Internet at all	7	102	6.4	14.0

(continued on next page)

(cont. from previous page)

label	value	n	%	v. %
Can't say	8	101	6.3	13.8
System missing (SYSMIS)	.	868	54.3	—
		1598	100.0	100.0

[P13_3] People come across different political opinions, news and other information on the Internet. How often do you encounter content on the Internet that: Is favourable towards parties or candidates you support

Question

People come across different political opinions, news and other information on the Internet. How often do you encounter content on the Internet that: Is favourable towards parties or candidates you support

Frequencies

label	value	n	%	v. %
Daily	1	70	4.4	9.6
Several times a week	2	143	8.9	19.6
Once a week	3	88	5.5	12.0
Two or three times a month	4	72	4.5	9.8
Once a month	5	46	2.9	6.3
Less frequently	6	89	5.6	12.2
I don't use the Internet at all	7	100	6.3	13.7
Can't say	8	123	7.7	16.8
System missing (SYSMIS)	.	867	54.3	—
		1598	100.0	100.0

[P13_4] People come across different political opinions, news and other information on the Internet. How often do you encounter content on the Internet that: Is critical towards parties or candidates you support

Question

People come across different political opinions, news and other information on the Internet. How often do you encounter content on the Internet that: Is critical towards parties or candidates you support

Frequencies

2. Variables

label	value	n	%	v. %
Daily	1	74	4.6	10.1
Several times a week	2	158	9.9	21.6
Once a week	3	75	4.7	10.2
Two or three times a month	4	73	4.6	10.0
Once a month	5	39	2.4	5.3
Less frequently	6	82	5.1	11.2
I don't use the Internet at all	7	99	6.2	13.5
Can't say	8	133	8.3	18.1
System missing (SYSMIS)	.	865	54.1	—
		1598	100.0	100.0

[P13_5] People come across different political opinions, news and other information on the Internet. How often do you encounter content on the Internet that: Is favourable towards parties or candidates you do not support

Question

People come across different political opinions, news and other information on the Internet. How often do you encounter content on the Internet that: Is favourable towards parties or candidates you do not support

Frequencies

label	value	n	%	v. %
Daily	1	77	4.8	10.5
Several times a week	2	163	10.2	22.2
Once a week	3	78	4.9	10.6
Two or three times a month	4	66	4.1	9.0
Once a month	5	34	2.1	4.6
Less frequently	6	82	5.1	11.2
I don't use the Internet at all	7	102	6.4	13.9
Can't say	8	132	8.3	18.0
System missing (SYSMIS)	.	864	54.1	—
		1598	100.0	100.0

[P13_6] People come across different political opinions, news and other information on the Internet. How often do you encounter content on the Internet that: Is critical towards parties or candidates you do not support

Question

People come across different political opinions, news and other information on the Internet. How often do you encounter content on the Internet that: Is critical towards parties or candidates you do not support

Frequencies

label	value	n	%	v. %
Daily	1	61	3.8	8.3
Several times a week	2	152	9.5	20.7
Once a week	3	79	4.9	10.8
Two or three times a month	4	70	4.4	9.5
Once a month	5	32	2.0	4.4
Less frequently	6	99	6.2	13.5
I don't use the Internet at all	7	99	6.2	13.5
Can't say	8	142	8.9	19.3
System missing (SYSMIS)	.	864	54.1	—
		1598	100.0	100.0

[P14] If it were possible to have a say through the Internet in issues that the Parliament is handling each week, what would you do? (choose only one option)

Question

If it were possible to have a say through the Internet in issues that the Parliament is handling each week, what would you do? (choose only one option)

Frequencies

label	value	n	%	v. %
I would have a say every week or almost every week	1	151	9.4	20.7
I would only have a say when the Parliament handled matters that interest me	2	251	15.7	34.5
I could occasionally have a say, but this is not important to me	3	86	5.4	11.8
I wouldn't have a say because the Members of Parliament must make the decisions	4	154	9.6	21.2
Can't say	5	86	5.4	11.8
System missing (SYSMIS)	.	870	54.4	—
		1598	100.0	100.0

[P15_1] In your opinion, is a male or a female politician better able to work in the following policy sectors? Defence and security policy

Question

In your opinion, is a male or a female politician better able to work in the following policy sectors? Defence and security policy

Frequencies

label	value	n	%	v. %
A male politician	1	156	9.8	21.0
	2	79	4.9	10.6
	3	77	4.8	10.4
Both genders are equally good	4	417	26.1	56.1
	5	5	0.3	0.7
	6	4	0.3	0.5
A female politician	7	5	0.3	0.7
System missing (SYSMIS)	.	855	53.5	—
		1598	100.0	100.0

[P15_2] In your opinion, is a male or a female politician better able to work in the following policy sectors? Economic policy

Question

In your opinion, is a male or a female politician better able to work in the following policy sectors? Economic policy

Frequencies

label	value	n	%	v. %
A male politician	1	37	2.3	5.0
	2	17	1.1	2.3
	3	44	2.8	5.9
Both genders are equally good	4	597	37.4	80.5
	5	15	0.9	2.0
	6	15	0.9	2.0
A female politician	7	17	1.1	2.3
System missing (SYSMIS)	.	856	53.6	—
		1598	100.0	100.0

[P15_3] In your opinion, is a male or a female politician better able to work in the following policy sectors? Social policy

Question

In your opinion, is a male or a female politician better able to work in the following policy sectors? Social policy

Frequencies

label	value	n	%	v. %
A male politician	1	17	1.1	2.3
	2	7	0.4	0.9
	3	5	0.3	0.7
Both genders are equally good	4	473	29.6	63.7
	5	105	6.6	14.2
	6	54	3.4	7.3
A female politician	7	81	5.1	10.9
System missing (SYSMIS)	.	856	53.6	—
		1598	100.0	100.0

[P15_4] In your opinion, is a male or a female politician better able to work in the following policy sectors? Immigration and asylum policy

Question

In your opinion, is a male or a female politician better able to work in the following policy sectors? Immigration and asylum policy

Frequencies

label	value	n	%	v. %
A male politician	1	57	3.6	7.7
	2	28	1.8	3.8
	3	36	2.3	4.9
Both genders are equally good	4	534	33.4	72.3
	5	48	3.0	6.5
	6	20	1.3	2.7
A female politician	7	16	1.0	2.2
System missing (SYSMIS)	.	859	53.8	—
		1598	100.0	100.0

[P15_5] In your opinion, is a male or a female politician better able to work in the following policy sectors? Equality policy

Question

In your opinion, is a male or a female politician better able to work in the following policy sectors? Equality policy

Frequencies

2. Variables

label	value	n	%	v. %
A male politician	1	15	0.9	2.0
	2	9	0.6	1.2
	3	14	0.9	1.9
Both genders are equally good	4	529	33.1	71.2
	5	69	4.3	9.3
	6	50	3.1	6.7
A female politician	7	57	3.6	7.7
System missing (SYSMIS)	.	855	53.5	—
		1598	100.0	100.0

[P16_1] In your opinion, do the following characteristics better describe male or female politicians? Ambitious

Question

*In your opinion, do the following characteristics better describe male or female politicians?
Ambitious*

Frequencies

label	value	n	%	v. %
Male politicians	1	65	4.1	8.8
	2	48	3.0	6.5
	3	56	3.5	7.5
Describes both male and female politicians equally	4	520	32.5	70.1
	5	24	1.5	3.2
	6	11	0.7	1.5
Female politicians	7	18	1.1	2.4
System missing (SYSMIS)	.	856	53.6	—
		1598	100.0	100.0

[P16_2] In your opinion, do the following characteristics better describe male or female politicians? Striving for mutual understanding

Question

*In your opinion, do the following characteristics better describe male or female politicians?
Striving for mutual understanding*

Frequencies

label	value	n	%	v. %
Male politicians	1	11	0.7	1.5
	2	14	0.9	1.9
	3	39	2.4	5.2
Describes both male and female politicians equally	4	443	27.7	59.6
	5	137	8.6	18.4
	6	46	2.9	6.2
Female politicians	7	53	3.3	7.1
System missing (SYSMIS)	.	855	53.5	—
		1598	100.0	100.0

[P16_3] In your opinion, do the following characteristics better describe male or female politicians? Determined

Question

*In your opinion, do the following characteristics better describe male or female politicians?
Determined*

Frequencies

label	value	n	%	v. %
Male politicians	1	31	1.9	4.2
	2	27	1.7	3.6
	3	54	3.4	7.3
Describes both male and female politicians equally	4	544	34.0	73.1
	5	46	2.9	6.2
	6	21	1.3	2.8
Female politicians	7	21	1.3	2.8
System missing (SYSMIS)	.	854	53.4	—
		1598	100.0	100.0

[P16_4] In your opinion, do the following characteristics better describe male or female politicians? Sympathetic

Question

*In your opinion, do the following characteristics better describe male or female politicians?
Sympathetic*

Frequencies

2. Variables

label	value	n	%	v. %
Male politicians	1	11	0.7	1.5
	2	10	0.6	1.3
	3	17	1.1	2.3
Describes both male and female politicians equally	4	361	22.6	48.5
	5	170	10.6	22.8
	6	95	5.9	12.8
Female politicians	7	80	5.0	10.8
System missing (SYSMIS)	.	854	53.4	—
		1598	100.0	100.0

[P17_1] Thinking of Finnish political parties, to what extent do you agree or disagree? Power is too concentrated in the hands of the leading figures of parties (party chairs, leaders of parliamentary groups, ministers etc.)

Question

Thinking of Finnish political parties, to what extent do you agree or disagree? Power is too concentrated in the hands of the leading figures of parties (party chairs, leaders of parliamentary groups, ministers etc.)

Frequencies

label	value	n	%	v. %
Strongly agree	1	184	11.5	24.7
Agree to some extent	2	392	24.5	52.7
Disagree to some extent	3	75	4.7	10.1
Strongly disagree	4	13	0.8	1.7
Can't say	5	80	5.0	10.8
System missing (SYSMIS)	.	854	53.4	—
		1598	100.0	100.0

[P17_2] Thinking of Finnish political parties, to what extent do you agree or disagree with the following statements? Party leaders should be elected in elections where all members of the party are eligible to vote

Question

Thinking of Finnish political parties, to what extent do you agree or disagree with the following statements? Party leaders should be elected in elections where all members of the party are eligible to vote

Frequencies

label	value	n	%	v. %
Strongly agree	1	235	14.7	31.6
Agree to some extent	2	296	18.5	39.8
Disagree to some extent	3	92	5.8	12.4
Strongly disagree	4	38	2.4	5.1
Can't say	5	83	5.2	11.2
System missing (SYSMIS)	.	854	53.4	—
		1598	100.0	100.0

[P17_3] Thinking of Finnish political parties, to what extent do you agree or disagree? Grassroot party members are able to influence party decisions to a sufficient degree in local and district organisations and party conferences

Question

Thinking of Finnish political parties, to what extent do you agree or disagree? Grassroot party members are able to influence party decisions to a sufficient degree in local and district organisations and party conferences

Frequencies

label	value	n	%	v. %
Strongly agree	1	46	2.9	6.2
Agree to some extent	2	250	15.6	33.6
Disagree to some extent	3	211	13.2	28.4
Strongly disagree	4	61	3.8	8.2
Can't say	5	175	11.0	23.6
System missing (SYSMIS)	.	855	53.5	—
		1598	100.0	100.0

[P17_4] Thinking of Finnish political parties, to what extent do you agree or disagree with the following statements? Backbencher MPs are 'rubber stamps' to party leaders and do not have any actual power to make decisions

Question

Thinking of Finnish political parties, to what extent do you agree or disagree with the following statements? Backbencher MPs are 'rubber stamps' to party leaders and do not have any actual power to make decisions

Frequencies

2. Variables

label	value	n	%	v. %
Strongly agree	1	99	6.2	13.3
Agree to some extent	2	298	18.6	39.9
Disagree to some extent	3	191	12.0	25.6
Strongly disagree	4	43	2.7	5.8
Can't say	5	115	7.2	15.4
System missing (SYSMIS)	.	852	53.3	—
		1598	100.0	100.0

[P17_5] Thinking of Finnish political parties, to what extent do you agree or disagree with the following statements? I would trust parties more if they listened to their members more

Question

Thinking of Finnish political parties, to what extent do you agree or disagree with the following statements? I would trust parties more if they listened to their members more

Frequencies

label	value	n	%	v. %
Strongly agree	1	161	10.1	21.6
Agree to some extent	2	321	20.1	43.1
Disagree to some extent	3	95	5.9	12.8
Strongly disagree	4	24	1.5	3.2
Can't say	5	143	8.9	19.2
System missing (SYSMIS)	.	854	53.4	—
		1598	100.0	100.0

[P17_6] Thinking of Finnish political parties, to what extent do you agree or disagree? If the politics of a party are good, it does not matter even if the grassroots members did not have any part in shaping them

Question

Thinking of Finnish political parties, to what extent do you agree or disagree? If the politics of a party are good, it does not matter even if the grassroots members did not have any part in shaping them

Frequencies

label	value	n	%	v. %
Strongly agree	1	65	4.1	8.8
Agree to some extent	2	199	12.5	26.9
Disagree to some extent	3	225	14.1	30.4
Strongly disagree	4	142	8.9	19.2
Can't say	5	110	6.9	14.8
System missing (SYSMIS)	.	857	53.6	—
		1598	100.0	100.0

[P18] In your opinion, to what extent did the parties in PM Sipilä's Government keep their election promises during the parliamentary term 2015-2019? Respond on a scale 0-10 where 0 means 'not at all' and 10 means 'completely'.

Question

In your opinion, to what extent did the parties in PM Sipilä's Government keep their election promises during the parliamentary term 2015-2019? Respond on a scale 0-10 where 0 means 'not at all' and 10 means 'completely'.

Frequencies

label	value	n	%	v. %
Not at all	0	54	3.4	7.4
	1	63	3.9	8.6
	2	74	4.6	10.2
	3	100	6.3	13.7
	4	80	5.0	11.0
	5	117	7.3	16.0
	6	65	4.1	8.9
	7	88	5.5	12.1
	8	66	4.1	9.1
	9	13	0.8	1.8
Completely	10	9	0.6	1.2
System missing (SYSMIS)	.	869	54.4	—
		1598	100.0	100.0

[P19_1] Before the parliamentary elections in 2015, the parties in PM Sipilä's Government made the following promises. To what extent have these promises been fulfilled? Preventing the raise of the total tax rate during the parliamentary term

Question

Before the parliamentary elections in 2015, the parties in PM Sipilä's Government made the following promises. To what extent have these promises been fulfilled? Preventing the raise of the total tax rate during the parliamentary term

Frequencies

label	value	n	%	v. %
Has been completely fulfilled	1	91	5.7	12.2
Has been partly fulfilled	2	329	20.6	44.2
Has not been fulfilled	3	142	8.9	19.1
Can't say	4	183	11.5	24.6
System missing (SYSMIS)	.	853	53.4	—
		1598	100.0	100.0

[P19_2] Before the elections in 2015, the parties in PM Sipilä's Government made the following promises. To what extent have these been fulfilled? Enabling the introduction of tuition fees for students coming from outside the EU or the EEA

Question

Before the elections in 2015, the parties in PM Sipilä's Government made the following promises. To what extent have these been fulfilled? Enabling the introduction of tuition fees for students coming from outside the EU or the EEA

Frequencies

label	value	n	%	v. %
Has been completely fulfilled	1	98	6.1	13.2
Has been partly fulfilled	2	248	15.5	33.4
Has not been fulfilled	3	104	6.5	14.0
Can't say	4	293	18.3	39.4
System missing (SYSMIS)	.	855	53.5	—
		1598	100.0	100.0

[P19_3] Before the parliamentary elections in 2015, the parties in PM Sipilä's Government made the following promises. In your opinion, to what extent have these promises been fulfilled? Implementing a tax deduction for entrepreneurs

Question

Before the parliamentary elections in 2015, the parties in PM Sipilä's Government made the following promises. In your opinion, to what extent have these promises been fulfilled? Implementing a tax deduction for entrepreneurs

Frequencies

label	value	n	%	v. %
Has been completely fulfilled	1	89	5.6	11.9
Has been partly fulfilled	2	178	11.1	23.9
Has not been fulfilled	3	79	4.9	10.6
Can't say	4	399	25.0	53.6
System missing (SYSMIS)	.	853	53.4	—
		1598	100.0	100.0

[P19_4] Before the elections in 2015, the parties in PM Sipilä's Government made the following promises. To what extent have these been fulfilled? Abolition of the 'labour availability consideration' for employees arriving from outside the EEA

Question

Before the elections in 2015, the parties in PM Sipilä's Government made the following promises. To what extent have these been fulfilled? Abolition of the 'labour availability consideration' for employees arriving from outside the EEA

Frequencies

label	value	n	%	v. %
Has been completely fulfilled	1	13	0.8	1.7
Has been partly fulfilled	2	114	7.1	15.3
Has not been fulfilled	3	247	15.5	33.2
Can't say	4	370	23.2	49.7
System missing (SYSMIS)	.	854	53.4	—
		1598	100.0	100.0

[P19_5] In your opinion, to what extent have these promises been fulfilled? Implementing a public health care model based on freedom of choice where compensation is paid to the service provider the client chooses

Question

In your opinion, to what extent have these promises been fulfilled? Implementing a public health care model based on freedom of choice where compensation is paid to the service provider the client chooses

Frequencies

label	value	n	%	v. %
Has been completely fulfilled	1	13	0.8	1.7
Has been partly fulfilled	2	132	8.3	17.7
Has not been fulfilled	3	474	29.7	63.7
Can't say	4	125	7.8	16.8
System missing (SYSMIS)	.	854	53.4	—
		1598	100.0	100.0

[P19_6] Before the parliamentary elections in 2015, the parties in PM Sipilä's Government made the following promises. To what extent have these promises been fulfilled? Criminalisation of travelling with intent to commit a terrorist offence

Question

Before the parliamentary elections in 2015, the parties in PM Sipilä's Government made the following promises. To what extent have these promises been fulfilled? Criminalisation of travelling with intent to commit a terrorist offence

Frequencies

label	value	n	%	v. %
Has been completely fulfilled	1	51	3.2	6.9
Has been partly fulfilled	2	112	7.0	15.1
Has not been fulfilled	3	319	20.0	43.0
Can't say	4	260	16.3	35.0
System missing (SYSMIS)	.	856	53.6	—
		1598	100.0	100.0

[P19_7] Before the parliamentary elections in 2015, the parties in PM Sipilä's Government made the following promises. In your opinion, to what extent have these promises been fulfilled? Reintroducing the use of landmines in national defence

Question

Before the parliamentary elections in 2015, the parties in PM Sipilä's Government made the following promises. In your opinion, to what extent have these promises been fulfilled? Reintroducing the use of landmines in national defence

Frequencies

label	value	n	%	v. %
Has been completely fulfilled	1	26	1.6	3.5
Has been partly fulfilled	2	67	4.2	9.0
Has not been fulfilled	3	292	18.3	39.4
Can't say	4	356	22.3	48.0
System missing (SYSMIS)	.	857	53.6	—
		1598	100.0	100.0

[P19_8] Before the parliamentary elections in 2015, the parties in PM Sipilä's Government made the following promises. To what extent have these been fulfilled? Extending the length of the employee probationary period to six months at most

Question

Before the parliamentary elections in 2015, the parties in PM Sipilä's Government made the following promises. To what extent have these been fulfilled? Extending the length of the employee probationary period to six months at most

Frequencies

label	value	n	%	v. %
Has been completely fulfilled	1	133	8.3	17.9
Has been partly fulfilled	2	157	9.8	21.1
Has not been fulfilled	3	149	9.3	20.0
Can't say	4	305	19.1	41.0
System missing (SYSMIS)	.	854	53.4	—
		1598	100.0	100.0

[P20_1] If you think back to the past two years (24 months), are the following things currently better, worse or the same as before? State of the economy in Finland

Question

If you think back to the past two years (24 months), are the following things currently better, worse or the same as before? State of the economy in Finland

Frequencies

label	value	n	%	v. %
Better	1	315	19.7	42.7
Worse	2	129	8.1	17.5
The same	3	252	15.8	34.2
Can't say	4	41	2.6	5.6
System missing (SYSMIS)	.	861	53.9	—
		1598	100.0	100.0

[P20_2] If you think back to the past two years (24 months), are the following things currently better, worse or the same as before? Your own or your family's financial situation

Question

If you think back to the past two years (24 months), are the following things currently better, worse or the same as before? Your own or your family's financial situation

Frequencies

label	value	n	%	v. %
Better	1	149	9.3	20.3
Worse	2	192	12.0	26.2
The same	3	375	23.5	51.2
Can't say	4	17	1.1	2.3
System missing (SYSMIS)	.	865	54.1	—
		1598	100.0	100.0

[P20_3] If you think back to the past two years (24 months), are the following things currently better, worse or the same as before? Employment situation in Finland

Question

If you think back to the past two years (24 months), are the following things currently better, worse or the same as before? Employment situation in Finland

Frequencies

label	value	n	%	v. %
Better	1	392	24.5	53.6
Worse	2	100	6.3	13.7
The same	3	182	11.4	24.9
Can't say	4	58	3.6	7.9
System missing (SYSMIS)	.	866	54.2	—
		1598	100.0	100.0

[P20_4] If you think back to the past two years (24 months), are the following things currently better, worse or the same as before? Your own or your family's employment situation

Question

If you think back to the past two years (24 months), are the following things currently better, worse or the same as before? Your own or your family's employment situation

Frequencies

label	value	n	%	v. %
Better	1	99	6.2	13.5
Worse	2	89	5.6	12.2
The same	3	481	30.1	65.8
Can't say	4	62	3.9	8.5
System missing (SYSMIS)	.	867	54.3	—
		1598	100.0	100.0

[P21_1] And what about two years (24 months) from now, do you think the following things will be better, worse or the same as they are now? State of the economy in Finland

Question

And what about two years (24 months) from now, do you think the following things will be better, worse or the same as they are now? State of the economy in Finland

Frequencies

label	value	n	%	v. %
Better	1	125	7.8	17.5
Worse	2	252	15.8	35.2
The same	3	231	14.5	32.3
Can't say	4	107	6.7	15.0
System missing (SYSMIS)	.	883	55.3	—
		1598	100.0	100.0

[P21_2] And what about two years (24 months) from now, do you think the following things will be better, worse or the same as they are now? Your own or your family's financial situation

Question

And what about two years (24 months) from now, do you think the following things will be better, worse or the same as they are now? Your own or your family's financial situation

Frequencies

label	value	n	%	v. %
Better	1	158	9.9	22.1
Worse	2	121	7.6	16.9
The same	3	383	24.0	53.6
Can't say	4	52	3.3	7.3
System missing (SYSMIS)	.	884	55.3	—
		1598	100.0	100.0

[P21_3] And what about two years (24 months) from now, do you think the following things will be better, worse or the same as they are now? Employment situation in Finland

Question

And what about two years (24 months) from now, do you think the following things will be better, worse or the same as they are now? Employment situation in Finland

Frequencies

label	value	n	%	v. %
Better	1	162	10.1	22.7
Worse	2	205	12.8	28.7
The same	3	223	14.0	31.2
Can't say	4	124	7.8	17.4
System missing (SYSMIS)	.	884	55.3	—
		1598	100.0	100.0

[P21_4] And what about two years (24 months) from now, do you think the following things will be better, worse or the same as they are now? Your own or your family's employment situation

Question

And what about two years (24 months) from now, do you think the following things will be better, worse or the same as they are now? Your own or your family's employment situation

Frequencies

label	value	n	%	v. %
Better	1	116	7.3	16.3
Worse	2	56	3.5	7.9
The same	3	437	27.3	61.5
Can't say	4	102	6.4	14.3
System missing (SYSMIS)	.	887	55.5	—
		1598	100.0	100.0

[P22] How satisfied or dissatisfied are you with your financial situation?

Question

How satisfied or dissatisfied are you with your financial situation?

Frequencies

label	value	n	%	v. %
Very satisfied	1	69	4.3	9.4
Fairly satisfied	2	432	27.0	58.9
Fairly dissatisfied	3	156	9.8	21.3
Very dissatisfied	4	66	4.1	9.0
Can't say	5	11	0.7	1.5
System missing (SYSMIS)	.	864	54.1	—
		1598	100.0	100.0

[P23] And how satisfied or dissatisfied are you with your life in general?**Question**

And how satisfied or dissatisfied are you with your life in general?

Frequencies

label	value	n	%	v. %
Very satisfied	1	170	10.6	23.1
Fairly satisfied	2	482	30.2	65.4
Fairly dissatisfied	3	53	3.3	7.2
Very dissatisfied	4	15	0.9	2.0
Can't say	5	17	1.1	2.3
System missing (SYSMIS)	.	861	53.9	—
		1598	100.0	100.0

[P24] Which of the following groups would you say you belong to? (choose only one)**Question**

Which of the following groups would you say you belong to? (choose only one)

Frequencies

label	value	n	%	v. %
The rural population	1	170	10.6	23.1
The urban population	2	355	22.2	48.3
Both	3	182	11.4	24.8
Neither	4	28	1.8	3.8

(continued on next page)

(cont. from previous page)

label	value	n	%	v. %
System missing (SYSMIS)	.	863	54.0	—
		1598	100.0	100.0

[P25] Which of the following groups would you say you belong to? (choose only one)

Question

Which of the following groups would you say you belong to? (choose only one)

Frequencies

label	value	n	%	v. %
Finns in general	1	516	32.3	70.1
Finnish-speaking Finns	2	160	10.0	21.7
Swedish-speaking Finns	3	33	2.1	4.5
Other ethnic or linguistic group	4	5	0.3	0.7
None of the above	5	22	1.4	3.0
System missing (SYSMIS)	.	862	53.9	—
		1598	100.0	100.0

[P26_1] How well do the following personality traits describe you? Consider both personality traits in the pair when responding. Extraverted, enthusiastic

Question

How well do the following personality traits describe you? Consider both personality traits in the pair when responding. Extraverted, enthusiastic

Frequencies

label	value	n	%	v. %
Disagree strongly	1	136	8.5	18.6
Disagree moderately	2	243	15.2	33.2
Disagree a little	3	164	10.3	22.4
Neither agree nor disagree	4	45	2.8	6.1
Agree a little	5	72	4.5	9.8
Agree moderately	6	53	3.3	7.2

(continued on next page)

2. Variables

(cont. from previous page)

label	value	n	%	v. %
Agree strongly	7	20	1.3	2.7
System missing (SYSMIS)	.	865	54.1	—
		1598	100.0	100.0

[P26_2] How well do the following personality traits describe you? Consider both personality traits in the pair when responding. Critical, quarrelsome

Question

How well do the following personality traits describe you? Consider both personality traits in the pair when responding. Critical, quarrelsome

Frequencies

label	value	n	%	v. %
Disagree strongly	1	49	3.1	6.7
Disagree moderately	2	129	8.1	17.6
Disagree a little	3	224	14.0	30.6
Neither agree nor disagree	4	79	4.9	10.8
Agree a little	5	118	7.4	16.1
Agree moderately	6	93	5.8	12.7
Agree strongly	7	39	2.4	5.3
System missing (SYSMIS)	.	867	54.3	—
		1598	100.0	100.0

[P26_3] How well do the following personality traits describe you? Consider both personality traits in the pair when responding. Dependable, self-disciplined

Question

How well do the following personality traits describe you? Consider both personality traits in the pair when responding. Dependable, self-disciplined

Frequencies

label	value	n	%	v. %
Disagree strongly	1	217	13.6	29.6

(continued on next page)

(cont. from previous page)

label	value	n	%	v. %
Disagree moderately	2	276	17.3	37.7
Disagree a little	3	108	6.8	14.8
Neither agree nor disagree	4	35	2.2	4.8
Agree a little	5	29	1.8	4.0
Agree moderately	6	34	2.1	4.6
Agree strongly	7	33	2.1	4.5
System missing (SYSMIS)	.	866	54.2	—
		1598	100.0	100.0

[P26_4] How well do the following personality traits describe you? Consider both personality traits in the pair when responding. Anxious, easily upset

Question

How well do the following personality traits describe you? Consider both personality traits in the pair when responding. Anxious, easily upset

Frequencies

label	value	n	%	v. %
Disagree strongly	1	68	4.3	9.3
Disagree moderately	2	142	8.9	19.3
Disagree a little	3	190	11.9	25.9
Neither agree nor disagree	4	97	6.1	13.2
Agree a little	5	105	6.6	14.3
Agree moderately	6	96	6.0	13.1
Agree strongly	7	36	2.3	4.9
System missing (SYSMIS)	.	864	54.1	—
		1598	100.0	100.0

[P26_5] How well do the following personality traits describe you? Consider both personality traits in the pair when responding. Open to new experiences, complex

Question

How well do the following personality traits describe you? Consider both personality traits in the pair when responding. Open to new experiences, complex

Frequencies

2. Variables

label	value	n	%	v. %
Disagree strongly	1	136	8.5	18.6
Disagree moderately	2	206	12.9	28.2
Disagree a little	3	164	10.3	22.4
Neither agree nor disagree	4	76	4.8	10.4
Agree a little	5	72	4.5	9.8
Agree moderately	6	54	3.4	7.4
Agree strongly	7	23	1.4	3.1
System missing (SYSMIS)	.	867	54.3	—
		1598	100.0	100.0

[P26_6] How well do the following personality traits describe you? Consider both personality traits in the pair when responding. Reserved, quiet

Question

How well do the following personality traits describe you? Consider both personality traits in the pair when responding. Reserved, quiet

Frequencies

label	value	n	%	v. %
Disagree strongly	1	28	1.8	3.8
Disagree moderately	2	99	6.2	13.6
Disagree a little	3	132	8.3	18.1
Neither agree nor disagree	4	109	6.8	14.9
Agree a little	5	120	7.5	16.4
Agree moderately	6	133	8.3	18.2
Agree strongly	7	109	6.8	14.9
System missing (SYSMIS)	.	868	54.3	—
		1598	100.0	100.0

[P26_7] How well do the following personality traits describe you? Consider both personality traits in the pair when responding. Sympathetic, warm

Question

How well do the following personality traits describe you? Consider both personality traits in the pair when responding. Sympathetic, warm

Frequencies

label	value	n	%	v. %
Disagree strongly	1	170	10.6	23.3
Disagree moderately	2	246	15.4	33.7
Disagree a little	3	135	8.4	18.5
Neither agree nor disagree	4	72	4.5	9.8
Agree a little	5	43	2.7	5.9
Agree moderately	6	42	2.6	5.7
Agree strongly	7	23	1.4	3.1
System missing (SYSMIS)	.	867	54.3	—
		1598	100.0	100.0

[P26_8] How well do the following personality traits describe you? Consider both personality traits in the pair when responding. Disorganized, careless

Question

How well do the following personality traits describe you? Consider both personality traits in the pair when responding. Disorganized, careless

Frequencies

label	value	n	%	v. %
Disagree strongly	1	34	2.1	4.7
Disagree moderately	2	83	5.2	11.4
Disagree a little	3	109	6.8	14.9
Neither agree nor disagree	4	75	4.7	10.3
Agree a little	5	112	7.0	15.3
Agree moderately	6	164	10.3	22.5
Agree strongly	7	153	9.6	21.0
System missing (SYSMIS)	.	868	54.3	—
		1598	100.0	100.0

[P26_9] How well do the following personality traits describe you? Consider both personality traits in the pair when responding. Calm, emotionally stable

Question

How well do the following personality traits describe you? Consider both personality traits in the pair when responding. Calm, emotionally stable

Frequencies

2. Variables

label	value	n	%	v. %
Disagree strongly	1	111	6.9	15.2
Disagree moderately	2	220	13.8	30.1
Disagree a little	3	140	8.8	19.1
Neither agree nor disagree	4	99	6.2	13.5
Agree a little	5	75	4.7	10.2
Agree moderately	6	59	3.7	8.1
Agree strongly	7	28	1.8	3.8
System missing (SYSMIS)	.	866	54.2	—
		1598	100.0	100.0

[P26_10] How well do the following personality traits describe you? Consider both personality traits in the pair when responding. Conventional, uncreative

Question

How well do the following personality traits describe you? Consider both personality traits in the pair when responding. Conventional, uncreative

Frequencies

label	value	n	%	v. %
Disagree strongly	1	98	6.1	13.4
Disagree moderately	2	200	12.5	27.2
Disagree a little	3	157	9.8	21.4
Neither agree nor disagree	4	102	6.4	13.9
Agree a little	5	85	5.3	11.6
Agree moderately	6	63	3.9	8.6
Agree strongly	7	29	1.8	4.0
System missing (SYSMIS)	.	864	54.1	—
		1598	100.0	100.0

[PAINO] Weight variable (language/party choice/gender/age/constituency)

Question

Weight variable (language/party choice/gender/age/constituency)

Descriptive statistics

statistic	value
number of valid cases	1598
minimum	0.25
maximum	4.40
mean	1.00
standard deviation	0.51

[PAIKKAUS] Second data collection round to reach quotas

Question

Second data collection round to reach quotas

Frequencies

label	value	n	%	v. %
Second data collection round interview, voted	1	160	10.0	55.6
Second data collection round interview, didn't vote or can't say	2	13	0.8	4.5
Second data collection round should have been conducted, could not be reached/refused to answer	3	115	7.2	39.9
System missing (SYSMIS)	.	1310	82.0	—
		1598	100.0	100.0

[PAIKATTU] Second data collection round conducted

Question

Second data collection round conducted

Frequencies

label	value	n	%	v. %
Asked in the interview	1	1310	82.0	82.0
Asked during second data collection round in a phone interview	2	173	10.8	10.8
Second data collection round should have been conducted, could not be reached/refused to answer	3	115	7.2	7.2
		1598	100.0	100.0

[VAALIP] The respondent's electoral district**Question***The respondent's electoral district***Frequencies**

label	value	n	%	v. %
Electoral District of Helsinki	1	237	14.8	14.8
Electoral District of Uusimaa	2	202	12.6	12.6
Electoral District of Varsinais-Suomi	3	148	9.3	9.3
Electoral District of Satakunta	4	68	4.3	4.3
Electoral District of Häme	5	118	7.4	7.4
Electoral District of Pirkanmaa	6	172	10.8	10.8
Electoral District of Southeast Finland	7	155	9.7	9.7
Electoral District of Savo-Karelia	8	128	8.0	8.0
Electoral District of Vaasa	9	95	5.9	5.9
Electoral District of Central Finland	10	99	6.2	6.2
Electoral District of Oulu	11	121	7.6	7.6
Electoral District of Lapland	12	55	3.4	3.4
Don't know	13	0	0.0	0.0
		1598	100.0	100.0

[MAAKUNTA] The respondent's NUTS3 region of residence (created at FSD)**Question***The respondent's NUTS3 region of residence (created at FSD)***Frequencies**

label	value	n	%	v. %
Uusimaa	1	439	27.5	27.5
Varsinais-Suomi	2	148	9.3	9.3
Satakunta	4	68	4.3	4.3
Kanta-Häme	5	57	3.6	3.6
Pirkanmaa	6	172	10.8	10.8
Päijät-Häme	7	61	3.8	3.8
Kymenlaakso	8	51	3.2	3.2
South Karelia	9	53	3.3	3.3
South Savo	10	51	3.2	3.2

(continued on next page)

(cont. from previous page)

label	value	n	%	v. %
North Savo	11	74	4.6	4.6
North Karelia	12	54	3.4	3.4
Central Finland	13	99	6.2	6.2
Southern Ostrobothnia	14	54	3.4	3.4
Ostrobothnia	15	30	1.9	1.9
Central Ostrobothnia	16	11	0.7	0.7
Northern Ostrobothnia	17	97	6.1	6.1
Kainuu	18	24	1.5	1.5
Lapland	19	55	3.4	3.4
Åland Islands (Ahvenanmaa)	21	0	0.0	0.0
		1598	100.0	100.0

[KESTO] Duration of completing the questionnaire (in seconds)**Question***Duration of completing the questionnaire (in seconds)***Descriptive statistics**

statistic	value
number of valid cases	1598
minimum	541.00
maximum	257149.00
mean	3199.12
standard deviation	8428.19

[WEIGHTS] Updated weight variable, main questionnaire**Question***Updated weight variable, main questionnaire***Descriptive statistics**

statistic	value
number of valid cases	1598
minimum	0.17
maximum	4.95

(continued on next page)

2. Variables

(cont. from previous page)

statistic	value
mean	1.00
standard deviation	0.55

[ANS_PV] Responded to self-administered questionnaire

Question

Responded to self-administered questionnaire

Frequencies

label	value	n	%	v. %
No	0	845	52.9	52.9
Yes	1	753	47.1	47.1
		1598	100.0	100.0

[PVWEIGHT] Updated weight variable, self-administered questionnaire

Question

Updated weight variable, self-administered questionnaire

Descriptive statistics

statistic	value
number of valid cases	753
minimum	0.07
maximum	5.00
mean	1.00
standard deviation	0.86

Chapter 3

Indexes

3.1 Variables in the order of occurrence

FSD study number [FSD_NO]	7
FSD edition number [FSD_VR]	7
FSD case id [FSD_ID]	8
Identification number [A1]	8
Interviewer id (for individual interviewers) [A2]	8
Interviewer gender [A3]	9
Date of the interview: month (1-12) [A4_1]	9
Date of the interview: weekday [A4_2]	9
Interview language (questionnaire language) [A6]	10
How interested are you in politics? [Q01]	10
How much attention did you pay to media coverage of the parliamentary elections: Television debates and party leader interviews [K1_1]	11
How much attention did you pay to media coverage of the parliamentary elections: Television news and current affairs programmes [K1_2]	11
How much attention did you pay to media coverage of the parliamentary elections: Television entertainment programmes featuring politicians [K1_3]	11
How much attention did you pay to media coverage of the parliamentary elections: Radio programmes [K1_4]	12
How much attention did you pay to media coverage of the parliamentary elections: Newspaper articles, columns or letters to the editor [K1_5]	12
How much attention did you pay to media coverage of the parliamentary elections: Television, radio, newspaper and Internet advertising [K1_6]	13
How much attention did you pay to media coverage of the parliamentary elections: News broadcasts on the Internet or social media [K1_7]	13

3. Indexes

How much attention did you pay to media coverage of the parliamentary elections: Other online news covering elections, e.g. newspaper websites [K1_8]	14
How much attention did you pay to media coverage of the parliamentary elections: Websites of the candidates and political parties [K1_9]	14
How much attention did you pay to media coverage of the parliamentary elections: Blogs [K1_10]	15
How much attention did you pay to media coverage of the parliamentary elections: Candidate selectors on the Internet [K1_11]	15
How much attention did you pay to media coverage of the parliamentary elections: Social media, e.g. Facebook, Twitter or Instagram [K1_12]	15
How much attention did you pay to media coverage of the parliamentary elections: Videos of the candidates or political parties on the Internet, e.g. YouTube [K1_13]	16
How often do you use the Internet? [K2]	16
Generally, that is, not only during elections, how often do you discuss political and social issues with people? [K3]	17
How stable is your political party identification? [K4]	17
Which social class would you say you belong to? [K5]	18
Which of the following alternatives best describes your childhood home? [K6]	18
In your opinion, how has the state of economy in Finland changed over the past twelve months? [Q11]	18
To what extent do you agree or disagree with the following statements? Democracy may have its problems but it is better than any other form of government [K7_1]	19
To what extent do you agree or disagree with the following statements? Important national issues should more often be decided by a referendum [K7_2]	19
To what extent do you agree or disagree with the following statements? To complement representative democracy, public debates on policy issues should be organised for ordinary citizens [K7_3]	20
To what extent do you agree or disagree with the following statements? I avoid people whose values, attitudes or opinions differ from my own [K7_4]	20
To what extent do you agree or disagree with the following statements? I think voting is a civic duty [K7_5]	21
To what extent do you agree or disagree with the following statements? If a voter so wished, he/she should be able to vote in parliamentary elections merely for a party without having to choose a candidate [K7_6]	21
To what extent do you agree or disagree with the following statements? Things would be better in Finland if independent experts made the decisions instead of politicians and citizens [K7_7]	22
To what extent do you agree or disagree with the following statements? Parties should announce clearly during the election campaign which parties they are willing to form a coalition government with [K7_8]	22

To what extent do you agree or disagree with the following statements? It doesn't really matter which parties form the Government, policy decisions will be the same [K7_9]	23
To what extent do you agree or disagree with the following statements? Even though voters vote for a party in elections in many other countries, it is important to me to be able to vote for a candidate in parliamentary elections [K7_10]	23
To what extent do you agree or disagree with the following statements? The state-level citizens' initiative has promoted the performance of democracy in Finland [K7_11]	24
Have you signed any state-level citizens' initiatives? [K8]	24
Are you a member of any political party? [K9]	25
To what extent do you agree or disagree with the following statements? By voting, ordinary people can influence political decision-making [K10_1]	25
To what extent do you agree or disagree with the following statements? Those elected to parliament soon lose touch with the problems of ordinary people [K10_2]	26
To what extent do you agree or disagree with the following statements? I have no say in what the Government and Parliament decide [K10_3]	26
To what extent do you agree or disagree with the following statements? Political parties are only interested in people's votes, not in their opinions [K10_4]	27
To what extent do you agree or disagree with the following statements? Sometimes politics seems so complicated that I cannot quite understand what is going on [K10_5]	27
To what extent do you agree or disagree with the following statements? Finnish members of parliament are competent in their work [K10_6]	28
To what extent do you agree or disagree with the following statements? Political decision-makers take citizens' views into consideration when making decisions [K10_7]	28
To what extent do you agree or disagree with the following statements? I trust in my ability to participate in politics [K10_8]	28
To what extent do you agree or disagree with the following statements? One can never trust the pre-election promises of any party [K10_9]	29
People have different views on who a member of parliament should primarily represent. What do you personally think? Number the response options in order of importance. THE MOST IMPORTANT [K11_1]	29
People have different views on who a member of parliament should primarily represent. What do you personally think? Number the response options in order of importance. SECOND MOST IMPORTANT [K11_2]	30
People have different views on who a member of parliament should primarily represent. What do you personally think? Number the response options in order of importance. THIRD MOST IMPORTANT [K11_3]	30
People have different views on who a member of parliament should primarily represent. What do you personally think? Number the response options in order of importance. FOURTH MOST IMPORTANT [K11_4]	31
People have different views on who a member of parliament should primarily represent. What do you personally think? Number the response options in order of importance. FIFTH MOST	

IMPORTANT [K11_5]	31
In the following, some propositions relating to the future direction of Finland are listed. What is your opinion on these propositions? Finland that has more entrepreneurship and market economy [K12_1]	32
In the following, some propositions relating to the future direction of Finland are listed. What is your opinion on these propositions? Multicultural Finland where foreigners with different religions and lifestyles are accepted [K12_2]	32
In the following, some propositions relating to the future direction of Finland are listed. What is your opinion on these propositions? Finland where Christian values have a greater role [K12_3]	33
In the following, some propositions relating to the future direction of Finland are listed. What is your opinion on these propositions? Finland where there are smaller differences in regional development [K12_4]	34
In the following, some propositions relating to the future direction of Finland are listed. What is your opinion on these propositions? Finland where the special status of Swedish-speaking Finns is acknowledged [K12_5]	34
In the following, some propositions relating to the future direction of Finland are listed. What is your opinion on these propositions? Finland where there is better equality between men and women [K12_6]	35
In the following, some propositions relating to the future direction of Finland are listed. What is your opinion on these propositions? Finland that has a smaller public sector [K12_7]	36
In the following, some propositions relating to the future direction of Finland are listed. What is your opinion on these propositions? Finland where the rights of sexual minorities are strengthened [K12_8]	36
In the following, some propositions relating to the future direction of Finland are listed. What is your opinion on these propositions? Finland that has a lower taxation level [K12_9]	37
In the following, some propositions relating to the future direction of Finland are listed. What is your opinion on these propositions? Finland that has two strong national languages: Finnish and Swedish [K12_10]	37
In the following, some propositions relating to the future direction of Finland are listed. What is your opinion on these propositions? Finland with more law and order [K12_11]	38
In the following, some propositions relating to the future direction of Finland are listed. What is your opinion on these propositions? Finland where the status of traditional nuclear families is reinforced [K12_12]	39
In the following, some propositions relating to the future direction of Finland are listed. What is your opinion on these propositions? Finland that has more immigration [K12_13]	39
In the following, some propositions relating to the future direction of Finland are listed. What is your opinion on these propositions? Finland that has smaller income disparities [K12_14]	40
In the following, some propositions relating to the future direction of Finland are listed. What is your opinion on these propositions? Finland that is less committed/attached to the European Union [K12_15]	40
In the following, some propositions relating to the future direction of Finland are listed. What is	

your opinion on these propositions? Finland where more energy is produced with nuclear power [K12_16]	41
In the following, some propositions relating to the future direction of Finland are listed. What is your opinion on these propositions? Finland that has fewer municipalities than it has at the moment [K12_17]	42
In the following, some propositions relating to the future direction of Finland are listed. What is your opinion on these propositions? More eco-friendly Finland, even if it meant low economic growth or no growth at all [K12_18]	42
How closely do you follow politics on TV, radio, newspapers or the Internet? [Q02]	43
To what extent do you agree or disagree with the following statements? I feel I understand the most important political issues in Finland [Q03]	43
To what extent do you agree or disagree with the following statements? Making compromises in politics is really just selling out on one's principles [Q04A]	44
To what extent do you agree or disagree with the following statements? Most politicians do not care about the people [Q04B]	44
To what extent do you agree or disagree with the following statements? Most politicians are trustworthy [Q04C]	45
To what extent do you agree or disagree with the following statements? Politicians are the main problem in Finland [Q04D]	45
To what extent do you agree or disagree with the following statements? Having a strong leader in government is good for Finland even if the leader bends the rules to get things done [Q04E]	46
To what extent do you agree or disagree with the following statements? The people, and not politicians, should make our most important policy decisions [Q04F]	46
To what extent do you agree or disagree with the following statements? Most politicians care only about the interests of the rich and powerful [Q04G]	47
To what extent do you agree or disagree with the following statements? Minorities should adapt to the Finnish customs and traditions [Q05A]	47
To what extent do you agree or disagree with the following statements? The will of the majority should always prevail, even over the rights of minorities [Q05B]	48
To what extent do you agree or disagree with the following statements? Immigrants are generally good for Finland's economy [Q05C]	48
To what extent do you agree or disagree with the following statements? Finland's culture is generally harmed by immigrants [Q05D]	49
To what extent do you agree or disagree with the following statements? Immigrants increase crime rates in Finland [Q05E]	49
How important do you think the following is for being truly Finnish? To have been born in Finland [Q06A]	50
How important do you think the following is for being truly Finnish? To have grandparents who have been born in Finland [Q06B]	50

How important do you think the following is for being truly Finnish? To be able to speak one of Finland's national languages (Finnish or Swedish) [Q06C]	51
How important do you think the following is for being truly Finnish? To follow Finnish customs and traditions [Q06D]	51
How widespread do you think corruption, such as bribe taking, is among politicians in Finland? [Q07]	52
To what extent do you agree or disagree? The government should take measures to reduce differences in income levels [Q08]	52
How good or bad a job do you think the Government led by Prime Minister Sipilä did over the past four years? [Q09]	53
(FILTER) Does any of the parties in Finland represent your views reasonably well? [Q10A]	53
Does any of the parties in Finland represent your views reasonably well? Which party? [Q10B]	53
Does any of the parties in Finland represent your views reasonably well? Some other party or group, please specify (open-ended) [Q10B_SO]	54
Do you usually think of yourself as close to any particular party? [Q22]	54
Do you feel you are a little closer to one of the political parties than the others? [Q22A] ...	54
(IF Q22A = YES) Do you feel you are a little closer to one of the political parties than the others? Which party do you feel closest to? MENTION ONLY ONE [Q22B]	55
(IF Q22A = YES) Do you feel you are a little closer to one of the political parties than the others? Which party do you feel closest to? Some other party or group, please specify (open-ended) [Q22B_SO]	55
(IF RESPONDED TO Q22A) Do you feel very close to this party, fairly close, or not very close? [Q22C]	56
Nowadays many people do not vote in elections for one reason or the other. Did you vote or not in these parliamentary elections? [Q12LHA]	56
(IF Q12LHA = 5) How self-evident was it for you not to vote? [K13]	57
(IF Q12LHA = 5) If you had voted, the candidate of which party or group would you have voted for? MENTION ONLY ONE [K14]	57
(IF Q12LHA = 5) If you had voted, the candidate of which party or group would you have voted for? Some other party or group, please specify (open-ended) [K14_SO]	58
(IF VOTED) The candidate of which party or group did you vote for in these parliamentary elections? [Q12LHB]	58
(IF VOTED) The candidate of which party or group did you vote for in these parliamentary elections? Some other party or group, please specify (open-ended) [Q12LHB_S]	58
How easy or difficult was it for you to choose the party or group whose candidate you voted for? [K15]	59
How easy or difficult was it for you to find a suitable candidate? [K16]	59
Did you consider voting for a candidate of any other party or group? [K17]	59

Which party or group? MENTION ONLY ONE [K18]	60
Which party or group? Some other party or group, please specify (open-ended) [K18_SO] ..	60
Did you vote four years ago, in the 2015 parliamentary elections? [Q13A]	61
The candidate of which political party or group did you vote for? [Q13B]	61
The candidate of which political party or group did you vote for? Some other party or group, please specify (open-ended) [Q13B_SO]	62
Some people say that it doesn't make any difference who is in power. Others say that it makes a big difference who is in power. Using the scale presented, what would you say? [Q14A] ..	62
Some people say that no matter who people vote for, it won't make any difference to what happens. Others say that who people vote for can make a big difference to what happens. Using the scale presented, what would you say? [Q14B]	62
What do you think about the following political parties on a scale 0-10, where 0 means 'strongly dislike' and 10 means 'strongly like'? Finnish Social Democratic Party (SDP) [Q015A] ...	63
What do you think about the following political parties on a scale 0-10, where 0 means 'strongly dislike' and 10 means 'strongly like'? National Coalition Party (KOK) [Q015B]	64
What do you think about the following political parties on a scale 0-10, where 0 means 'strongly dislike' and 10 means 'strongly like'? True Finns (PS) [Q015C]	64
What do you think about the following political parties on a scale 0-10, where 0 means 'strongly dislike' and 10 means 'strongly like'? Centre Party of Finland (KESK) [Q015D]	65
What do you think about the following political parties on a scale 0-10, where 0 means 'strongly dislike' and 10 means 'strongly like'? Green League (VIHR) [Q015E]	66
What do you think about the following political parties on a scale 0-10, where 0 means 'strongly dislike' and 10 means 'strongly like'? Left Alliance (VAS) [Q015F]	66
What do you think about the following political parties on a scale 0-10, where 0 means 'strongly dislike' and 10 means 'strongly like'? Swedish People's Party in Finland (RKP) [Q015G] ..	67
What do you think about the following political parties on a scale 0-10, where 0 means 'strongly dislike' and 10 means 'strongly like'? Christian Democrats in Finland (KD) [Q015H]	68
What do you think about the following political parties on a scale 0-10, where 0 means 'strongly dislike' and 10 means 'strongly like'? Blue Reform (SIN) [Q015I]	69
What do you think of the party leaders on a scale 0-10, where 0 means 'strongly dislike' and 10 means 'strongly like'? Antti Rinne (SDP) [Q016A]	69
What do you think of the party leaders on a scale 0-10, where 0 means 'strongly dislike' and 10 means 'strongly like'? Petteri Orpo (KOK) [Q016B]	70
What do you think of the party leaders on a scale 0-10, where 0 means 'strongly dislike' and 10 means 'strongly like'? Jussi Halla-aho (PS) [Q016C]	71
What do you think of the party leaders on a scale 0-10, where 0 means 'strongly dislike' and 10 means 'strongly like'? Juha Sipilä (KESK) [Q016D]	71
What do you think of the party leaders on a scale 0-10, where 0 means 'strongly dislike' and 10 means 'strongly like'? Pekka Haavisto (VIHR) [Q016E]	72

3. Indexes

What do you think of the party leaders on a scale 0-10, where 0 means 'strongly dislike' and 10 means 'strongly like'? Li Andersson (VAS) [Q016F]	73
What do you think of the party leaders on a scale 0-10, where 0 means 'strongly dislike' and 10 means 'strongly like'? Anna-Maja Henriksson (RKP) [Q016G]	73
What do you think of the party leaders on a scale 0-10, where 0 means 'strongly dislike' and 10 means 'strongly like'? Sari Essayah (KD) [Q016H]	74
What do you think of the party leaders on a scale 0-10, where 0 means 'strongly dislike' and 10 means 'strongly like'? Sampo Terho (SIN) [Q016I]	75
In politics people sometimes talk of left and right. Where would you place the following parties on a scale 0-10 where 0 means the left and 10 means the right? Finnish Social Democratic Party (SDP) [Q017A]	75
In politics people sometimes talk of left and right. Where would you place the following parties on a scale 0-10 where 0 means the left and 10 means the right? National Coalition Party (KOK) [Q017B]	76
In politics people sometimes talk of left and right. Where would you place the following parties on a scale 0-10 where 0 means the left and 10 means the right? True Finns (PS) [Q017C] ..	77
In politics people sometimes talk of left and right. Where would you place the following parties on a scale 0-10 where 0 means the left and 10 means the right? Centre Party of Finland (KESK) [Q017D]	78
In politics people sometimes talk of left and right. Where would you place the following parties on a scale 0-10 where 0 means the left and 10 means the right? Green League (VIHR) [Q017E]	78
In politics people sometimes talk of left and right. Where would you place the following parties on a scale 0-10 where 0 means the left and 10 means the right? Left Alliance (VAS) [Q017F]	79
In politics people sometimes talk of left and right. Where would you place the following parties on a scale 0-10 where 0 means the left and 10 means the right? Swedish People's Party in Finland (RKP) [Q017G]	80
In politics people sometimes talk of left and right. Where would you place the following parties on a scale 0-10 where 0 means the left and 10 means the right? Christian Democrats in Finland (KD) [Q017H]	81
In politics people sometimes talk of left and right. Where would you place the following parties on a scale 0-10 where 0 means the left and 10 means the right? Blue Reform (SIN) [Q017I]	81
Using the same [left-right] scale, where would you place yourself? [Q18]	82
How satisfied are you with the way democracy works in Finland? [Q21]	83
For your voting choice, which was ultimately the more important, the party or the candidate? [K19]	83
To what extent did the following influence your choice of party in these parliamentary elections? Performance of the party's representatives in election programmes on television [K20_1] ..	83
To what extent did the following influence your choice of party in these parliamentary elections? The party looks after the interests of the occupational group I belong to [K20_2]	84

To what extent did the following influence your choice of party in these parliamentary elections? The party has a good leader [K20_3]	84
To what extent did the following influence your choice of party in these parliamentary elections? Values of the party [K20_4]	85
To what extent did the following influence your choice of party in these parliamentary elections? The party has good policy on many current issues [K20_5]	85
To what extent did the following influence your choice of party in these parliamentary elections? The party has competent people to conduct Finnish politics [K20_6]	86
To what extent did the following influence your choice of party in these parliamentary elections? Performance of the party during the past parliamentary term [K20_7]	86
To what extent did the following influence your choice of party in these parliamentary elections? The party's successful election campaign [K20_8]	87
To what extent did the following influence your choice of party in these parliamentary elections? In my opinion, the leader of the party was the best candidate to become prime minister [K20_9] 87	
To what extent did the following influence your choice of party in these parliamentary elections? Desire to influence which parties will be in the coalition government [K20_10]	88
To what extent did the following influence your choice of party in these parliamentary elections? My family member(s) voted for the party [K20_11]	88
To what extent did the following influence your choice of party in these parliamentary elections? My friend(s) voted for the party [K20_12]	89
To what extent did the following influence your choice of party in these parliamentary elections? Recommendations provided by candidate selector(s) [K20_13]	89
To what extent did the following influence your choice of party in these parliamentary elections? The party generally keeps their election promises [K20_14]	90
To what extent did the following influence your choice of candidate? The candidate's age [K21_1]	90
To what extent did the following influence your choice of candidate? The candidate's gender [K21_2]	91
To what extent did the following influence your choice of candidate? The candidate's education [K21_3]	91
To what extent did the following influence your choice of candidate? The candidate's place of residence [K21_4]	92
To what extent did the following influence your choice of candidate? The candidate's prior experience in politics [K21_5]	92
To what extent did the following influence your choice of candidate? The candidate's reliability [K21_6]	93
To what extent did the following influence your choice of candidate? The candidate's ability to manage things [K21_7]	93
To what extent did the following influence your choice of candidate? The candidate's appear-	

3. Indexes

ance and style [K21_8]	94
To what extent did the following influence your choice of candidate? The candidate's public speaking and presentation skills [K21_9]	94
To what extent did the following influence your choice of candidate? The candidate is a well-known public figure [K21_10]	95
To what extent did the following influence your choice of candidate? The candidate's views on different issues [K21_11]	95
To what extent did the following influence your choice of candidate? The candidate's party affiliation [K21_12]	96
To what extent did the following influence your choice of candidate? The candidate's selection campaign and election advertising [K21_13]	96
To what extent did the following influence your choice of candidate? The candidate's chances of winning a seat to parliament [K21_14]	97
To what extent did the following influence your choice of candidate? Openness/transparency of the candidate's campaign funding [K21_15]	97
To what extent did the following influence your choice of candidate? The candidate's answers in candidate selectors on the Internet [K21_16]	98
To what extent did the following influence your choice of candidate? Internet or social media presence of the candidate or his/her political party [K21_17]	98
To what extent did the following influence your choice of candidate? My family member(s) voted for the candidate [K21_18]	99
To what extent did the following influence your choice of candidate? My friend(s) voted for the candidate [K21_19]	99
If your candidate had been running for any of the other parties, would you still have voted for him/her? [K22]	100
Here is the list of candidates from your electoral district. Would you be willing to tell who you voted for in the parliamentary elections? Responding is completely voluntary and confidential. [K23]	100
Which candidate did you vote for? [K24]	100
Which candidate did you vote for? Other, please specify (open-ended) [K24MUU]	101
Did you vote for a candidate who is of the same gender as you? [K25]	101
What was the age of the candidate you voted for? [K26]	101
Did you vote for the same candidate as in the previous parliamentary elections? [K27]	102
In what way was the candidate you voted for known to you? [K28]	102
When did you decide the party whose candidate you voted for? [K29]	103
When did you decide the candidate you voted for? [K30]	103
Would you say that people can be trusted or that you can't be too careful in dealing with people? Indicate your opinion on a scale 0-10, where 0 means you can't be too careful about people and 10 means that most people can be trusted. [K31]	104

To what extent do you trust or mistrust the following? The President [K32_1]	104
To what extent do you trust or mistrust the following? Political parties [K32_2]	105
To what extent do you trust or mistrust the following? The Parliament [K32_3]	105
To what extent do you trust or mistrust the following? The Government [K32_4]	106
To what extent do you trust or mistrust the following? Politicians [K32_5]	106
To what extent do you trust or mistrust the following? The European Union [K32_6]	107
To what extent do you trust or mistrust the following? The judicial system [K32_7]	107
To what extent do you trust or mistrust the following? Public officials [K32_8]	108
To what extent do you trust or mistrust the following? The Evangelical Lutheran Church of Finland [K32_9]	109
To what extent do you trust or mistrust the following? The police [K32_10]	109
To what extent do you trust or mistrust the following? Trade unions and professional associations [K32_11]	110
To what extent do you trust or mistrust the following? The media [K32_12]	110
To what extent do you trust or mistrust the following? Banks [K32_13]	111
To what extent do you trust or mistrust the following? Major corporations [K32_14]	111
To what extent do you trust or mistrust the following? Universities and research institutes [K32_15]	112
Who of the following was the Finnish Minister of Finance right before the recent parliamentary elections? [K33_1]	112
What was the unemployment rate in Finland in February 2019 according to Statistics Finland? [K33_2]	113
Which of the following parties has the second largest number of seats in the newly elected Parliament? [K33_3]	113
Who is the current President of the European Commission? [K33_4]	114
What do you think is meant by a parliamentary system of government? [K33_5]	114
Your year of birth [D1]	115
Your gender [D2]	115
What is the highest level of education or degree you have completed? [D3]	115
Your marital status [D4]	116
How would you describe your health in general? [D33]	116
Do you belong to any trade union or professional association and if yes, how actively do you participate in its activities? [D5]	117
Which of the following central organisations does your trade union or professional association belong to? [D34]	117
How many other than work- or profession-related associations do you belong to as a paying member? [D35]	118

Which of the following best describes your current situation? [D06]	118
What is your current or latest occupation? Indicate the job title of your main job as specifically as possible. Please respond with your job title, not your degree title. (open-ended question categorised by using ISCO-08) [D07]	119
The occupational group you feel you mainly belong to? [D07A]	119
If you are in paid employment, which sector do you work in? [D13]	120
What is the average total annual income of your household before tax (= gross income), including taxable social security benefits? (euros) [D09]	120
What is the average total annual income of your household before tax (= gross income), including taxable social security benefits? (euros) (categorised by researcher) [D09_LUOK]	121
How many people live in your household? In total: (people) [D20]	121
Out of them, how many are children/young people aged 7-17? [D21B]	122
Out of them, how many are children aged 6 or younger? [D21C]	122
Apart from weddings, funerals etc., how often do you go to church? [D11]	122
How religious would you say you are? [D23]	123
Do you belong to a church or other religious community? [D10]	123
Mother tongue [D37]	124
Which language or languages are usually spoken at your home? [D16]	124
Do you consider yourself a member of an ethnic minority in Finland? [D38]	125
Do you consider yourself a member of an ethnic minority in Finland? Which minority? (open-ended) [D38_SO]	125
Were both your parents or one parent born outside of Finland? [D15]	125
Your municipality of residence (in which you are entitled to vote) (interviewer has the municipality code) (catogorised at FSD) [D17]	125
Do you live... [D19]	126
Did you live in your present electoral district at the time of the previous parliamentary elections of 2015? [D40]	126
Have you been unemployed in the past 12 months? [D41]	127
Have you been unemployed in the past 12 months? If yes, for how many months approximately in total? (open-ended) [D41_SO]	127
Willingness to respond to the self-administered questionnaire? [REKRY1]	127
Self-administered questionnaire number marked by interviewer [LOMAKENO]	128
Language [KIELI]	128
In your opinion, how did the policy objectives of parties differ from each other in the recent parliamentary elections? Was detecting the differences easy or hard for you: [P1_1]	128
And in your opinion, how did the policy objectives of the parties differ before the elections? Evaluate each political issue based on how easy or hard detecting the differences between parties	

was for you: Employment [P1_2_1]	129
And in your opinion, how did the policy objectives of the parties differ before the elections? Evaluate each political issue based on how easy or hard detecting the differences between parties was for you: Taxation [P1_2_2]	129
And in your opinion, how did the policy objectives of the parties differ before the elections? Evaluate each political issue based on how easy or hard detecting the differences was for you: Business operating conditions [P1_2_3]	130
And in your opinion, how did the policy objectives of the parties differ before the elections? Evaluate each political issue based on how easy or hard detecting the differences was for you: Environment and controlling climate change [P1_2_4]	130
And in your opinion, how did the policy objectives of the parties differ before the elections? Evaluate each political issue based on how easy or hard detecting the differences between parties was for you: Care of the elderly [P1_2_5]	131
And in your opinion, how did the policy objectives of the parties differ before the elections? Evaluate each political issue based on how easy or hard detecting the differences was for you: Social and health care services [P1_2_6]	131
And in your opinion, how did the policy objectives of the parties differ before the elections? Evaluate each political issue based on how easy or hard detecting the differences was for you: Young people and families with children [P1_2_7]	132
And in your opinion, how did the policy objectives of the parties differ before the elections? Evaluate each political issue based on how easy or hard detecting the differences between parties was for you: Education [P1_2_8]	133
And in your opinion, how did the policy objectives of the parties differ before the elections? Evaluate each political issue based on how easy or hard detecting the differences between parties was for you: Immigration and immigrants [P1_2_9]	133
And in your opinion, how did the policy objectives of the parties differ before the elections? Evaluate each political issue based on how easy or hard detecting the differences between parties was for you: Minority rights [P1_2_10]	134
In your opinion, how well did the Government led by Prime Minister Juha Sipilä handle the following issues over the past four years? Employment [P2_1]	134
In your opinion, how well did the Government led by Prime Minister Juha Sipilä handle the following issues over the past four years? Taxation [P2_2]	135
In your opinion, how well did the Government led by Prime Minister Juha Sipilä handle the following issues over the past four years? Business operating conditions [P2_3]	135
In your opinion, how well did the Government led by Prime Minister Juha Sipilä handle the following issues over the past four years? Environment and controlling climate change [P2_4] 136	
In your opinion, how well did the Government led by Prime Minister Juha Sipilä handle the following issues over the past four years? Care of the elderly [P2_5]	136
In your opinion, how well did the Government led by Prime Minister Juha Sipilä handle the following issues over the past four years? Social and health care services [P2_6]	137
In your opinion, how well did the Government led by Prime Minister Juha Sipilä handle the	

following issues over the past four years? Young people and families with children [P2_7]	137
In your opinion, how well did the Government led by Prime Minister Juha Sipilä handle the following issues over the past four years? Education [P2_8]	138
In your opinion, how well did the Government led by Prime Minister Juha Sipilä handle the following issues over the past four years? Immigration and immigrants [P2_9]	138
In your opinion, how well did the Government led by Prime Minister Juha Sipilä handle the following issues over the past four years? Minority rights [P2_10]	139
Which of the following issues interested you the most in the election campaigns in the recent parliamentary elections? Choose the three most important issues. Employment [P3_1]	139
Which of the following issues interested you the most in the election campaigns in the recent parliamentary elections? Choose the three most important issues. Taxation [P3_2]	140
Which of the following issues interested you the most in the election campaigns in the recent parliamentary elections? Choose the three most important issues. Business operating conditions [P3_3]	140
Which of the following issues interested you the most in the election campaigns in the recent parliamentary elections? Choose the three most important issues. Environment and controlling climate change [P3_4]	141
Which of the following issues interested you the most in the election campaigns in the recent parliamentary elections? Choose the three most important issues. Care of the elderly [P3_5]	141
Which of the following issues interested you the most in the election campaigns in the recent parliamentary elections? Choose the three most important issues. Social and health care services [P3_6]	142
Which of the following issues interested you the most in the election campaigns in the recent parliamentary elections? Choose the three most important issues. Young people and families with children [P3_7]	142
Which of the following issues interested you the most in the election campaigns in the recent parliamentary elections? Choose the three most important issues. Education [P3_8]	143
Which of the following issues interested you the most in the election campaigns in the recent parliamentary elections? Choose the three most important issues. Immigration and immigrants [P3_9]	143
Which of the following issues interested you the most in the election campaigns in the recent parliamentary elections? Choose the three most important issues. Minority rights [P3_10]	143
To what extent do you agree with the following statements about current political issues? All in all, EU membership has been a good thing for Finland [P4_1]	144
To what extent do you agree with the following statements about current political issues? Finland should reinforce Nordic co-operation [P4_2]	144
To what extent do you agree with the following statements about current political issues? Finland should leave the EU [P4_3]	145
To what extent do you agree with the following statements about current political issues? The problem with democracy is that most people do not really know what is best for them [P4_4]	145

To what extent do you agree with the following statements about current political issues? Most people have enough sense to tell whether the government is doing a good job [P4_5]	146
To what extent do you agree with the following statements about current political issues? What Finland needs are strong leaders who can restore law and order [P4_6]	146
To what extent do you agree with the following statements about current political issues? Finland should join NATO [P4_7]	147
To what extent do you agree with the following statements about current political issues? Russia poses a political and security threat to Finland [P4_8]	147
To what extent do you agree with the following statements about current political issues? The government should primarily look after the welfare of native Finns [P4_9]	148
To what extent do you agree with the following statements about current political issues? Efforts should be made to keep all of Finland populated, regardless of the costs [P4_10]	148
To what extent do you agree with the following statements about current political issues? Finland is too eager to meet the EU's environment and climate goals [P4_11]	149
To what extent do you agree with the following statements about current political issues? Wages and terms of employment should be agreed on locally without central organisations [P4_12]	149
To what extent do you agree with the following statements about current political issues? Same-sex couples' right to marry is a good thing [P4_13]	150
To what extent do you agree with the following statements about current political issues? Same-sex couples' right to adopt is a good thing [P4_14]	150
To what extent do you agree with the following statements about current political issues? The centralisation of social and health services into larger responsible units, the so-called SOTE reform, is a good thing [P4_15]	151
To what extent do you agree with the following statements about current political issues? Cuts to public services are needed to balance the Finnish economy [P4_16]	151
To what extent do you agree with the following statements about current political issues? Alcohol legislation in Finland is too strict [P4_17]	152
To what extent do you agree with the following statements about current political issues? Begging should be forbidden [P4_18]	152
To what extent do you agree with the following statements about current political issues? Finns must remain longer in the working life than they do now [P4_19]	153
To what extent do you agree with the following statements about current political issues? Studying Swedish at school should be voluntary [P4_20]	153
To what extent do you agree with the following statements about current political issues? Finland must maintain compulsory military service [P4_21]	154
To what extent do you agree with the following statements about current political issues? It is safe to live in Finland [P4_22]	154
To what extent do you agree with the following statements about current political issues? Finland should take a considerably more active role in mitigating climate change [P4_23] . . .	155
During the election campaigning, people can get relevant information for their voting choice	

from a variety of sources. To what extent did you get relevant information from the following sources? Family members, parents or relatives [P5_1]	155
During the election campaigning, people can get relevant information for their voting choice from a variety of sources. To what extent did you get relevant information from the following sources? Colleagues or fellow students [P5_2]	156
During the election campaigning, people can get relevant information for their voting choice from a variety of sources. To what extent did you get relevant information from the following sources? Other friends or acquaintances [P5_3]	156
During the election campaigning, people can get relevant information for their voting choice from a variety of sources. To what extent did you get relevant information from the following sources? Newspaper or online paper/magazine [P5_4]	157
During the election campaigning, people can get relevant information for their voting choice from a variety of sources. To what extent did you get relevant information from the following sources? Television [P5_5]	157
During the election campaigning, people can get relevant information for their voting choice from a variety of sources. To what extent did you get relevant information from the following sources? Radio [P5_6]	158
During the election campaigning, people can get relevant information for their voting choice from a variety of sources. To what extent did you get relevant information from the following sources? Websites of parties or candidates [P5_7]	158
During the election campaigning, people can get relevant information for their voting choice from a variety of sources. To what extent did you get relevant information from the following sources? Social media of parties or candidates [P5_8]	159
During the election campaigning, people can get relevant information for their voting choice from a variety of sources. To what extent did you get relevant information from the following sources? Other social media [P5_9]	159
During the election campaigning, people can get relevant information for their voting choice from a variety of sources. To what extent did you get relevant information from the following sources? Websites of the media [P5_10]	160
During the election campaigning, people can get relevant information for their voting choice from a variety of sources. To what extent did you get relevant information from the following sources? Other websites [P5_11]	160
During the election campaigning, people can get relevant information for their voting choice from a variety of sources. To what extent did you get relevant information from the following sources? Candidate selector(s) [P5_12]	161
During the election campaigning, people can get relevant information for their voting choice from a variety of sources. To what extent did you get relevant information from the following sources? Election programmes of parties [P5_13]	161
How much time did you spend making your final voting decision? Estimate the time spent separately for your choice of party and candidate. Considered party for (time spent in total): [P6_1]	162
How much time did you spend making your final voting decision? Estimate the time spent	

separately for your choice of party and candidate. Considered candidate for (time spent in total): [P6_2]	162
To what extent do you agree with the following statements considering the 2019 parliamentary elections? Electoral legislation is unfair to smaller parties [P7_1]	163
To what extent do you agree with the following statements considering the 2019 parliamentary elections? Election committees performed their tasks well [P7_2]	163
To what extent do you agree with the following statements considering the 2019 parliamentary elections? There was sufficient information from authorities on voting practicalities [P7_3]	164
To what extent do you agree with the following statements considering the 2019 parliamentary elections? Voting had been made easy in terms of practical arrangements [P7_4]	164
To what extent do you agree with the following statements considering the 2019 parliamentary elections? Election advertising in the media was impartial [P7_5]	165
To what extent do you agree with the following statements considering the 2019 parliamentary elections? It was easier for wealthier candidates to get elected [P7_6]	165
To what extent do you agree with the following statements considering the 2019 parliamentary elections? The election campaigning of some parties or candidates was systematically disrupted [P7_7]	166
To what extent do you agree with the following statements considering the 2019 parliamentary elections? The counting of votes went smoothly [P7_8]	166
To what extent do you agree with the following statements considering the 2019 parliamentary elections? There was no evidence of electoral fraud in the elections [P7_9]	167
Which of the following forms of electoral disruption did you notice in the 2019 parliamentary elections? Spreading disinformation [P8_1_1]	167
Which of the following forms of electoral disruption did you notice in the 2019 parliamentary elections? Disrupting websites and/or social media accounts [P8_1_2]	168
Which of the following forms of electoral disruption did you notice in the 2019 parliamentary elections? Influencing political views and creating discord in online discussion through, for example, fake social media accounts [P8_1_3]	168
Which of the following forms of electoral disruption did you notice in the 2019 parliamentary elections? Data breaches and different data leaks (e.g. emails) [P8_1_4]	169
Which of the following forms of electoral disruption did you notice in the 2019 parliamentary elections? Defamation campaigns concerning a candidate [P8_1_5]	169
Which of the following forms of electoral disruption did you notice in the 2019 parliamentary elections? Publishing fake voting intention polls [P8_1_6]	169
Which of the following forms of electoral disruption did you notice in the 2019 parliamentary elections? Manipulating audio or visual content, spreading false documents [P8_1_7]	170
Which of the following forms of electoral disruption did you notice in the 2019 parliamentary elections? Questioning the reliability of the election results [P8_1_8]	170
Which of the following forms of electoral disruption did you notice in the 2019 parliamentary elections? Manipulating the election results or large-scale breaching of the secrecy of the ballot [P8_1_9]	171

Which of the following forms of electoral disruption do you think are possible in future elections in Finland? Spreading disinformation [P8_2_1]	171
Which of the following forms of electoral disruption do you think are possible in future elections in Finland? Disrupting websites and/or social media accounts [P8_2_2]	171
Which of the following forms of electoral disruption do you think are possible in future elections? Influencing political views and creating discord in online discussion through, for example, fake social media accounts [P8_2_3]	172
Which of the following forms of electoral disruption do you think are possible in future elections in Finland? Data breaches and different data leaks (e.g. emails) [P8_2_4]	172
Which of the following forms of electoral disruption do you think are possible in future elections in Finland? Defamation campaigns concerning a candidate [P8_2_5]	173
Which of the following forms of electoral disruption do you think are possible in future elections in Finland? Publishing fake voting intention polls [P8_2_6]	173
Which of the following forms of electoral disruption do you think are possible in future elections in Finland? Manipulating audio or visual content, spreading false documents [P8_2_7] ...	173
Which of the following forms of electoral disruption do you think are possible in future elections in Finland? Questioning the reliability of the election results [P8_2_8]	174
Which of the following forms of electoral disruption do you think are possible in future elections in Finland? Manipulating the election results or large-scale breaching of the secrecy of the ballot [P8_2_9]	174
How often do you watch television broadcasts on TV or on the Internet/social media? [P9A]	175
How much time do you spend watching television news or politics-related and current affairs programmes on ordinary weekdays? [P9B]	175
How often do you use social media (e.g. Instagram, Facebook, Twitter, Snapchat)? [P10] ..	176
Which of these forms of social participation have you done in the past four years or, if you felt an issue was important, which of these might you do? Write a letter to the editor [P11_1] ..	176
Which of these forms of social participation have you done in the past four years or, if you felt an issue was important, which of these might you do? Contact political decision-makers on an important issue [P11_2]	177
Which of these forms of social participation have you done in the past four years or, if you felt an issue was important, which of these might you do? Sign a citizens' initiative [P11_3] ..	177
Which of these forms of social participation have you done in the past four years or, if you felt an issue was important, which of these might you do? Sign other petitions [P11_4]	178
Which of these forms of social participation have you done in the past four years or, if you felt an issue was important, which of these might you do? Involve myself in the activities of a political party [P11_5]	178
Which of these forms of social participation have you done in the past four years or, if you felt an issue was important, which of these might you do? Participate in the activities of some other voluntary/civic organisation [P11_6]	179
Which of these forms of social participation have you done in the past four years or, if you felt	

an issue was important, which of these might you do? Try to influence political or social issues through my consumer choices [P11_7]	179
Which of these forms of social participation have you done in the past four years or, if you felt an issue was important, which of these might you do? Join a consumer boycott [P11_8] ..	180
Which of these forms of social participation have you done in the past four years or, if you felt an issue was important, which of these might you do? Participate in peaceful demonstrations [P11_9]	180
Which of these forms of social participation have you done in the past four years or, if you felt an issue was important, which of these might you do? Demonstrate civil disobedience by participating in illegal, non-violent activities [P11_10]	181
Which of these forms of social participation have you done in the past four years on the Internet or, if you felt an issue was important, which of these might you do? Sign a citizens' initiative [P12_1]	181
Which of these forms of social participation have you done in the past four years on the Internet or, if you felt an issue was important, which of these might you do? Contact political decision-makers on an important issue [P12_2]	182
Which of these forms of social participation have you done in the past four years on the Internet or, if you felt an issue was important, which of these might you do? Donate money to a political party or candidate [P12_3]	182
Which of these forms of social participation have you done in the past four years on the Internet or, if you felt an issue was important, which of these might you do? Involve myself in the activities of a political party [P12_4]	183
Which of these forms of social participation have you done in the past four years on the Internet or which of these might you do? Participate in the activities of some other voluntary/civic organisation [P12_5]	183
Which of these forms of social participation have you done in the past four years on the Internet or which of these might you do? Discuss politics with family or acquaintances through electronic means of communication (e.g. WhatsApp) [P12_6]	184
Which of these forms of social participation have you done in the past four years on the Internet or which of these might you do? Produce political content by publishing a text, photo, audio or video I made that expresses my views [P12_7]	184
Which of these forms of social participation have you done in the past four years on the Internet or which of these might you do? Share texts, photos, videos or other content relating to politics and created by others [P12_8]	185
Which of these have you done in the past four years on the Internet or which of these might you do? Participate in political discussion by writing comments on, for example, social media, blogs or elsewhere on the Internet [P12_9]	185
People come across different political opinions, news and other information on the Internet. How often do you encounter content on the Internet that: Matches your political opinions [P13_1]	186
People come across different political opinions, news and other information on the Internet. How often do you encounter content on the Internet that: Does not match your political opinions	

[P13_2]	186
People come across different political opinions, news and other information on the Internet. How often do you encounter content on the Internet that: Is favourable towards parties or candidates you support [P13_3]	187
People come across different political opinions, news and other information on the Internet. How often do you encounter content on the Internet that: Is critical towards parties or candidates you support [P13_4]	187
People come across different political opinions, news and other information on the Internet. How often do you encounter content on the Internet that: Is favourable towards parties or candidates you do not support [P13_5]	188
People come across different political opinions, news and other information on the Internet. How often do you encounter content on the Internet that: Is critical towards parties or candidates you do not support [P13_6]	188
If it were possible to have a say through the Internet in issues that the Parliament is handling each week, what would you do? (choose only one option) [P14]	189
In your opinion, is a male or a female politician better able to work in the following policy sectors? Defence and security policy [P15_1]	189
In your opinion, is a male or a female politician better able to work in the following policy sectors? Economic policy [P15_2]	190
In your opinion, is a male or a female politician better able to work in the following policy sectors? Social policy [P15_3]	190
In your opinion, is a male or a female politician better able to work in the following policy sectors? Immigration and asylum policy [P15_4]	191
In your opinion, is a male or a female politician better able to work in the following policy sectors? Equality policy [P15_5]	191
In your opinion, do the following characteristics better describe male or female politicians? Ambitious [P16_1]	192
In your opinion, do the following characteristics better describe male or female politicians? Striving for mutual understanding [P16_2]	192
In your opinion, do the following characteristics better describe male or female politicians? Determined [P16_3]	193
In your opinion, do the following characteristics better describe male or female politicians? Sympathetic [P16_4]	193
Thinking of Finnish political parties, to what extent do you agree or disagree? Power is too concentrated in the hands of the leading figures of parties (party chairs, leaders of parliamentary groups, ministers etc.) [P17_1]	194
Thinking of Finnish political parties, to what extent do you agree or disagree with the following statements? Party leaders should be elected in elections where all members of the party are eligible to vote [P17_2]	194
Thinking of Finnish political parties, to what extent do you agree or disagree? Grassroot party members are able to influence party decisions to a sufficient degree in local and district organi-	

sations and party conferences [P17_3]	195
Thinking of Finnish political parties, to what extent do you agree or disagree with the following statements? Backbencher MPs are 'rubber stamps' to party leaders and do not have any actual power to make decisions [P17_4]	195
Thinking of Finnish political parties, to what extent do you agree or disagree with the following statements? I would trust parties more if they listened to their members more [P17_5]	196
Thinking of Finnish political parties, to what extent do you agree or disagree? If the politics of a party are good, it does not matter even if the grassroots members did not have any part in shaping them [P17_6]	196
In your opinion, to what extent did the parties in PM Sipilä's Government keep their election promises during the parliamentary term 2015-2019? Respond on a scale 0-10 where 0 means 'not at all' and 10 means 'completely'. [P18]	197
Before the parliamentary elections in 2015, the parties in PM Sipilä's Government made the following promises. To what extent have these promises been fulfilled? Preventing the raise of the total tax rate during the parliamentary term [P19_1]	198
Before the elections in 2015, the parties in PM Sipilä's Government made the following promises. To what extent have these been fulfilled? Enabling the introduction of tuition fees for students coming from outside the EU or the EEA [P19_2]	198
Before the parliamentary elections in 2015, the parties in PM Sipilä's Government made the following promises. In your opinion, to what extent have these promises been fulfilled? Implementing a tax deduction for entrepreneurs [P19_3]	199
Before the elections in 2015, the parties in PM Sipilä's Government made the following promises. To what extent have these been fulfilled? Abolition of the 'labour availability consideration' for employees arriving from outside the EEA [P19_4]	199
In your opinion, to what extent have these promises been fulfilled? Implementing a public health care model based on freedom of choice where compensation is paid to the service provider the client chooses [P19_5]	200
Before the parliamentary elections in 2015, the parties in PM Sipilä's Government made the following promises. To what extent have these promises been fulfilled? Criminalisation of travelling with intent to commit a terrorist offence [P19_6]	200
Before the parliamentary elections in 2015, the parties in PM Sipilä's Government made the following promises. In your opinion, to what extent have these promises been fulfilled? Reintroducing the use of landmines in national defence [P19_7]	201
Before the parliamentary elections in 2015, the parties in PM Sipilä's Government made the following promises. To what extent have these been fulfilled? Extending the length of the employee probationary period to six months at most [P19_8]	201
If you think back to the past two years (24 months), are the following things currently better, worse or the same as before? State of the economy in Finland [P20_1]	202
If you think back to the past two years (24 months), are the following things currently better, worse or the same as before? Your own or your family's financial situation [P20_2]	202
If you think back to the past two years (24 months), are the following things currently better, worse or the same as before? Employment situation in Finland [P20_3]	203

If you think back to the past two years (24 months), are the following things currently better, worse or the same as before? Your own or your family's employment situation [P20_4] ...	203
And what about two years (24 months) from now, do you think the following things will be better, worse or the same as they are now? State of the economy in Finland [P21_1]	204
And what about two years (24 months) from now, do you think the following things will be better, worse or the same as they are now? Your own or your family's financial situation [P21_2]	204
And what about two years (24 months) from now, do you think the following things will be better, worse or the same as they are now? Employment situation in Finland [P21_3]	205
And what about two years (24 months) from now, do you think the following things will be better, worse or the same as they are now? Your own or your family's employment situation [P21_4]	205
How satisfied or dissatisfied are you with your financial situation? [P22]	205
And how satisfied or dissatisfied are you with your life in general? [P23]	206
Which of the following groups would you say you belong to? (choose only one) [P24] ...	206
Which of the following groups would you say you belong to? (choose only one) [P25] ...	207
How well do the following personality traits describe you? Consider both personality traits in the pair when responding. Extraverted, enthusiastic [P26_1]	207
How well do the following personality traits describe you? Consider both personality traits in the pair when responding. Critical, quarrelsome [P26_2]	208
How well do the following personality traits describe you? Consider both personality traits in the pair when responding. Dependable, self-disciplined [P26_3]	208
How well do the following personality traits describe you? Consider both personality traits in the pair when responding. Anxious, easily upset [P26_4]	209
How well do the following personality traits describe you? Consider both personality traits in the pair when responding. Open to new experiences, complex [P26_5]	209
How well do the following personality traits describe you? Consider both personality traits in the pair when responding. Reserved, quiet [P26_6]	210
How well do the following personality traits describe you? Consider both personality traits in the pair when responding. Sympathetic, warm [P26_7]	210
How well do the following personality traits describe you? Consider both personality traits in the pair when responding. Disorganized, careless [P26_8]	211
How well do the following personality traits describe you? Consider both personality traits in the pair when responding. Calm, emotionally stable [P26_9]	211
How well do the following personality traits describe you? Consider both personality traits in the pair when responding. Conventional, uncreative [P26_10]	212
Weight variable (language/party choice/gender/age/constituency) [PAINO]	212
Second data collection round to reach quotas [PAIKKAUS]	213
Second data collection round conducted [PAIKATTU]	213

The respondent's electoral district [VAALIP]	214
The respondent's NUTS3 region of residence (created at FSD) [MAAKUNTA]	214
Duration of completing the questionnaire (in seconds) [KESTO]	215
Updated weight variable, main questionnaire [WEIGHTS]	215
Responded to self-administered questionnaire [ANS_PV]	216
Updated weight variable, self-administered questionnaire [PVWEIGHT]	216

3.2 Variables in alphabetical order

And how satisfied or dissatisfied are you with your life in general?	206
And in your opinion, how did the policy objectives of the parties differ before the elections? Evaluate each political issue based on how easy or hard detecting the differences between parties was for you: Care of the elderly	131
And in your opinion, how did the policy objectives of the parties differ before the elections? Evaluate each political issue based on how easy or hard detecting the differences between parties was for you: Education	133
And in your opinion, how did the policy objectives of the parties differ before the elections? Evaluate each political issue based on how easy or hard detecting the differences between parties was for you: Employment	129
And in your opinion, how did the policy objectives of the parties differ before the elections? Evaluate each political issue based on how easy or hard detecting the differences between parties was for you: Immigration and immigrants	133
And in your opinion, how did the policy objectives of the parties differ before the elections? Evaluate each political issue based on how easy or hard detecting the differences between parties was for you: Minority rights	134
And in your opinion, how did the policy objectives of the parties differ before the elections? Evaluate each political issue based on how easy or hard detecting the differences between parties was for you: Taxation	129
And in your opinion, how did the policy objectives of the parties differ before the elections? Evaluate each political issue based on how easy or hard detecting the differences was for you: Business operating conditions	130
And in your opinion, how did the policy objectives of the parties differ before the elections? Evaluate each political issue based on how easy or hard detecting the differences was for you: Environment and controlling climate change	130
And in your opinion, how did the policy objectives of the parties differ before the elections? Evaluate each political issue based on how easy or hard detecting the differences was for you: Social and health care services	131
And in your opinion, how did the policy objectives of the parties differ before the elections? Evaluate each political issue based on how easy or hard detecting the differences was for you: Young people and families with children	132
And what about two years (24 months) from now, do you think the following things will be better, worse or the same as they are now? Employment situation in Finland	205
And what about two years (24 months) from now, do you think the following things will be better, worse or the same as they are now? State of the economy in Finland	204
And what about two years (24 months) from now, do you think the following things will be better, worse or the same as they are now? Your own or your family's employment situation	205
And what about two years (24 months) from now, do you think the following things will be better, worse or the same as they are now? Your own or your family's financial situation ..	204
Apart from weddings, funerals etc., how often do you go to church?	122

Are you a member of any political party?	25
Before the elections in 2015, the parties in PM Sipilä's Government made the following promises. To what extent have these been fulfilled? Abolition of the 'labour availability consideration' for employees arriving from outside the EEA	199
Before the elections in 2015, the parties in PM Sipilä's Government made the following promises. To what extent have these been fulfilled? Enabling the introduction of tuition fees for students coming from outside the EU or the EEA	198
Before the parliamentary elections in 2015, the parties in PM Sipilä's Government made the following promises. In your opinion, to what extent have these promises been fulfilled? Implementing a tax deduction for entrepreneurs	199
Before the parliamentary elections in 2015, the parties in PM Sipilä's Government made the following promises. In your opinion, to what extent have these promises been fulfilled? Reintroducing the use of landmines in national defence	201
Before the parliamentary elections in 2015, the parties in PM Sipilä's Government made the following promises. To what extent have these been fulfilled? Extending the length of the employee probationary period to six months at most	201
Before the parliamentary elections in 2015, the parties in PM Sipilä's Government made the following promises. To what extent have these promises been fulfilled? Criminalisation of travelling with intent to commit a terrorist offence	200
Before the parliamentary elections in 2015, the parties in PM Sipilä's Government made the following promises. To what extent have these promises been fulfilled? Preventing the raise of the total tax rate during the parliamentary term	198
Date of the interview: month (1-12)	9
Date of the interview: weekday	9
Did you consider voting for a candidate of any other party or group?	59
Did you live in your present electoral district at the time of the previous parliamentary elections of 2015?	126
Did you vote for a candidate who is of the same gender as you?	101
Did you vote for the same candidate as in the previous parliamentary elections?	102
Did you vote four years ago, in the 2015 parliamentary elections?	61
Do you belong to a church or other religious community?	123
Do you belong to any trade union or professional association and if yes, how actively do you participate in its activities?	117
Do you consider yourself a member of an ethnic minority in Finland?	125
Do you consider yourself a member of an ethnic minority in Finland? Which minority? (open-ended)	125
Do you feel you are a little closer to one of the political parties than the others?	54
Do you live... ..	126
Do you usually think of yourself as close to any particular party?	54

Does any of the parties in Finland represent your views reasonably well? Some other party or group, please specify (open-ended)	54
Does any of the parties in Finland represent your views reasonably well? Which party?	53
Duration of completing the questionnaire (in seconds)	215
During the election campaigning, people can get relevant information for their voting choice from a variety of sources. To what extent did you get relevant information from the following sources? Candidate selector(s)	161
During the election campaigning, people can get relevant information for their voting choice from a variety of sources. To what extent did you get relevant information from the following sources? Colleagues or fellow students	156
During the election campaigning, people can get relevant information for their voting choice from a variety of sources. To what extent did you get relevant information from the following sources? Election programmes of parties	161
During the election campaigning, people can get relevant information for their voting choice from a variety of sources. To what extent did you get relevant information from the following sources? Family members, parents or relatives	155
During the election campaigning, people can get relevant information for their voting choice from a variety of sources. To what extent did you get relevant information from the following sources? Newspaper or online paper/magazine	157
During the election campaigning, people can get relevant information for their voting choice from a variety of sources. To what extent did you get relevant information from the following sources? Other friends or acquaintances	156
During the election campaigning, people can get relevant information for their voting choice from a variety of sources. To what extent did you get relevant information from the following sources? Other social media	159
During the election campaigning, people can get relevant information for their voting choice from a variety of sources. To what extent did you get relevant information from the following sources? Other websites	160
During the election campaigning, people can get relevant information for their voting choice from a variety of sources. To what extent did you get relevant information from the following sources? Radio	158
During the election campaigning, people can get relevant information for their voting choice from a variety of sources. To what extent did you get relevant information from the following sources? Social media of parties or candidates	159
During the election campaigning, people can get relevant information for their voting choice from a variety of sources. To what extent did you get relevant information from the following sources? Television	157
During the election campaigning, people can get relevant information for their voting choice from a variety of sources. To what extent did you get relevant information from the following sources? Websites of parties or candidates	158
During the election campaigning, people can get relevant information for their voting choice from a variety of sources. To what extent did you get relevant information from the following	

sources? Websites of the media	160
(FILTER) Does any of the parties in Finland represent your views reasonably well?	53
For your voting choice, which was ultimately the more important, the party or the candidate?	83
FSD case id	8
FSD edition number	7
FSD study number	7
Generally, that is, not only during elections, how often do you discuss political and social issues with people?	17
Have you been unemployed in the past 12 months?	127
Have you been unemployed in the past 12 months? If yes, for how many months approximately in total? (open-ended)	127
Have you signed any state-level citizens' initiatives?	24
Here is the list of candidates from your electoral district. Would you be willing to tell who you voted for in the parliamentary elections? Responding is completely voluntary and confidential.	100
How closely do you follow politics on TV, radio, newspapers or the Internet?	43
How easy or difficult was it for you to choose the party or group whose candidate you voted for?	59
How easy or difficult was it for you to find a suitable candidate?	59
How good or bad a job do you think the Government led by Prime Minister Sipilä did over the past four years?	53
How important do you think the following is for being truly Finnish? To be able to speak one of Finland's national languages (Finnish or Swedish)	51
How important do you think the following is for being truly Finnish? To follow Finnish customs and traditions	51
How important do you think the following is for being truly Finnish? To have been born in Finland	50
How important do you think the following is for being truly Finnish? To have grandparents who have been born in Finland	50
How interested are you in politics?	10
How many other than work- or profession-related associations do you belong to as a paying member?	118
How many people live in your household? In total: (people)	121
How much attention did you pay to media coverage of the parliamentary elections: Blogs ..	15
How much attention did you pay to media coverage of the parliamentary elections: Candidate selectors on the Internet	15
How much attention did you pay to media coverage of the parliamentary elections: News broad-	

3. Indexes

casts on the Internet or social media	13
How much attention did you pay to media coverage of the parliamentary elections: Newspaper articles, columns or letters to the editor	12
How much attention did you pay to media coverage of the parliamentary elections: Other online news covering elections, e.g. newspaper websites	14
How much attention did you pay to media coverage of the parliamentary elections: Radio programmes	12
How much attention did you pay to media coverage of the parliamentary elections: Social media, e.g. Facebook, Twitter or Instagram	15
How much attention did you pay to media coverage of the parliamentary elections: Television debates and party leader interviews	11
How much attention did you pay to media coverage of the parliamentary elections: Television entertainment programmes featuring politicians	11
How much attention did you pay to media coverage of the parliamentary elections: Television news and current affairs programmes	11
How much attention did you pay to media coverage of the parliamentary elections: Television, radio, newspaper and Internet advertising	13
How much attention did you pay to media coverage of the parliamentary elections: Videos of the candidates or political parties on the Internet, e.g. YouTube	16
How much attention did you pay to media coverage of the parliamentary elections: Websites of the candidates and political parties	14
How much time did you spend making your final voting decision? Estimate the time spent separately for your choice of party and candidate. Considered candidate for (time spent in total):	162
How much time did you spend making your final voting decision? Estimate the time spent separately for your choice of party and candidate. Considered party for (time spent in total):	162
How much time do you spend watching television news or politics-related and current affairs programmes on ordinary weekdays?	175
How often do you use social media (e.g. Instagram, Facebook, Twitter, Snapchat)?	176
How often do you use the Internet?	16
How often do you watch television broadcasts on TV or on the Internet/social media?	175
How religious would you say you are?	123
How satisfied are you with the way democracy works in Finland?	83
How satisfied or dissatisfied are you with your financial situation?	205
How stable is your political party identification?	17
How well do the following personality traits describe you? Consider both personality traits in the pair when responding. Anxious, easily upset	209
How well do the following personality traits describe you? Consider both personality traits in	

the pair when responding. Calm, emotionally stable	211
How well do the following personality traits describe you? Consider both personality traits in the pair when responding. Conventional, uncreative	212
How well do the following personality traits describe you? Consider both personality traits in the pair when responding. Critical, quarrelsome	208
How well do the following personality traits describe you? Consider both personality traits in the pair when responding. Dependable, self-disciplined	208
How well do the following personality traits describe you? Consider both personality traits in the pair when responding. Disorganized, careless	211
How well do the following personality traits describe you? Consider both personality traits in the pair when responding. Extraverted, enthusiastic	207
How well do the following personality traits describe you? Consider both personality traits in the pair when responding. Open to new experiences, complex	209
How well do the following personality traits describe you? Consider both personality traits in the pair when responding. Reserved, quiet	210
How well do the following personality traits describe you? Consider both personality traits in the pair when responding. Sympathetic, warm	210
How widespread do you think corruption, such as bribe taking, is among politicians in Finland? 52	
How would you describe your health in general?	116
Identification number	8
If it were possible to have a say through the Internet in issues that the Parliament is handling each week, what would you do? (choose only one option)	189
(IF Q12LHA = 5) How self-evident was it for you not to vote?	57
(IF Q12LHA = 5) If you had voted, the candidate of which party or group would you have voted for? MENTION ONLY ONE	57
(IF Q12LHA = 5) If you had voted, the candidate of which party or group would you have voted for? Some other party or group, please specify (open-ended)	58
(IF Q22A = YES) Do you feel you are a little closer to one of the political parties than the others? Which party do you feel closest to? MENTION ONLY ONE	55
(IF Q22A = YES) Do you feel you are a little closer to one of the political parties than the others? Which party do you feel closest to? Some other party or group, please specify (open-ended)	55
(IF RESPONDED TO Q22A) Do you feel very close to this party, fairly close, or not very close?	56
(IF VOTED) The candidate of which party or group did you vote for in these parliamentary elections?	58
(IF VOTED) The candidate of which party or group did you vote for in these parliamentary elections? Some other party or group, please specify (open-ended)	58

If you are in paid employment, which sector do you work in?	120
If you think back to the past two years (24 months), are the following things currently better, worse or the same as before? Employment situation in Finland	203
If you think back to the past two years (24 months), are the following things currently better, worse or the same as before? State of the economy in Finland	202
If you think back to the past two years (24 months), are the following things currently better, worse or the same as before? Your own or your family's employment situation	203
If you think back to the past two years (24 months), are the following things currently better, worse or the same as before? Your own or your family's financial situation	202
If your candidate had been running for any of the other parties, would you still have voted for him/her?	100
In politics people sometimes talk of left and right. Where would you place the following parties on a scale 0-10 where 0 means the left and 10 means the right? Blue Reform (SIN)	81
In politics people sometimes talk of left and right. Where would you place the following parties on a scale 0-10 where 0 means the left and 10 means the right? Centre Party of Finland (KESK)	78
In politics people sometimes talk of left and right. Where would you place the following parties on a scale 0-10 where 0 means the left and 10 means the right? Christian Democrats in Finland (KD)	81
In politics people sometimes talk of left and right. Where would you place the following parties on a scale 0-10 where 0 means the left and 10 means the right? Finnish Social Democratic Party (SDP)	75
In politics people sometimes talk of left and right. Where would you place the following parties on a scale 0-10 where 0 means the left and 10 means the right? Green League (VIHR)	78
In politics people sometimes talk of left and right. Where would you place the following parties on a scale 0-10 where 0 means the left and 10 means the right? Left Alliance (VAS)	79
In politics people sometimes talk of left and right. Where would you place the following parties on a scale 0-10 where 0 means the left and 10 means the right? National Coalition Party (KOK)	76
In politics people sometimes talk of left and right. Where would you place the following parties on a scale 0-10 where 0 means the left and 10 means the right? Swedish People's Party in Finland (RKP)	80
In politics people sometimes talk of left and right. Where would you place the following parties on a scale 0-10 where 0 means the left and 10 means the right? True Finns (PS)	77
In the following, some propositions relating to the future direction of Finland are listed. What is your opinion on these propositions? Finland that has a lower taxation level	37
In the following, some propositions relating to the future direction of Finland are listed. What is your opinion on these propositions? Finland that has a smaller public sector	36
In the following, some propositions relating to the future direction of Finland are listed. What is your opinion on these propositions? Finland that has fewer municipalities than it has at the moment	42

In the following, some propositions relating to the future direction of Finland are listed. What is your opinion on these propositions? Finland that has more entrepreneurship and market economy	32
In the following, some propositions relating to the future direction of Finland are listed. What is your opinion on these propositions? Finland that has more immigration	39
In the following, some propositions relating to the future direction of Finland are listed. What is your opinion on these propositions? Finland that has smaller income disparities	40
In the following, some propositions relating to the future direction of Finland are listed. What is your opinion on these propositions? Finland that has two strong national languages: Finnish and Swedish	37
In the following, some propositions relating to the future direction of Finland are listed. What is your opinion on these propositions? Finland that is less committed/attached to the European Union	40
In the following, some propositions relating to the future direction of Finland are listed. What is your opinion on these propositions? Finland where Christian values have a greater role ..	33
In the following, some propositions relating to the future direction of Finland are listed. What is your opinion on these propositions? Finland where more energy is produced with nuclear power	41
In the following, some propositions relating to the future direction of Finland are listed. What is your opinion on these propositions? Finland where the rights of sexual minorities are strengthened	36
In the following, some propositions relating to the future direction of Finland are listed. What is your opinion on these propositions? Finland where the special status of Swedish-speaking Finns is acknowledged	34
In the following, some propositions relating to the future direction of Finland are listed. What is your opinion on these propositions? Finland where the status of traditional nuclear families is reinforced	39
In the following, some propositions relating to the future direction of Finland are listed. What is your opinion on these propositions? Finland where there are smaller differences in regional development	34
In the following, some propositions relating to the future direction of Finland are listed. What is your opinion on these propositions? Finland where there is better equality between men and women	35
In the following, some propositions relating to the future direction of Finland are listed. What is your opinion on these propositions? Finland with more law and order	38
In the following, some propositions relating to the future direction of Finland are listed. What is your opinion on these propositions? More eco-friendly Finland, even if it meant low economic growth or no growth at all	42
In the following, some propositions relating to the future direction of Finland are listed. What is your opinion on these propositions? Multicultural Finland where foreigners with different religions and lifestyles are accepted	32
In what way was the candidate you voted for known to you?	102

3. Indexes

In your opinion, do the following characteristics better describe male or female politicians? Ambitious	192
In your opinion, do the following characteristics better describe male or female politicians? Determined	193
In your opinion, do the following characteristics better describe male or female politicians? Striving for mutual understanding	192
In your opinion, do the following characteristics better describe male or female politicians? Sympathetic	193
In your opinion, how did the policy objectives of parties differ from each other in the recent parliamentary elections? Was detecting the differences easy or hard for you:	128
In your opinion, how has the state of economy in Finland changed over the past twelve months? 18	
In your opinion, how well did the Government led by Prime Minister Juha Sipilä handle the following issues over the past four years? Business operating conditions	135
In your opinion, how well did the Government led by Prime Minister Juha Sipilä handle the following issues over the past four years? Care of the elderly	136
In your opinion, how well did the Government led by Prime Minister Juha Sipilä handle the following issues over the past four years? Education	138
In your opinion, how well did the Government led by Prime Minister Juha Sipilä handle the following issues over the past four years? Employment	134
In your opinion, how well did the Government led by Prime Minister Juha Sipilä handle the following issues over the past four years? Environment and controlling climate change ...	136
In your opinion, how well did the Government led by Prime Minister Juha Sipilä handle the following issues over the past four years? Immigration and immigrants	138
In your opinion, how well did the Government led by Prime Minister Juha Sipilä handle the following issues over the past four years? Minority rights	139
In your opinion, how well did the Government led by Prime Minister Juha Sipilä handle the following issues over the past four years? Social and health care services	137
In your opinion, how well did the Government led by Prime Minister Juha Sipilä handle the following issues over the past four years? Taxation	135
In your opinion, how well did the Government led by Prime Minister Juha Sipilä handle the following issues over the past four years? Young people and families with children	137
In your opinion, is a male or a female politician better able to work in the following policy sectors? Defence and security policy	189
In your opinion, is a male or a female politician better able to work in the following policy sectors? Economic policy	190
In your opinion, is a male or a female politician better able to work in the following policy sectors? Equality policy	191
In your opinion, is a male or a female politician better able to work in the following policy sectors? Immigration and asylum policy	191

In your opinion, is a male or a female politician better able to work in the following policy sectors? Social policy	190
In your opinion, to what extent did the parties in PM Sipilä's Government keep their election promises during the parliamentary term 2015-2019? Respond on a scale 0-10 where 0 means 'not at all' and 10 means 'completely'.	197
In your opinion, to what extent have these promises been fulfilled? Implementing a public health care model based on freedom of choice where compensation is paid to the service provider the client chooses	200
Interview language (questionnaire language)	10
Interviewer gender	9
Interviewer id (for individual interviewers)	8
Language	128
Mother tongue	124
Nowadays many people do not vote in elections for one reason or the other. Did you vote or not in these parliamentary elections?	56
Out of them, how many are children aged 6 or younger?	122
Out of them, how many are children/young people aged 7-17?	122
People come across different political opinions, news and other information on the Internet. How often do you encounter content on the Internet that: Does not match your political opinions	186
People come across different political opinions, news and other information on the Internet. How often do you encounter content on the Internet that: Is critical towards parties or candidates you do not support	188
People come across different political opinions, news and other information on the Internet. How often do you encounter content on the Internet that: Is critical towards parties or candidates you support	187
People come across different political opinions, news and other information on the Internet. How often do you encounter content on the Internet that: Is favourable towards parties or candidates you do not support	188
People come across different political opinions, news and other information on the Internet. How often do you encounter content on the Internet that: Is favourable towards parties or candidates you support	187
People come across different political opinions, news and other information on the Internet. How often do you encounter content on the Internet that: Matches your political opinions .	186
People have different views on who a member of parliament should primarily represent. What do you personally think? Number the response options in order of importance. FIFTH MOST IMPORTANT	31
People have different views on who a member of parliament should primarily represent. What do you personally think? Number the response options in order of importance. FOURTH MOST IMPORTANT	31

People have different views on who a member of parliament should primarily represent. What do you personally think? Number the response options in order of importance. SECOND MOST IMPORTANT	30
People have different views on who a member of parliament should primarily represent. What do you personally think? Number the response options in order of importance. THE MOST IMPORTANT	29
People have different views on who a member of parliament should primarily represent. What do you personally think? Number the response options in order of importance. THIRD MOST IMPORTANT	30
Responded to self-administered questionnaire	216
Second data collection round conducted	213
Second data collection round to reach quotas	213
Self-administered questionnaire number marked by interviewer	128
Some people say that it doesn't make any difference who is in power. Others say that it makes a big difference who is in power. Using the scale presented, what would you say?	62
Some people say that no matter who people vote for, it won't make any difference to what happens. Others say that who people vote for can make a big difference to what happens. Using the scale presented, what would you say?	62
The candidate of which political party or group did you vote for?	61
The candidate of which political party or group did you vote for? Some other party or group, please specify (open-ended)	62
The occupational group you feel you mainly belong to?	119
The respondent's electoral district	214
The respondent's NUTS3 region of residence (created at FSD)	214
Thinking of Finnish political parties, to what extent do you agree or disagree? Grassroot party members are able to influence party decisions to a sufficient degree in local and district organisations and party conferences	195
Thinking of Finnish political parties, to what extent do you agree or disagree? If the politics of a party are good, it does not matter even if the grassroot members did not have any part in shaping them	196
Thinking of Finnish political parties, to what extent do you agree or disagree? Power is too concentrated in the hands of the leading figures of parties (party chairs, leaders of parliamentary groups, ministers etc.)	194
Thinking of Finnish political parties, to what extent do you agree or disagree with the following statements? Backbencher MPs are 'rubber stamps' to party leaders and do not have any actual power to make decisions	195
Thinking of Finnish political parties, to what extent do you agree or disagree with the following statements? I would trust parties more if they listened to their members more	196
Thinking of Finnish political parties, to what extent do you agree or disagree with the following statements? Party leaders should be elected in elections where all members of the party are	

eligible to vote	194
To what extent did the following influence your choice of candidate? Internet or social media presence of the candidate or his/her political party	98
To what extent did the following influence your choice of candidate? My family member(s) voted for the candidate	99
To what extent did the following influence your choice of candidate? My friend(s) voted for the candidate	99
To what extent did the following influence your choice of candidate? Openness/transparency of the candidate's campaign funding	97
To what extent did the following influence your choice of candidate? The candidate is a well-known public figure	95
To what extent did the following influence your choice of candidate? The candidate's ability to manage things	93
To what extent did the following influence your choice of candidate? The candidate's age ..	90
To what extent did the following influence your choice of candidate? The candidate's answers in candidate selectors on the Internet	98
To what extent did the following influence your choice of candidate? The candidate's appearance and style	94
To what extent did the following influence your choice of candidate? The candidate's chances of winning a seat to parliament	97
To what extent did the following influence your choice of candidate? The candidate's education	91
To what extent did the following influence your choice of candidate? The candidate's gender	91
To what extent did the following influence your choice of candidate? The candidate's party affiliation	96
To what extent did the following influence your choice of candidate? The candidate's place of residence	92
To what extent did the following influence your choice of candidate? The candidate's prior experience in politics	92
To what extent did the following influence your choice of candidate? The candidate's public speaking and presentation skills	94
To what extent did the following influence your choice of candidate? The candidate's reliability	93
To what extent did the following influence your choice of candidate? The candidate's selection campaign and election advertising	96
To what extent did the following influence your choice of candidate? The candidate's views on different issues	95
To what extent did the following influence your choice of party in these parliamentary elections? Desire to influence which parties will be in the coalition government	88

To what extent did the following influence your choice of party in these parliamentary elections? In my opinion, the leader of the party was the best candidate to become prime minister	87
To what extent did the following influence your choice of party in these parliamentary elections? My family member(s) voted for the party	88
To what extent did the following influence your choice of party in these parliamentary elections? My friend(s) voted for the party	89
To what extent did the following influence your choice of party in these parliamentary elections? Performance of the party during the past parliamentary term	86
To what extent did the following influence your choice of party in these parliamentary elections? Performance of the party's representatives in election programmes on television	83
To what extent did the following influence your choice of party in these parliamentary elections? Recommendations provided by candidate selector(s)	89
To what extent did the following influence your choice of party in these parliamentary elections? The party generally keeps their election promises	90
To what extent did the following influence your choice of party in these parliamentary elections? The party has a good leader	84
To what extent did the following influence your choice of party in these parliamentary elections? The party has competent people to conduct Finnish politics	86
To what extent did the following influence your choice of party in these parliamentary elections? The party has good policy on many current issues	85
To what extent did the following influence your choice of party in these parliamentary elections? The party looks after the interests of the occupational group I belong to	84
To what extent did the following influence your choice of party in these parliamentary elections? The party's successful election campaign	87
To what extent did the following influence your choice of party in these parliamentary elections? Values of the party	85
To what extent do you agree or disagree? The government should take measures to reduce differences in income levels	52
To what extent do you agree or disagree with the following statements? By voting, ordinary people can influence political decision-making	25
To what extent do you agree or disagree with the following statements? Democracy may have its problems but it is better than any other form of government	19
To what extent do you agree or disagree with the following statements? Even though voters vote for a party in elections in many other countries, it is important to me to be able to vote for a candidate in parliamentary elections	23
To what extent do you agree or disagree with the following statements? Finland's culture is generally harmed by immigrants	49
To what extent do you agree or disagree with the following statements? Finnish members of parliament are competent in their work	28
To what extent do you agree or disagree with the following statements? Having a strong leader	

in government is good for Finland even if the leader bends the rules to get things done	46
To what extent do you agree or disagree with the following statements? I avoid people whose values, attitudes or opinions differ from my own	20
To what extent do you agree or disagree with the following statements? I feel I understand the most important political issues in Finland	43
To what extent do you agree or disagree with the following statements? I have no say in what the Government and Parliament decide	26
To what extent do you agree or disagree with the following statements? I think voting is a civic duty	21
To what extent do you agree or disagree with the following statements? I trust in my ability to participate in politics	28
To what extent do you agree or disagree with the following statements? If a voter so wished, he/she should be able to vote in parliamentary elections merely for a party without having to choose a candidate	21
To what extent do you agree or disagree with the following statements? Immigrants are generally good for Finland's economy	48
To what extent do you agree or disagree with the following statements? Immigrants increase crime rates in Finland	49
To what extent do you agree or disagree with the following statements? Important national issues should more often be decided by a referendum	19
To what extent do you agree or disagree with the following statements? It doesn't really matter which parties form the Government, policy decisions will be the same	23
To what extent do you agree or disagree with the following statements? Making compromises in politics is really just selling out on one's principles	44
To what extent do you agree or disagree with the following statements? Minorities should adapt to the Finnish customs and traditions	47
To what extent do you agree or disagree with the following statements? Most politicians are trustworthy	45
To what extent do you agree or disagree with the following statements? Most politicians care only about the interests of the rich and powerful	47
To what extent do you agree or disagree with the following statements? Most politicians do not care about the people	44
To what extent do you agree or disagree with the following statements? One can never trust the pre-election promises of any party	29
To what extent do you agree or disagree with the following statements? Parties should announce clearly during the election campaign which parties they are willing to form a coalition government with	22
To what extent do you agree or disagree with the following statements? Political decision-makers take citizens' views into consideration when making decisions	28
To what extent do you agree or disagree with the following statements? Political parties are only	

3. Indexes

interested in people's votes, not in their opinions	27
To what extent do you agree or disagree with the following statements? Politicians are the main problem in Finland	45
To what extent do you agree or disagree with the following statements? Sometimes politics seems so complicated that I cannot quite understand what is going on	27
To what extent do you agree or disagree with the following statements? The people, and not politicians, should make our most important policy decisions	46
To what extent do you agree or disagree with the following statements? The state-level citizens' initiative has promoted the performance of democracy in Finland	24
To what extent do you agree or disagree with the following statements? The will of the majority should always prevail, even over the rights of minorities	48
To what extent do you agree or disagree with the following statements? Things would be better in Finland if independent experts made the decisions instead of politicians and citizens	22
To what extent do you agree or disagree with the following statements? Those elected to parliament soon lose touch with the problems of ordinary people	26
To what extent do you agree or disagree with the following statements? To complement representative democracy, public debates on policy issues should be organised for ordinary citizens	20
To what extent do you agree with the following statements about current political issues? Alcohol legislation in Finland is too strict	152
To what extent do you agree with the following statements about current political issues? All in all, EU membership has been a good thing for Finland	144
To what extent do you agree with the following statements about current political issues? Begging should be forbidden	152
To what extent do you agree with the following statements about current political issues? Cuts to public services are needed to balance the Finnish economy	151
To what extent do you agree with the following statements about current political issues? Efforts should be made to keep all of Finland populated, regardless of the costs	148
To what extent do you agree with the following statements about current political issues? Finland is too eager to meet the EU's environment and climate goals	149
To what extent do you agree with the following statements about current political issues? Finland must maintain compulsory military service	154
To what extent do you agree with the following statements about current political issues? Finland should join NATO	147
To what extent do you agree with the following statements about current political issues? Finland should leave the EU	145
To what extent do you agree with the following statements about current political issues? Finland should reinforce Nordic co-operation	144
To what extent do you agree with the following statements about current political issues? Finland should take a considerably more active role in mitigating climate change	155

To what extent do you agree with the following statements about current political issues? Finns must remain longer in the working life than they do now	153
To what extent do you agree with the following statements about current political issues? It is safe to live in Finland	154
To what extent do you agree with the following statements about current political issues? Most people have enough sense to tell whether the government is doing a good job	146
To what extent do you agree with the following statements about current political issues? Russia poses a political and security threat to Finland	147
To what extent do you agree with the following statements about current political issues? Same-sex couples' right to adopt is a good thing	150
To what extent do you agree with the following statements about current political issues? Same-sex couples' right to marry is a good thing	150
To what extent do you agree with the following statements about current political issues? Studying Swedish at school should be voluntary	153
To what extent do you agree with the following statements about current political issues? The centralisation of social and health services into larger responsible units, the so-called SOTE reform, is a good thing	151
To what extent do you agree with the following statements about current political issues? The government should primarily look after the welfare of native Finns	148
To what extent do you agree with the following statements about current political issues? The problem with democracy is that most people do not really know what is best for them	145
To what extent do you agree with the following statements about current political issues? Wages and terms of employment should be agreed on locally without central organisations	149
To what extent do you agree with the following statements about current political issues? What Finland needs are strong leaders who can restore law and order	146
To what extent do you agree with the following statements considering the 2019 parliamentary elections? Election advertising in the media was impartial	165
To what extent do you agree with the following statements considering the 2019 parliamentary elections? Election committees performed their tasks well	163
To what extent do you agree with the following statements considering the 2019 parliamentary elections? Electoral legislation is unfair to smaller parties	163
To what extent do you agree with the following statements considering the 2019 parliamentary elections? It was easier for wealthier candidates to get elected	165
To what extent do you agree with the following statements considering the 2019 parliamentary elections? The counting of votes went smoothly	166
To what extent do you agree with the following statements considering the 2019 parliamentary elections? The election campaigning of some parties or candidates was systematically disrupted	166
To what extent do you agree with the following statements considering the 2019 parliamentary elections? There was no evidence of electoral fraud in the elections	167

To what extent do you agree with the following statements considering the 2019 parliamentary elections? There was sufficient information from authorities on voting practicalities	164
To what extent do you agree with the following statements considering the 2019 parliamentary elections? Voting had been made easy in terms of practical arrangements	164
To what extent do you trust or mistrust the following? Banks	111
To what extent do you trust or mistrust the following? Major corporations	111
To what extent do you trust or mistrust the following? Political parties	105
To what extent do you trust or mistrust the following? Politicians	106
To what extent do you trust or mistrust the following? Public officials	108
To what extent do you trust or mistrust the following? The European Union	107
To what extent do you trust or mistrust the following? The Evangelical Lutheran Church of Finland	109
To what extent do you trust or mistrust the following? The Government	106
To what extent do you trust or mistrust the following? The judicial system	107
To what extent do you trust or mistrust the following? The media	110
To what extent do you trust or mistrust the following? The Parliament	105
To what extent do you trust or mistrust the following? The police	109
To what extent do you trust or mistrust the following? The President	104
To what extent do you trust or mistrust the following? Trade unions and professional associations	110
To what extent do you trust or mistrust the following? Universities and research institutes .	112
Updated weight variable, main questionnaire	215
Updated weight variable, self-administered questionnaire	216
Using the same [left-right] scale, where would you place yourself?	82
Weight variable (language/party choice/gender/age/constituency)	212
Were both your parents or one parent born outside of Finland?	125
What do you think about the following political parties on a scale 0-10, where 0 means 'strongly dislike' and 10 means 'strongly like'? Blue Reform (SIN)	69
What do you think about the following political parties on a scale 0-10, where 0 means 'strongly dislike' and 10 means 'strongly like'? Centre Party of Finland (KESK)	65
What do you think about the following political parties on a scale 0-10, where 0 means 'strongly dislike' and 10 means 'strongly like'? Christian Democrats in Finland (KD)	68
What do you think about the following political parties on a scale 0-10, where 0 means 'strongly dislike' and 10 means 'strongly like'? Finnish Social Democratic Party (SDP)	63
What do you think about the following political parties on a scale 0-10, where 0 means 'strongly dislike' and 10 means 'strongly like'? Green League (VIHR)	66
What do you think about the following political parties on a scale 0-10, where 0 means 'strongly	

dislike' and 10 means 'strongly like'? Left Alliance (VAS)	66
What do you think about the following political parties on a scale 0-10, where 0 means 'strongly dislike' and 10 means 'strongly like'? National Coalition Party (KOK)	64
What do you think about the following political parties on a scale 0-10, where 0 means 'strongly dislike' and 10 means 'strongly like'? Swedish People's Party in Finland (RKP)	67
What do you think about the following political parties on a scale 0-10, where 0 means 'strongly dislike' and 10 means 'strongly like'? True Finns (PS)	64
What do you think is meant by a parliamentary system of government?	114
What do you think of the party leaders on a scale 0-10, where 0 means 'strongly dislike' and 10 means 'strongly like'? Anna-Maja Henriksson (RKP)	73
What do you think of the party leaders on a scale 0-10, where 0 means 'strongly dislike' and 10 means 'strongly like'? Antti Rinne (SDP)	69
What do you think of the party leaders on a scale 0-10, where 0 means 'strongly dislike' and 10 means 'strongly like'? Juha Sipilä (KESK)	71
What do you think of the party leaders on a scale 0-10, where 0 means 'strongly dislike' and 10 means 'strongly like'? Jussi Halla-aho (PS)	71
What do you think of the party leaders on a scale 0-10, where 0 means 'strongly dislike' and 10 means 'strongly like'? Li Andersson (VAS)	73
What do you think of the party leaders on a scale 0-10, where 0 means 'strongly dislike' and 10 means 'strongly like'? Pekka Haavisto (VIHR)	72
What do you think of the party leaders on a scale 0-10, where 0 means 'strongly dislike' and 10 means 'strongly like'? Petteri Orpo (KOK)	70
What do you think of the party leaders on a scale 0-10, where 0 means 'strongly dislike' and 10 means 'strongly like'? Sampo Terho (SIN)	75
What do you think of the party leaders on a scale 0-10, where 0 means 'strongly dislike' and 10 means 'strongly like'? Sari Essayah (KD)	74
What is the average total annual income of your household before tax (= gross income), including taxable social security benefits? (euros)	120
What is the average total annual income of your household before tax (= gross income), including taxable social security benefits? (euros) (categorised by researcher)	121
What is the highest level of education or degree you have completed?	115
What is your current or latest occupation? Indicate the job title of your main job as specifically as possible. Please respond with your job title, not your degree title. (open-ended question categorised by using ISCO-08)	119
What was the age of the candidate you voted for?	101
What was the unemployment rate in Finland in February 2019 according to Statistics Finland?	113
When did you decide the candidate you voted for?	103
When did you decide the party whose candidate you voted for?	103

Which candidate did you vote for?	100
Which candidate did you vote for? Other, please specify (open-ended)	101
Which language or languages are usually spoken at your home?	124
Which of the following alternatives best describes your childhood home?	18
Which of the following best describes your current situation?	118
Which of the following central organisations does your trade union or professional association belong to?	117
Which of the following forms of electoral disruption did you notice in the 2019 parliamentary elections? Data breaches and different data leaks (e.g. emails)	169
Which of the following forms of electoral disruption did you notice in the 2019 parliamentary elections? Defamation campaigns concerning a candidate	169
Which of the following forms of electoral disruption did you notice in the 2019 parliamentary elections? Disrupting websites and/or social media accounts	168
Which of the following forms of electoral disruption did you notice in the 2019 parliamentary elections? Influencing political views and creating discord in online discussion through, for example, fake social media accounts	168
Which of the following forms of electoral disruption did you notice in the 2019 parliamentary elections? Manipulating audio or visual content, spreading false documents	170
Which of the following forms of electoral disruption did you notice in the 2019 parliamentary elections? Manipulating the election results or large-scale breaching of the secrecy of the ballot	171
Which of the following forms of electoral disruption did you notice in the 2019 parliamentary elections? Publishing fake voting intention polls	169
Which of the following forms of electoral disruption did you notice in the 2019 parliamentary elections? Questioning the reliability of the election results	170
Which of the following forms of electoral disruption did you notice in the 2019 parliamentary elections? Spreading disinformation	167
Which of the following forms of electoral disruption do you think are possible in future elections in Finland? Data breaches and different data leaks (e.g. emails)	172
Which of the following forms of electoral disruption do you think are possible in future elections in Finland? Defamation campaigns concerning a candidate	173
Which of the following forms of electoral disruption do you think are possible in future elections in Finland? Disrupting websites and/or social media accounts	171
Which of the following forms of electoral disruption do you think are possible in future elections in Finland? Manipulating audio or visual content, spreading false documents	173
Which of the following forms of electoral disruption do you think are possible in future elections in Finland? Manipulating the election results or large-scale breaching of the secrecy of the ballot	174
Which of the following forms of electoral disruption do you think are possible in future elections in Finland? Publishing fake voting intention polls	173

Which of the following forms of electoral disruption do you think are possible in future elections in Finland? Questioning the reliability of the election results	174
Which of the following forms of electoral disruption do you think are possible in future elections in Finland? Spreading disinformation	171
Which of the following forms of electoral disruption do you think are possible in future elections? Influencing political views and creating discord in online discussion through, for example, fake social media accounts	172
Which of the following groups would you say you belong to? (choose only one)	206, 207
Which of the following issues interested you the most in the election campaigns in the recent parliamentary elections? Choose the three most important issues. Business operating conditions	140
Which of the following issues interested you the most in the election campaigns in the recent parliamentary elections? Choose the three most important issues. Care of the elderly	141
Which of the following issues interested you the most in the election campaigns in the recent parliamentary elections? Choose the three most important issues. Education	143
Which of the following issues interested you the most in the election campaigns in the recent parliamentary elections? Choose the three most important issues. Employment	139
Which of the following issues interested you the most in the election campaigns in the recent parliamentary elections? Choose the three most important issues. Environment and controlling climate change	141
Which of the following issues interested you the most in the election campaigns in the recent parliamentary elections? Choose the three most important issues. Immigration and immigrants	143
Which of the following issues interested you the most in the election campaigns in the recent parliamentary elections? Choose the three most important issues. Minority rights	143
Which of the following issues interested you the most in the election campaigns in the recent parliamentary elections? Choose the three most important issues. Social and health care services	142
Which of the following issues interested you the most in the election campaigns in the recent parliamentary elections? Choose the three most important issues. Taxation	140
Which of the following issues interested you the most in the election campaigns in the recent parliamentary elections? Choose the three most important issues. Young people and families with children	142
Which of the following parties has the second largest number of seats in the newly elected Parliament?	113
Which of these forms of social participation have you done in the past four years on the Internet or, if you felt an issue was important, which of these might you do? Contact political decision-makers on an important issue	182
Which of these forms of social participation have you done in the past four years on the Internet or, if you felt an issue was important, which of these might you do? Donate money to a political party or candidate	182

Which of these forms of social participation have you done in the past four years on the Internet or, if you felt an issue was important, which of these might you do? Involve myself in the activities of a political party	183
Which of these forms of social participation have you done in the past four years on the Internet or, if you felt an issue was important, which of these might you do? Sign a citizens' initiative	181
Which of these forms of social participation have you done in the past four years on the Internet or which of these might you do? Discuss politics with family or acquaintances through electronic means of communication (e.g. WhatsApp)	184
Which of these forms of social participation have you done in the past four years on the Internet or which of these might you do? Participate in the activities of some other voluntary/civic organisation	183
Which of these forms of social participation have you done in the past four years on the Internet or which of these might you do? Produce political content by publishing a text, photo, audio or video I made that expresses my views	184
Which of these forms of social participation have you done in the past four years on the Internet or which of these might you do? Share texts, photos, videos or other content relating to politics and created by others	185
Which of these forms of social participation have you done in the past four years or, if you felt an issue was important, which of these might you do? Contact political decision-makers on an important issue	177
Which of these forms of social participation have you done in the past four years or, if you felt an issue was important, which of these might you do? Demonstrate civil disobedience by participating in illegal, non-violent activities	181
Which of these forms of social participation have you done in the past four years or, if you felt an issue was important, which of these might you do? Involve myself in the activities of a political party	178
Which of these forms of social participation have you done in the past four years or, if you felt an issue was important, which of these might you do? Join a consumer boycott	180
Which of these forms of social participation have you done in the past four years or, if you felt an issue was important, which of these might you do? Participate in peaceful demonstrations	180
Which of these forms of social participation have you done in the past four years or, if you felt an issue was important, which of these might you do? Participate in the activities of some other voluntary/civic organisation	179
Which of these forms of social participation have you done in the past four years or, if you felt an issue was important, which of these might you do? Sign a citizens' initiative	177
Which of these forms of social participation have you done in the past four years or, if you felt an issue was important, which of these might you do? Sign other petitions	178
Which of these forms of social participation have you done in the past four years or, if you felt an issue was important, which of these might you do? Try to influence political or social issues through my consumer choices	179

Which of these forms of social participation have you done in the past four years or, if you felt an issue was important, which of these might you do? Write a letter to the editor	176
Which of these have you done in the past four years on the Internet or which of these might you do? Participate in political discussion by writing comments on, for example, social media, blogs or elsewhere on the Internet	185
Which party or group? MENTION ONLY ONE	60
Which party or group? Some other party or group, please specify (open-ended)	60
Which social class would you say you belong to?	18
Who is the current President of the European Commission?	114
Who of the following was the Finnish Minister of Finance right before the recent parliamentary elections?	112
Willingness to respond to the self-administered questionnaire?	127
Would you say that people can be trusted or that you can't be too careful in dealing with people? Indicate your opinion on a scale 0-10, where 0 means you can't be too careful about people and 10 means that most people can be trusted.	104
Your gender	115
Your marital status	116
Your municipality of residence (in which you are entitled to vote) (interviewer has the municipality code) (catogorised at FSD)	125
Your year of birth	115

Appendix A

Questionnaire in Finnish

KYSELYLOMAKE: FSD3467 EDUSKUNTAVAALITUTKIMUS 2019

QUESTIONNAIRE: FSD3467 FINNISH NATIONAL ELECTION STUDY 2019

Tämä kyselylomake on osa yllä mainittua Yhteiskuntatieteelliseen tietöarkistoon arkistoitua tutkimusaineistoa.

Kyselylomaketta hyödyntävien tulee viitata siihen asianmukaisesti lähdeviitteellä.

This questionnaire forms a part of the above mentioned dataset, archived at the Finnish Social Science Data Archive.

If the questionnaire is used or referred to in any way, the source must be acknowledged by means of an appropriate bibliographic citation.

Detta frågeformulär utgör en del av den ovannämnda datamängden, arkiverad på Finlands samhällsvetenskapliga dataarkiv.

Om frågeformuläret är utnyttjat eller refererat till måste källan anges i form av bibliografisk referens.

KYSELYLOMAKE: Eduskuntavaalitutkimus 2019

FRÅGEFORMULÄR: Riksdagsvalundersökningen 2019

QUESTIONNAIRE: Finnish National Election Study 2019

EDUSKUNTAVAALITUTKIMUS 2019
RIKSDAGSVALUNDERSÖKNING 2019
Käyntihaastattelu / Besöksintervju

Final version 5.4.2019

HALLINNOLLISET CSES-MUUTTUJAT (A-alkuiset)

A1. Lomakenumero

A2. Haastattelija (yksittäiset haastattelijat identifioiva tunnusnumero)

A3. Haastattelijan sukupuoli

1. Mies
2. Nainen

A4_1. Haastattelukuukausi (1–12)

A4_2. Haastattelupäivä (1–31)

A5. Alkuperäiset painomuuttujat

A6. Haastattelukieli (lomakekieli)

1. Suomi
2. Ruotsi

SISÄLTÖMUUTTUJAT

Q01. Kuinka kiinnostunut olet politiikasta?

1. Hyvin kiinnostunut
2. Jonkin verran kiinnostunut
3. Vain vähän kiinnostunut
4. En lainkaan kiinnostunut
96. En osaa sanoa (spontaani)

K1. Kuinka paljon seurasit eduskuntavaaleja eri tiedotusvälineistä?

1. Hyvin paljon
2. Melko paljon
3. Vain vähän
4. En lainkaan
96. En osaa sanoa (spontaani)

K1_1 TV:n vaalikeskustelut ja puoluejohtajien haastattelut

K1_2 TV-uutiset ja ajankohtaisohjelmat televisiossa

K1_3 TV:n viihdeohjelmat, joissa poliitikkoja oli mukana

K1_4 Radio-ohjelmat

K1_5 Sanomalehtien uutiset, kolumnit tai yleisönosastokirjoitukset

K1_6 Vaalimainonta televisiossa, radiossa, sanomalehdissä ja internetissä

K1_7 Uutislähettykset internetissä tai sosiaalisessa mediassa

K1_8 Muu vaaleja koskeva uutisointi internetissä

K1_9 Ehdokkaiden ja puolueiden kotisivut internetissä

K1_10 Blogit

K1_11 Internetin vaalikoneet

K1_12 Sosiaalinen media, esim. Facebook, Twitter tai Instagram

K1_13 Ehdokkaita tai puolueita koskevat videot internetissä, esim. YouTube

K2. Kuinka usein käytät internetiä?

1. Päivittäin, yli 4 tuntia
2. Päivittäin, alle 4 tuntia
3. Muutamia kertoja viikossa
4. Harvemmin
5. En lainkaan
96. En osaa sanoa (spontaani)

K3. Jos ei ajatella pelkästään vaalien läheisiä aikoja, kuinka usein yleensä keskustelet politiikasta ja yhteiskunnallisista kysymyksistä muiden ihmisten kanssa?

1. Päivittäin tai lähes päivittäin
2. Usein
3. Joskus
4. Harvoin
5. En koskaan
96. En osaa sanoa (spontaani)

K4. Kuinka vakiintunut oma puoluekantasasi on?

1. Täysin vakiintunut
2. Melko vakiintunut
3. Ei kovinkaan vakiintunut
4. Ei lainkaan vakiintunut
96. En osaa sanoa (spontaani)

K5. Mihin yhteiskuntaluokkaan katsot lähinnä kuuluvasi?

1. Työväenluokkaan
2. Alempaan keskiluokkaan
3. Keskiluokkaan
4. Ylempään keskiluokkaan
5. Yläluokkaan
6. En mihinkään luokkaan
96. En osaa sanoa (spontaani)

K6. Mikä seuraavista vaihtoehtoista kuvaa parhaiten lapsuudenkotiasi?

1. Työläisperhe
2. Alemman keskiluokan perhe
3. Keskiluokkainen perhe
4. Ylemmän keskiluokan perhe

- 5. Yläluokkainen perhe
- 6. Maanviljelijäperhe
- 7. Yrittäjäperhe
- 96. En osaa sanoa (spontaani)

Q11. Miten Suomen taloudellinen tilanne on mielestäsi muuttunut viimeksi kuluneiden 12 kuukauden aikana?

- 1. Parantunut paljon
- 2. Parantunut jonkin verran
- 3. Pysynyt samana
- 4. Huonontunut jonkin verran
- 5. Huonontunut paljon
- 7. En halua sanoa (spontaani)
- 8. En osaa sanoa (spontaani)
- 9. Missing

K7. Mitä mieltä olet seuraavista väittämistä?

- 1. Täysin samaa mieltä
- 2. Jokseenkin samaa mieltä
- 3. Jokseenkin eri mieltä
- 4. Täysin eri mieltä
- 96. En osaa sanoa (spontaani)

- K7_1 Demokratialla voi olla ongelmansa, mutta se on parempi kuin muut hallitusmuodot
- K7_2 Tärkeät yhteiskunnalliset kysymykset pitäisi entistä useammin päättää kansanäänestyksellä
- K7_3 Edustuksellisen demokratian täydentäjänä tulisi järjestää tavallisille kansalaisille tarkoitettuja poliittisia keskustelutilaisuuksia
- K7_4 Vältän sellaisten ihmisten seuraa, joiden arvot, asenteet tai mielipiteet poikkeavat omistani
- K7_5 Pidän äänestämässä käyntiä kansalaisvelvollisuutena
- K7_6 Halutessaan äänestäjän tulisi eduskuntavaaleissa voida äänestää vain puoluetta tarvitsematta valita ehdokasta
- K7_7 Suomen asiat hoituisivat paremmin, jos päätöksenteko annettaisiin riippumattomille asiantuntijoille poliitikkojen ja kansalaisten asemesta
- K7_8 Puolueiden pitäisi vaalikampanjansa yhteydessä selvästi ilmoittaa, minkä muiden puolueiden kanssa ne haluaisivat muodostaa hallituksen
- K7_9 On yhdentekevää, mitkä puolueet ovat hallituksessa, harjoitettava politiikka ei siitä muutu
- K7_10 Vaikka monissa muissa maissa vaaleissa äänestetään puoluetta, minulle on tärkeää saada äänestää ehdokasta eduskuntavaaleissa
- K7_11 Valtakunnan tason kansalaisaloite on edistänyt demokratian toimivuutta Suomessa

K8. Oletko allekirjoittanut valtiollisen tason kansalaisaloitteita?

1. En ole allekirjoittanut enkä aio allekirjoittaa
2. En ole allekirjoittanut, mutta saattaisin allekirjoittaa
3. Olen allekirjoittanut 1-2 kansalaisaloitetta
4. Olen allekirjoittanut vähintään 3 kansalaisaloitetta
96. En osaa sanoa (spontaani)

K9. Oletko jonkin poliittisen puolueen jäsen?

1. Olen
2. En ole, mutta olen ollut aikaisemmin
3. En ole koskaan ollut minkään poliittisen puolueen jäsen
96. En osaa sanoa (spontaani)

K10. Mitä mieltä olet seuraavista väittämistä?

1. Täysin samaa mieltä
2. Jokseenkin samaa mieltä
3. Jokseenkin eri mieltä
4. Täysin eri mieltä
96. En osaa sanoa (spontaani)

K10_1 Äänestämällä tavalliset ihmiset voivat vaikuttaa poliittiseen päätöksentekoon

K10_2 Kansanedustajat etääntyvät nopeasti tavallisten ihmisten ongelmista

K10_3 Minulla ei ole mitään sananvaltaa siihen, mitä maan hallitus ja eduskunta päättävät

K10_4 Puolueet ovat kiinnostuneita pelkästään ihmisten äänistä, eivät heidän mielipiteistään

K10_5 Joskus politiikka vaikuttaa niin monimutkaiselta, että en oikein ymmärrä mitä on tekeillä

K10_6 Suomalaiset kansanedustajat ovat päteviä työssään

K10_7 Poliittiset päättäjät ottavat kansalaisten näkemykset huomioon tehdessään päätöksiä

K10_8 Luotan omiin kykyihini osallistua politiikkaan

K10_9 Koskaan ei voi luottaa minkään puolueen vaalilupauksiin

K11. On olemassa erilaisia käsityksiä siitä, ketä kansanedustajan tulisi ensisijaisesti edustaa. Mitä mieltä itse olette? Numeroikaa vastausvaihtoehdot tärkeysjärjestykseen siten, että tärkein on 1, toiseksi tärkein on 2 jne. KORTTI

1. Omia äänestäjiään
2. Kaikkia oman vaalipiirinsä äänestäjiä
3. Oman puolueensa äänestäjiä
4. Suomen kansaa
5. Jonkin yhteiskuntaryhmän jäseniä

K12. Seuraavassa on lueteltu eräitä ehdotuksia koskien Suomen tulevaisuuden suuntaa. Mitä mieltä olet näistä ehdotuksista? Käytä vastaamisessa asteikkoa nollasta kymmeneen (0-10), jossa nolla tarkoittaa ”erittäin huono ehdotus”, viisi ”ei hyvä eikä huono ehdotus” ja kymmenen ”erittäin hyvä ehdotus”. (KORTTI)

- 12_1 Suomi, jossa on enemmän yksityisrittäjäjyyttä ja markkinataloutta
- 12_2 Monikulttuurinen Suomi, jossa suhtaudutaan suvaitsevaisesti muista maista tuleviin ihmisiin
- 12_3 Suomi, jossa kristilliset arvot ovat suuremmassa roolissa
- 12_4 Suomi, jossa on pienemmät kehityserot eri alueiden välillä
- 12_5 Suomi, jossa suomenruotsalaisten erityisasema otetaan huomioon
- 12_6 Suomi, jossa miehet ja naiset ovat keskenään tasa-arvoisempia
- 12_7 Suomi, jossa on pienempi julkinen sektori
- 12_8 Suomi, jossa vahvistetaan seksuaalisten vähemmistöjen oikeuksia
- 12_9 Suomi, jossa on alhaisempi verotus
- 12_10 Suomi, jossa on kaksi vahvaa kansalliskieltä: suomi ja ruotsi
- 12_11 Suomi, jossa on enemmän lakia ja järjestystä
- 12_12 Suomi, jossa vahvistetaan perinteisen ydinperheen asemaa
- 12_13 Suomi, jossa maahanmuutto on laajamittaisempaa
- 12_14 Suomi, jossa on pienemmät tuloerot
- 12_15 Euroopan unioniin vähemmän sitoutunut Suomi
- 12_16 Suomi, jossa tuotetaan enemmän energiaa ydinvoimalla
- 12_17 Suomi, jossa on vähemmän kuntia
- 12_18 Ympäristöystävällisempi Suomi, vaikka se tarkoittaisi alhaista talouskasvua tai ei kasvua ollenkaan

UUSI CSES MODULE 5 (2016 – 2021)

Q02. Miten seuraat politiikkaa televisiosta, radiosta, sanomalehdistä, tai internetistä?

1. Hyvin tarkasti
2. Melko tarkasti
3. En kovinkaan tarkasti
4. En lainkaan
7. Kieltäytyminen (spontaani)
8. EOS (spontaani)
9. Missing

Q03. Mitä meiltä olet seuraavasta väittämästä.

Katson ymmärtäväni Suomen tärkeimpiä poliittisia asiakysymyksiä.

1. Täysin samaa mieltä
2. Jokseenkin samaa mieltä
3. En samaa enkä eri mieltä
4. Jokseenkin eri mieltä
5. Täysin eri mieltä

7. Kieltäytyminen (spontaani)
8. EOS (Spontaani)
9. Missing

Q04. Mitä mieltä olet seuraavista väittämistä?

1. Täysin samaa mieltä
2. Jokseenkin samaa mieltä
3. En samaa enkä eri mieltä
4. Jokseenkin eri mieltä
5. Täysin eri mieltä

7. Kieltäytyminen (spontaani)
8. EOS (Spontaani)
9. Missing

Q04a. Kompromissien tekeminen politiikassa on todellisuudessa vain omien periaatteitten myymistä

Q04b. Useimmat poliitikot eivät välitä kansasta

Q04c. Useimmat poliitikot ovat luotettavia

Q04d. Poliitikot ovat Suomen suurin ongelma

Q04e. Vahva johtaja olisi Suomelle hyväksi, vaikka hän toimisi sääntöjen rajamailla saadakseen asioita tehtyä

Q04f. Kansan tulisi tehdä tärkeimmät poliittiset päätöksemme poliitikkojen sijasta

Q04g. Useimmat poliitikot välittävät vain rikkaiden ja vaikutusvaltaisten ihmisten eduista

Q05a. Vähemmistöjen pitää mukautua suomalaisiin tapoihin ja perinteisiin

Q05b. Enemmistön tahdon tulisi aina ratkaista, vaikka kyseessä olisivat vähemmistöjen oikeudet

Q05c. Maahanmuuttajista on pääasiassa hyötyä Suomen taloudelle

Q05d. Maahanmuuttajista on pääasiassa haittaa Suomen kulttuurille

Q05e. Maahanmuuttajat lisäävät rikollisuutta Suomessa

Q06. Kuinka tärkeinä pidät seuraavia asioita siinä, että henkilöä voidaan pitää suomalaisena.

1. Erittäin tärkeää
2. Melko tärkeää
3. Ei kovinkaan tärkeää
4. Ei lainkaan tärkeää

Q06a. ... että henkilö on itse syntynyt Suomessa.

Q06b. ... että hänen isovanhempansa ovat syntyneet Suomessa.

Q06c. ... että hän osaa puhua jotakin Suomen kansalliskielistä (suomea tai ruotsia).

Q06d. ... että hän noudattaa suomalaisia tapoja ja perinteitä.

Q07. Kuinka yleistä uskot korruption (esim. lahjuksen ottamisen) olevan Suomen poliitikkojen keskuudessa?

1. Hyvin yleistä
2. Jokseenkin yleistä
3. Ei kovinkaan yleistä
4. Sitä tuskin esiintyy lainkaan
5. EOS (spontaani)
6. Kieltäytyminen (spontaani)
7. Missing

Q08. Hallituksen tulee ryhtyä toimenpiteisiin tuloerojen vähentämiseksi.

1. Täysin samaa mieltä
2. Jokseenkin samaa mieltä
3. En samaa enkä eri mieltä
4. Jokseenkin eri mieltä
5. Täysin eri mieltä
7. Kieltäytyminen (spontaani)
8. EOS (Spontaani)
9. Missing

Q09. Miten hyvin tai huonosti Sipilän hallitus onnistui mielestäsi toiminnassaan viime vaalikaudella?

1. Erittäin hyvin
2. Hyvin
3. Ei hyvin eikä huonosti
4. Huonosti
5. Erittäin huonosti
7. Kieltäytyminen (spontaani)
8. En tiedä (spontaani)
9. Missing

Q10a. (FILTERI) Edustaako jokin Suomen puolueista näkemyksiäsi suhteellisen hyvin?

1. Kyllä
2. Ei

Q10b. Mikä puolue?

- 01. Suomen Sosialidemokraattinen Puolue
- 02. Kansallinen Kokoomus
- 03. Perussuomalaiset
- 04. Suomen Keskusta
- 05. Vihreä liitto
- 06. Vasemmistoliitto
- 07. Suomen ruotsalainen kansanpuolue
- 08. Suomen Kristillisdemokraatit
- 09. Sininen tulevaisuus
- 10. Jokin muu puolue tai ryhmittymä, mikä? (avovastaus)

Q22. Katsotko yleensä olevasi lähellä jotakin poliittista puoluetta?

- 1. Kyllä → Siirry Q22b.
- 5. En
- 7. En halua sanoa (spontaani)
- 8. En osaa sanoa (spontaani)
- 9. Missing

Q22a. Koetko olevasi hieman lähempänä jotakin puoluetta muihin puolueisiin verrattuna?

- 1. Kyllä
- 5. En → Siirry Q22c.
- 7. En halua sanoa (spontaani) → Siirry Q22c.
- 8. En osaa sanoa (spontaani) → Siirry Q22c.
- 9. Missing

Q22b. Mitä puoluetta?

VAIN YKSI MAININTA

- 01. Suomen Sosialidemokraattinen Puolue
- 02. Kansallinen Kokoomus
- 03. Perussuomalaiset
- 04. Suomen Keskusta
- 05. Vihreä liitto
- 06. Vasemmistoliitto
- 07. Suomen ruotsalainen kansanpuolue
- 08. Suomen Kristillisdemokraatit
- 09. Sininen tulevaisuus
- 10. Jokin muu puolue tai ryhmittymä, mikä? (avovastaus)
- 97. En halua sanoa (spontaani)

98. En osaa sanoa (spontaani)

99. Missing

Q22c. Koetko tämän puolueen erittäin läheiseksi, melko läheiseksi, vai et kovinkaan läheiseksi?
(kysytään vastaajilta, jotka vastasivat kysymykseen Q22a.)

1. Erittäin läheiseksi

2. Melko läheiseksi

3. Ei kovinkaan läheiseksi

7. En halua sanoa (spontaani)

8. En osaa sanoa (spontaani)

9. Missing

Q12LH-a. Nykyisin monet jättävät syystä tai toisesta äänestämättä vaaleissa. Jätitkö sinä näissä eduskuntavaaleissa äänestämättä?

5. Jätin tällä kertaa äänestämättä → siirry kysymykseen K13

2. Kävin äänestämässä ennakkoon → siirry kysymykseen Q12LH-b

1. Kävin äänestämässä varsinaisena vaalipäivänä → siirry kysymykseen Q12LH-b

7. En halua sanoa (spontaani)

8. En osaa sanoa (spontaani)

9. Missing

K13. Kuinka itsestään selvää äänestämättä jättäminen oli sinulle?

1. Itsestään selvää

2. Äänestämässä käynti kävi kyllä mielessä, mutta en harkinnut sitä vakavasti

3. Harkitsin vakavasti myös äänestämässä käyntiä

96. En osaa sanoa (spontaani)

K14. Jos olisit käynyt äänestämässä, minkä puolueen tai ryhmittymän ehdokasta olisit äänestänyt?
(HUOM! VAIN YKSI MAININTA, KORTTI)

01. Suomen Sosialidemokraattinen Puolue

02. Kansallinen Kokoomus

03. Perussuomalaiset

04. Suomen Keskusta

05. Vihreä liitto

06. Vasemmistoliitto

07. Suomen ruotsalainen kansanpuolue

08. Suomen Kristillisdemokraatit

09. Sininen tulevaisuus

10. Jokin muu puolue tai ryhmittymä, mikä? (avovastaus)

→ siirry kysymykseen Q13a

90. En mitään niistä → siirry Q13a

96. En osaa sanoa (spontaani) → siirry Q13a

97. En halua sanoa (spontaani) → siirry Q13a

Q12LH-b. Jos äänesti: Minkä puolueen tai ryhmittymän ehdokasta äänestit nyt käydyissä eduskuntavaaleissa?

01. Suomen Sosialidemokraattinen Puolue

02. Kansallinen Kokoomus

03. Perussuomalaiset

04. Suomen Keskusta

05. Vihreä liitto

06. Vasemmistoliitto

07. Suomen ruotsalainen kansanpuolue

08. Suomen Kristillisdemokraatit

09. Sininen tulevaisuus

10. Jokin muu puolue tai ryhmittymä, mikä? (avovastaus)

95. Äänesti tyhjää

96. En osaa sanoa (spontaani)

97. En halua sanoa (spontaani)

99. Missing

K15. Kuinka helppoa tai vaikeaa sinulle oli valita puolue tai ryhmittymä, jonka ehdokasta äänestit?

1. Erittäin helppoa

2. Melko helppoa

3. Melko vaikeaa

4. Erittäin vaikeaa

5. En äänestänyt

6. En osaa sanoa (spontaani)

K16. Kuinka helppoa tai vaikeaa sinulle oli löytää sopiva ehdokas?

1. Erittäin helppoa

2. Melko helppoa

3. Melko vaikeaa

4. Erittäin vaikeaa

5. En äänestänyt

6. En osaa sanoa (spontaani)

K17. Harkitsitko minkään muun puolueen tai ryhmittymän ehdokkaita?

1. Kyllä

2. En → Siirry kysymykseen Q13a.

96. En osaa sanoa (spontaani) → siirry kysymykseen Q13a.
97. En halua sanoa (spontaani) → siirry kysymykseen Q13a.

K18. Minkä puolueen tai ryhmittymän? VAIN YKSI MAININTA

01. Suomen Sosialidemokraattinen Puolue
02. Kansallinen Kokoomus
03. Perussuomalaiset
04. Suomen Keskusta
05. Vihreä liitto
06. Vasemmistoliitto
07. Suomen ruotsalainen kansanpuolue
08. Suomen Kristillisdemokraatit
09. Sininen tulevaisuus
10. Jokin muu puolue tai ryhmittymä, mikä? (avovastaus)
96. En osaa sanoa (spontaani)
97. En halua sanoa (spontaani)

Q13a. Äänestitkö neljä vuotta sitten, vuoden 2015 eduskuntavaaleissa?

1. Kyllä
5. En → siirry kysymykseen Q14a.
6. Ei äänioikeutta edellisissä vaaleissa → siirry kysymykseen Q14a.
7. En halua sanoa (spontaani) → siirry kysymykseen Q14a.
8. En osaa sanoa (spontaani) → siirry kysymykseen Q14a.
9. Missing

Q13b. Minkä puolueen tai ryhmittymän ehdokasta silloin äänestit?

01. Suomen Keskusta
02. Perussuomalaiset
03. Kansallinen Kokoomus
04. Suomen Sosialidemokraattinen Puolue
05. Vihreä liitto
06. Vasemmistoliitto
07. Suomen ruotsalainen kansanpuolue
08. Suomen Kristillisdemokraatit
09. Jokin muu puolue tai ryhmittymä, mikä? (avovastaus)
96. Äänestin tyhjää
97. En osaa sanoa (spontaani)
98. En halua sanoa (spontaani)

99. Missing

Q14a. Joidenkin mielestä sillä ei ole mitään väliä, kenellä on poliittista valtaa. Toisten mielestä sillä, kenen hallussa on poliittinen päätösvalta, on paljon merkitystä. Käyttämällä oheista asteikkoa, mitä mieltä sinä olet? (KORTTI)

1. Ei ole mitään merkitystä, kenellä on valtaa
- 2.
- 3.
- 4.
5. On paljon merkitystä, kenellä on valtaa
7. En halua sanoa (spontaani)
8. En osaa sanoa (spontaani)
9. Missing

Q14b. Joidenkin mielestä sillä, ketä äänestää, ei ole mitään vaikutusta asioiden kulkuun. Toisten mielestä sillä, ketä äänestää, on paljon merkitystä. Käyttämällä oheista asteikkoa, mitä mieltä sinä olet? (KORTTI)

1. Ihmisten äänestyspäätöksillä ei ole mitään vaikutusta asioiden kulkuun
- 2.
- 3.
- 4.
5. Ihmisten äänestyspäätöksillä voi olla paljon vaikutusta asioiden kulkuun
7. En halua sanoa (spontaani)
8. En osaa sanoa (spontaani)
9. Missing

Q15. Mitä mieltä olet seuraavista poliittisista puolueista asteikolla 0–10, jossa 0 tarkoittaa ”en pidä ollenkaan” ja 10 ”pidän erittäin paljon”. (KORTTI)

00. En pidä ollenkaan
- 01.
- 02.
- 03.
- 04.
- 05.
- 06.
- 07.
- 08.
- 09.
10. Pidän erittäin paljon

- 96. En ole kuullutkaan puolueesta
- 97. En halua sanoa (spontaani)
- 98. En tiedä puolueesta tarpeeksi/ En tiedä, kuinka sijoittaa puolue asteikolle
- 99. Missing

Q15a. Suomen Sosialidemokraattinen Puolue (SDP)

Q15b. Kansallinen Kokoomus (KOK)

Q15c. Perussuomalaiset (PS)

Q15d. Suomen Keskusta (KESK)

Q15e. Vihreä liitto (VIHR)

Q15f. Vasemmistoliitto (VAS)

Q15g. Suomen ruotsalainen kansanpuolue (RKP)

Q15h. Suomen Kristillisdemokraatit (KD)

Q15i. Sininen tulevaisuus

Q16. Mitä mieltä olet puolueiden puheenjohtajista asteikolla 0–10, jossa 0 tarkoittaa ”en pidä ollenkaan” ja 10 ”pidän erittäin paljon”. (KORTTI)

- 00. En pidä ollenkaan
- 01.
- 02.
- 03.
- 04.
- 05.
- 06.
- 07.
- 08.
- 09.
- 10. Pidän erittäin paljon

- 96. En ole kuullutkaan puheenjohtajasta
- 97. En halua sanoa (spontaani)
- 98. En tiedä puheenjohtajasta tarpeeksi/ En tiedä, kuinka sijoittaa puheenjohtaja asteikolle
- 99. Missing

Q16a. Antti Rinne (SDP)

Q16b. Petteri Orpo (KOK)

Q16c. Jussi Halla-aho (PS)

Q16d. Juha Sipilä (KESK)

Q16e. Pekka Haavisto (VIHR)

Q16f. Li Andersson (VAS)

Q16g. Anna-Maja Henriksson (RKP)

Q16h. Sari Essayah (KD)

Q16i. Sampo Terho (SIN)

Q17. Poliitikassa puhutaan joskus vasemmistosta ja oikeistosta. Käytämme asteikkoa, jossa nolla tarkoittaa eniten vasemmalla ja kymmenen eniten oikealla. Mihin kohtaan sijoittaisit seuraavat puolueet tällä asteikolla? (KORTTI)

00. Vasemmisto

01.

02.

03.

04.

05.

06.

07.

08.

09.

10. Oikeisto

95. En ole kuullut vasemmisto–oikeisto-ulottuvuudesta (spontaani)

96. En ole kuullut puolueesta (spontaani)

97. En halua sanoa (spontaani)

98. En tiedä, kuinka sijoittaa puolue asteikolle (spontaani)

99. Missing

Q17a. Suomen Sosialidemokraattinen Puolue (SDP)

Q17b. Kansallinen Kokoomus (KOK)

Q17c. Perussuomalaiset (PS)

Q17d. Suomen Keskusta (KESK)

Q17e. Vihreä liitto (VIHR)

Q17f. Vasemmistoliitto (VAS)

Q17g. Suomen ruotsalainen kansanpuolue (RKP)

Q17h. Suomen Kristillisdemokraatit (KD)

Q17i. Sininen tulevaisuus

Q18. Käyttäen samaa asteikkoa, mihin sijoittaisit itsesi?

00. Vasemmisto

01.

02.

03.

04.

05.

06.

07.

08.

- 09.
- 10. Oikeisto

- 95. En ole kuullut vasemmisto–oikeisto-ulottuvuudesta (spontaani)
- 97. En halua sanoa (spontaani)
- 98. En tiedä, kuinka sijoittaa itseni asteikolle (spontaani)
- 99. Missing

Q21. Kuinka tyytyväinen olet demokratian toimivuuteen Suomessa?

- 1. Erittäin tyytyväinen
- 2. Melko tyytyväinen
- 4. En kovinkaan tyytyväinen
- 5. En lainkaan tyytyväinen
- 7. En halua sanoa (spontaani)
- 8. En osaa sanoa (spontaani)
- 9. Missing

K19. Kumpi asia oli sinulle loppujen lopuksi tärkeämpi äänestäessäsi, puolue vai ehdokas?

- 1. Puolue
- 2. Ehdokas
- 96. En osaa sanoa (spontaani)

K20. Kuinka paljon seuraavassa lueteltavat syyt vaikuttivat puoluevalintaasi näissä eduskuntavaaleissa?

- 1. Ratkaisevasti
- 2. Paljon
- 3. Jonkin verran
- 4. Ei lainkaan
- 96. En osaa sanoa (spontaani)

K20_1 Puolueen edustajien esiintyminen television vaaliohjelmissa

K20_2 Puolue ajaa sen ammattiryhmän etua, johon itse kuulun

K20_3 Puolueella on hyvä puheenjohtaja

K20_4 Puolueen arvomaailma

K20_5 Puolueella on hyvä linja monissa viime aikoina esillä olleissa kysymyksissä

K20_6 Puolueella on päteviä henkilöitä hoitamaan maassa harjoitettavaa politiikkaa

K20_7 Puolueen toiminta edellisen vaalikauden aikana

K20_8 Puolueen onnistunut vaalikampanja

K20_9 Puolueen puheenjohtaja oli mielestäni sopivin pääministeriksi

K20_10 Halu vaikuttaa maan tulevaan hallituskoostumukseen

K20_11 Perheenjäseneni äänesti tai äänestivät kyseistä puoluetta

K20_12 Ystäväni äänesti tai äänestivät kyseistä puoluetta

K20_13 Vaalikoneen tai vaalikoneiden antamat suositukset

K20_14 Puolue pitää yleensä vaalilupauksensa

K21. Missä määrin seuraavat seikat vaikuttivat siihen, ketä ehdokasta äänestit?

1. Ratkaisevasti
2. Paljon
3. Jonkin verran
4. Ei lainkaan

96. En osaa sanoa (spontaani)

K21_1 Ehdokkaan ikä

K21_2 Ehdokkaan sukupuoli

K21_3 Ehdokkaan koulutus

K21_4 Ehdokkaan asuinpaikka

K21_5 Ehdokkaan aiempi kokemus politiikasta

K21_6 Ehdokkaan luotettavuus

K21_7 Ehdokkaan kyvykkyys hoitaa asioita

K21_8 Ehdokkaan ulkoinen olemus ja tyyli

K21_9 Ehdokkaan puhetaidot ja esiintymistaidot

K21_10 Ehdokas oli entuudestaan tuttu julkisuudesta

K21_11 Ehdokkaan näkemykset ja kannanotot

K21_12 Ehdokkaan puoluekanta

K21_13 Ehdokkaan vaalikampanja ja vaalimainokset

K21_14 Ehdokkaan mahdollisuudet tulla valituksi

K21_15 Ehdokkaan vaalirahoituksen avoimuus

K21_16 Ehdokkaan vastaukset internetin vaalikoneissa

K21_17 Ehdokkaan tai hänen puolueensa näkyvyys internetissä tai sosiaalisessa mediassa

K21_18 Perheenjäsenenä äänesti tai äänestivät kyseistä ehdokasta

K21_19 Ystävänä äänestivät tai äänesti kyseistä ehdokasta

K22. Jos valitsemasi ehdokas olisi edustanut jotakin muuta puoluetta, olisitko silti äänestänyt häntä?

1. Olisin äänestänyt
2. Olisin äänestänyt häntä jonkin toisenkin minulle soveltuvan puolueen ehdokkaana
3. En olisi äänestänyt häntä minkään muun puolueen ehdokkaana
96. En osaa sanoa (spontaani)

K23: Tässä on vaalipiirisi ehdokaslista. Olisitko halukas kertomaan, ketä ehdokasta äänestit eduskuntavaaleissa? Vastaaminen on täysin vapaaehtoista ja luottamuksellista.

1. Kyllä → Siirry kysymykseen K24
2. En → Siirry kysymykseen K25

K24 Ketä ehdokasta äänestit? → Vastauksen jälkeen siirry kysymykseen K27

K25 Äänestitkö omaa sukupuoltasi olevaa ehdokasta?

1. Kyllä
2. En
96. En osaa sanoa (spontaani)

K26. Minkä ikäistä ehdokasta äänestit?

1. Äänestin suurin piirtein ikäistäni ehdokasta
2. Äänestin selvästi itseäni nuorempaa ehdokasta
3. Äänestin selvästi itseäni vanhempaa ehdokasta
96. En osaa sanoa (spontaani)

K27. Äänestitkö samaa ehdokasta kuin edellisissä eduskuntavaaleissa?

1. Kyllä
2. En
96. En osaa sanoa (spontaani)

K28. Millä tavalla tunsit ehdokkaan, jota äänestit?

1. Tunsin henkilökohtaisesti
2. Ystävä, tuttava tai sukulainen tunsı ehdokkaan henkilökohtaisesti
3. Tunsin ehdokkaan tiedotusvälineiden perusteella jo ennen vaalikampanjaa
4. Äänestin ehdokasta hänen vaalikampanjansa perusteella
5. Valitsin ehdokkaan tuntematta häntä tarkemmin
96. En osaa sanoa (spontaani)

K29. Missä vaiheessa päätit puolueen, jonka ehdokasta äänestit? (KORTTI)

1. Samana päivänä kun kävin äänestämässä
2. Joitakin päiviä ennen äänestämistäni
3. Noin viikkoa tai kahta ennen äänestämistäni
4. Noin kuukautta tai kahta ennen äänestämistäni
5. Päätös oli selvä jo viime vuoden puolella
6. Äänestän kaikissa eduskuntavaaleissa aina samaa puoluetta
96. En osaa sanoa (spontaani)

K30. Missä vaiheessa päätit ehdokkaan, jota äänestit? (KORTTI)

1. Samana päivänä, kun kävin äänestämässä
2. Joitakin päiviä ennen äänestämistäni
3. Noin viikkoa tai kahta ennen äänestämistäni

4. Noin kuukautta tai kahta ennen äänestämistäni
5. Päätös oli selvä jo viime vuoden puolella
96. En osaa sanoa (spontaani)

K31. Voiko mielestänne ihmisiin luottaa, vai onko niin, että ihmisten suhteen ei voi olla liian varovainen. Kerro mielipiteesi asteikolla nollasta kymmeneen, jossa nolla tarkoittaa, ettei ihmisten kanssa voi olla liian varovainen ja 10 sitä, että useimpiin ihmisiin voi luottaa.

- 0 Ei voi olla liian varovainen
- 1
- 2
- 3
- 4
- 5
- 6
- 7
- 8
- 9
- 10 Useimpiin ihmisiin voi luottaa
- 96 En osaa sanoa (spontaani)

K32. Missä määrin luotat tai et luota seuraaviin tahoihin? Arvioi kutakin tahoa asteikolla nollasta kymmeneen, missä

0. "en luota ollenkaan"
10. "luotan täysin"

(KORTTI)

- K32_1 Tasavallan presidentti
- K32_2 Poliittiset puolueet
- K32_3 Eduskunta
- K32_4 Suomen hallitus (valtioneuvosto)
- K32_5 Poliitikot
- K32_6 Euroopan unioni
- K32_7 Oikeuslaitos
- K32_8 Virkamiehet
- K32_9 Evankelis-luterilainen kirkko
- K32_10 Poliisi
- K32_11 Ammattiyhdistysliike
- K32_12 Tiedotusvälineet
- K32_13 Pankit
- K32_14 Suuryritykset
- K32_15 Yliopistot ja tutkimuslaitokset

K33. Poliittista tietotasoa mittaavat kysymykset (K33_1 – K33_5)

K33_1 Kuka seuraavista oli Suomen hallituksen valtiovarainministeri ennen juuri käytyä eduskuntavaaleja?

1. Paula Risikko
2. Petteri Orpo
3. Antti Rinne
4. Anne Berner
96. En osaa sanoa (spontaani)

K33_2 Mikä oli Suomen työttömyysaste helmikuussa 2019 tilastokeskuksen mukaan?

1. 2,1%
2. 4,9%
3. 7,4%
4. 11,5%
96. En osaa sanoa (spontaani)

K33_3 Mikä seuraavista on paikkamäärältään juuri valitun eduskunnan toiseksi suurin puolue?

1. SDP
2. Perussuomalaiset
3. Kokoomus
4. Keskusta
96. En osaa sanoa (spontaani)

K33_4 Kuka on Euroopan komission nykyinen puheenjohtaja?

1. José Manuel Barroso
2. Angela Merkel
3. Jean-Claude Juncker
4. Donald Tusk
96. En osaa sanoa (spontaani)

K33_5 Mitä mielestäsi tarkoitetaan parlamentaarisella hallitusmuodolla?

1. Kansanvaltaa
2. Sitä että eduskunta nauttii hallituksen luottamusta
3. Sitä että hallitus nauttii eduskunnan luottamusta
4. Sitä että hallitus nauttii presidentin luottamusta
96. En osaa sanoa (spontaani)

TAUSTAMUUTTUJAT

D1. Syntymävuotesi (avokysymys)

D2. Sukupuolesi?

1. Mies
2. Nainen
3. Muu (spontaani)
7. En halua sanoa (spontaani)
9. Missing

D3. Mikä on korkein suorittamasi koulutusaste tai tutkinto?

1. Peruskoululuokat 1-6, kansakoulu
2. Peruskoululuokat 7-9,10, keskikoulu
3. Lyhyt ammatillinen koulutus (ammattikoulu, -opisto, -instituutti, -kurssi)
4. Opistotason ammatillinen tutkinto
5. Ylioppilastutkinto
6. Ammattikorkeakoulututkinto tai vastaava
7. Yliopistotutkinto (kandidaatti tai maisteri)
8. Tieteellinen jatkotutkinto
96. Ei koulutusta
97. En halua sanoa (spontaani)
98. En osaa sanoa (spontaani)
99. Missing

D4. Siviilisäätysi

1. Naimisissa tai rekisteröidyssä parisuhteessa
2. Leski
3. Eronnut tai asumuserossa
4. Naimaton
5. Avoliitossa
6. Muu
7. En halua sanoa (spontaani)
8. En osaa sanoa (spontaani)
9. Missing

D33. Mikä on terveydentilasi yleisesti ottaen?

1. Erittäin hyvä
2. Hyvä
3. Kohtuullinen
4. Huono
5. Erittäin huono
96. En osaa sanoa (spontaani)

D5. Kuulutko jäsenenä johonkin ammattiliittoon ja jos kuulut, kuinka aktiivisesti toimit siinä?

1. En kuulu → D35
2. Kuulun, mutta en osallistu toimintaan → D34
3. Kuulun ja osallistun toimintaan jonkin verran → D34
4. Kuulun ja osallistun toimintaan paljon → D34
96. En osaa sanoa (spontaani) → D35

D34. Mihin seuraavista ammatillisista keskusjärjestöistä ammattiliittosi kuuluu?

1. SAK
2. STTK
3. AKAVA
4. MTK
5. Jokin muu, mikä? _____
96. En osaa sanoa (spontaani)

D35. Kuinka moneen muuhun kuin työhön tai ammattiin liittyvään yhdistykseen kuulut maksavana jäsenenä?

1. En yhteenkään
2. 1-2 yhdistykseen
3. Kolmeen tai useampaan yhdistykseen
96. En osaa sanoa (spontaani)

D06. Mikä seuraavista vaihtoehtoista sopii elämäntilanteeseesi?

1. Kokopäivätyössä (vähintään 32 tuntia viikossa)
2. Puolipäivätyössä (15–31 tuntia viikossa)
3. Osa-aikatyössä (alle 15 tuntia viikossa)
4. Työtön
5. Opiskelija tai koululainen
6. Eläkkeellä iän tai työvuosien perusteella
7. Hoidan kotitaloutta
8. Eläkkeellä sairauden tai vamman vuoksi
9. Varusmies- tai siviilipalveluksessa
10. Vanhempainvapaalla tai hoitovapaalla
11. Omaishoitaja
12. Muu, mikä?

97. En halua sanoa (spontaani)
96. En osaa sanoa (spontaani)
99. Missing

D07. Mikä on nykyinen tai viimeisin ammattisi? Ilmoita pääasiallisen työsi ammattinimike mahdollisimman tarkasti, esimerkiksi elektroniikka-asentaja (mieluummin kuin asentaja). Ilmoita ammattinimike, ei tutkintonimikettä. (Avokysymys)

D07a. Ammattiryhmä, johon katsot lähinnä kuuluvasi?

1. Maatalousyrittäjä
2. Muu työnantaja, muu yksityisyrittäjä, ammatinharjoittaja
3. Johtavassa asemassa toisen palveluksessa
4. Ylempi toimihenkilö
5. Alempi toimihenkilö
6. Työntekijä
7. Eläkeläinen → Siirry D20
8. Koululainen, opiskelija → Siirry D20
9. Kotiäiti tai -isä → Siirry D20
10. Työtön → siirry D20
11. Muu → siirry D20

D13. JOS olet TYÖSSÄ, millä sektorilla työskentelet?

1. Valtio, kunta tai seurakunta
2. Yksityinen yritys
3. Yritys, jossa kunnalla tai valtiolla on merkittävä omistusoikeus
4. Niin kutsuttu kolmas sektori (esimerkiksi voittoa tuottamaton järjestö)
96. En osaa sanoa (spontaani)

D14. Mikä on puolisoisi nykyinen tai viimeisin ammatti (Avo)?

D09. Kuinka suuret ovat keskimäärin kotitaloutesi yhteenlasketut vuositulot veroja vähentämättä (=bruttotulot) mukaan laskien veronalaiset sosiaalietuudet?

D20. Kuinka monta henkeä kotitaloudessasi asuu? Yhteensä: _____ henkilöä

D21b. Heistä on 7–17 -vuotiaita lapsia tai nuoria: _____ hlöä

D21c. Heistä on 6-vuotiaita tai sitä nuorempia lapsia: _____ hlöä

D11. Kuinka usein käyt kirkossa pois lukien häät, hautajaiset ym.?

1. En koskaan
2. Kerran vuodessa
3. 2-11 kertaa vuodessa

4. Kerran kuukaudessa
5. Kaksi kertaa kuukaudessa tai useammin
6. Kerran viikossa tai useammin

7. En halua sanoa (spontaani)
8. En osaa sanoa (spontaani)
9. Missing

D23. Kuinka uskonnollisena pidät itseäsi?

1. En lainkaan uskonnollisena
2. En kovinkaan uskonnollisena
3. Jonkin verran uskonnollisena
4. Hyvin uskonnollisena

7. En halua sanoa (spontaani)
8. En osaa sanoa (spontaani)
9. Missing

D10. Kuulutko johonkin kirkkokuntaan tai uskonnolliseen yhteisöön

1. Evankelis-luterilaiseen kirkkoon
2. Ortodoksiseen kirkkoon
3. Roomalaiskatoliseen kirkkoon
4. Muuhun kirkkoon tai uskonnolliseen yhteisöön, mihin?
5. En mihinkään

97. En halua sanoa (spontaani)
96. En osaa sanoa (spontaani)
99. Missing

D37. Äidinkielesi

1. Suomi
2. Ruotsi
3. Jokin muu kieli, mikä? _____

D16. Mitä kieltä tai kieliä kotonasi yleensä käytetään?

1. Vain suomea
2. Vain ruotsia
3. Suomea ja ruotsia
4. Suomea ja jotain muuta kieltä
5. Ruotsia ja jotain muuta kieltä
6. Vain muita kieliä kuin suomea tai ruotsia

- 997. En halua sanoa (spontaani)
- 998. En osaa sanoa (spontaani)
- 999. Missing

D38. Katsotko kuuluvasi Suomessa johonkin etniseen vähemmistöryhmään?

- 1. Kyllä, lisätään: mihin ryhmään? (AVO)
- 2. En
- 96. En osaa sanoa (spontaani)

D15. Ovatko vanhempasi syntyneet tai toinen heistä syntynyt muussa maassa kuin Suomessa?

- 1. Kyllä
- 2. Ei
- 997. En halua sanoa (spontaani)
- 998. En osaa sanoa (spontaani)
- 999. Missing

D17. Kotikuntasi (jossa olet äänioikeutettu) (haastattelijalla kuntakoodi)

D19. Asutko...

- 1. Suuren kaupungin keskustassa (yli 100 000 asukasta)
- 2. Pienemmän kaupungin keskustassa (alle 100 000 asukasta)
- 3. Esikaupunkialueella tai kaupunkilähiössä
- 4. Kuntakeskuksessa tai muussa taajamassa
- 5. Maaseudun haja-asutusalueella
- 7. En halua sanoa (spontaani)
- 8. En osaa sanoa (spontaani)
- 9. Missing

D23. Millä postinumeroalueella asut? Postinumero: (avo)

D40. Asuitko nykyisen vaalipiirisi alueella myös edellisten, vuoden 2015, eduskuntavaalien aikaan?

- 1. Kyllä
- 2. Ei
- 96. En osaa sanoa (spontaani)

D41. Oletko ollut työttömänä viimeisten 12 kuukauden aikana?

- 1. En
- 2. Kyllä, yhteensä noin ____ kuukautta

96. En osaa sanoa (spontaani)

REKRY1 Halukkuus vastata perävaunuun? (Tähän mittauslaitoksen muotoilu)

1. Suostuu
2. Ei suostu

Appendix B

Questionnaire in Swedish

KYSELYLOMAKE: FSD3467 EDUSKUNTAVAALITUTKIMUS 2019

QUESTIONNAIRE: FSD3467 FINNISH NATIONAL ELECTION STUDY 2019

Tämä kyselylomake on osa yllä mainittua Yhteiskuntatieteelliseen tietöarkistoon arkistoitua tutkimusaineistoa.

Kyselylomaketta hyödyntävien tulee viitata siihen asianmukaisesti lähdeviitteellä.

This questionnaire forms a part of the above mentioned dataset, archived at the Finnish Social Science Data Archive.

If the questionnaire is used or referred to in any way, the source must be acknowledged by means of an appropriate bibliographic citation.

Detta frågeformulär utgör en del av den ovannämnda datamängden, arkiverad på Finlands samhällsvetenskapliga dataarkiv.

Om frågeformuläret är utnyttjat eller refererat till måste källan anges i form av bibliografisk referens.

KYSELYLOMAKE: Eduskuntavaalitutkimus 2019

FRÅGEFORMULÄR: Riksdagsvalundersökningen 2019

QUESTIONNAIRE: Finnish National Election Study 2019

EDUSKUNTAVAALITUTKIMUS 2019
RIKSDAGSVALUNDERSÖKNING 2019
Käyntihaastattelu / Besöksintervju

Final version 5.4.2019

HALLINNOLLISET CSES-MUUTTUJAT (A-alkuiset)

A1. Lomakenumero

A2. Haastattelija (yksittäiset haastattelijat identifioiva tunnusnumero)

A3. Haastattelijan sukupuoli

1. Mies
2. Nainen

A4_1. Haastattelukuukausi (1–12)

A4_2. Haastattelupäivä (1–31)

A5. Alkuperäiset painomuuttajat

A6. Haastattelukieli (lomakekieli)

1. Suomi
2. Ruotsi

SISÄLTÖMUUTTUJAT

Q01. Hur intresserad är du av politik?

1. Mycket intresserad
2. Ganska intresserad
3. Bara lite intresserad
4. Inte alls intresserad
96. Vet ej (spontant)

K1. I vilken utsträckning följde du med valet i olika medier?

1. Mycket
2. Ganska mycket
3. Bara lite
4. Inte alls
96. Vet ej (spontant)

K1_1 Valdebatter och partiledarintervjuer på TV

K1_2 Nyheter och aktualitetsprogram på TV

K1_3 TV-underhållning med politiker

K1_4 Radioprogram

K1_5 Nyheter, kolumner och insändare i tidningar

K1_6 Valreklam på TV, radio, tidningar och internet

K1_7 Nyhetssändningar på internet eller i sociala medier

K1_8 Annan rapportering om valet på internet

K1_9 Partiers och kandidaters hemsidor på internet

K1_10 Bloggar

K1_11 Kandidattest på internet (s.k. valkompasser)

K1_12 Sociala medier, t.ex. Facebook, Twitter eller Instagram

K1_13 Partiers och kandidaters videor på internet, t.ex. YouTube

K2. Hur ofta använder du internet?

1. Dagligen, mer än 4 timmar
2. Dagligen, mindre än 4 timmar
3. Några gånger i veckan
4. Mer sällan
5. Aldrig
96. Vet ej (spontant)

K3. Om du bortser från valrörelsen, hur ofta diskuterar du i allmänhet politik och samhällsfrågor med andra människor?

1. Dagligen eller nästan dagligen
2. Ofta
3. Ibland
4. Sällan
5. Aldrig
96. Vet ej (spontant)

K4. Hur starkt övertygad anhängare av ett visst parti är du?

1. Mycket starkt övertygad anhängare
2. Ganska starkt övertygad anhängare
3. Inte särskilt övertygad anhängare
4. Inte alls övertygad anhängare
96. Vet ej (spontant)

K5. Vilken samhällsklass anser du dig närmast tillhöra?

1. Arbetarklass
2. Lägre medelklass
3. Medelklass
4. Övre medelklass
5. Överklass
6. Jag tillhör ingen samhällsklass
96. Vet ej (spontant)

K6. Vilket av följande alternativ beskriver ditt barndomshem bäst?

1. Arbetarfamilj
2. Familj i lägre medelklass
3. Medelklassfamilj
4. Familj i övre medelklass
5. Överklassfamilj

- 6. Jordbrukarfamilj
- 7. Företagarfamilj
- 96. Vet ej (spontant)

Q11. Hur anser du att Finlands ekonomiska läge har förändrats under de senaste 12 månaderna?

- 1. Förbättrats mycket
- 2. Förbättrats något
- 3. Varken förbättrats eller försämrats
- 4. Försämrats något
- 5. Försämrats mycket
- 7. Vill ej uppge (spontant)
- 8. Vet ej (spontant)
- 9. Missing

K7. Vad anser du om följande påståenden?

- 1. Helt av samma åsikt
- 2. Delvis av samma åsikt
- 3. Delvis av annan åsikt
- 4. Helt av annan åsikt
- 96. Vet ej (spontant)

K7_1 Demokratin må ha sina problem, men den är bättre än andra styrelseskick

K7_2 Viktiga samhällseliga frågor borde allt oftare avgöras genom folkomröstningar

K7_3 Politiska diskussioner för vanliga medborgare borde ordnas som komplement till den representativa demokratin

K7_4 Jag undviker sådana människors sällskap, vars värderingar, attityder eller åsikter avviker från mina egna

K7_5 Det är en medborgerlig plikt att rösta

K7_6 I riksdagsval borde väljarna ha möjlighet att rösta på ett parti utan att behöva välja en kandidat

K7_7 Finland skulle fungera bättre om beslutsfattandet sköttes av oberoende experter i stället för politiker och medborgare

K7_8 Partierna borde i valrörelsen klart kungöra vilka partier de vill bilda regering med

K7_9 Det spelar ingen roll vilka partier som sitter i regeringen, den förda politiken förändras ändå inte

K7_10 Även om man i många andra länder röstar på ett parti, är det viktigt för mig att få rösta på en kandidat i riksdagsvalet

K7_11 Tack vare medborgarinitiativ på nationell nivå fungerar demokratin bättre i Finland

K8. Har du undertecknat medborgarinitiativ på nationell nivå?

- 1. Nej, det har jag inte, och tänker inte göra det heller
- 2. Nej, det har jag inte, men jag skulle kunna göra det

- 3. Jag har undertecknat 1–2 medborgarinitiativ
- 4. Jag har undertecknat minst 3 medborgarinitiativ
- 96. Vet ej (spontant)

K9. Är du medlem i något politiskt parti?

- 1. Ja
- 2. Nej, men jag har tidigare varit medlem
- 3. Nej, jag har aldrig varit medlem
- 96. Vet ej (spontant)

K10. Vad tycker du om följande påståenden?

- 1. Helt av samma åsikt
- 2. Delvis av samma åsikt
- 3. Delvis av annan åsikt
- 4. Helt av annan åsikt
- 96. Vet ej (spontant)

K10_1 Genom att rösta kan vanliga medborgare påverka det politiska beslutsfattandet

K10_2 Riksdagsledamöterna fjärras snabbt från vanliga människors problem

K10_3 Jag kan inte påverka vad landets regering och riksdag beslutar om

K10_4 Partierna är endast intresserade av människors röster, inte av deras åsikter

K10_5 Ibland känns det som om politiken är så komplicerad att jag inte riktigt förstår vad som händer

K10_6 Finländska riksdagsledamöter är kompetenta i sitt arbete

K10_7 Politiska beslutsfattare tar medborgarnas åsikter i beaktande när de fattar beslut

K10_8 Jag litar på min egen förmåga att delta i politiken

K10_9 Man kan aldrig lita på något partis vallöften

K11. Det finns olika uppfattningar om vem en riksdagsledamot i första hand skall representera. Vilken är din uppfattning? Numrera svarsalternativen i viktighetsordning, så att det viktigaste motsvarar 1, näst viktigaste 2 o.s.v. KORT

- 1. Sina egna väljare
- 2. Alla väljare från den egna valkretsen
- 3. Sitt eget partis väljarkår
- 4. Finlands befolkning
- 5. Medlemmar i en samhällsgrupp

K12. Nedan listas ett antal förslag som rör Finlands framtida inriktning. Vad anser du om dessa förslag? Använd en skala från noll till tio för svaret (0–10), där noll betyder "mycket dåligt förslag", fem "varken bra eller dåligt" och tio "mycket bra förslag". (KORT)

- 12_1 Ett Finland med mer privat företagsamhet och marknadsekonomi.
- 12_2 Ett mångkulturellt Finland där man förhåller sig tolerant gentemot människor från andra länder
- 12_3 Ett Finland där kristna värderingar spelar en större roll
- 12_4 Ett Finland med mindre utvecklingsskillnader mellan olika regioner
- 12_5 Ett Finland där finlandssvenskarnas särställning tas i beaktande
- 12_6 Ett Finland med större jämställdhet mellan män och kvinnor
- 12_7 Ett Finland med en mindre offentlig sektor
- 12_8 Ett Finland där sexuella minoriteters rättigheter stärks
- 12_9 Ett Finland med ett lägre skattetryck
- 12_10 Ett Finland med två starka nationalspråk: finska och svenska
- 12_11 Ett Finland med mer lag och ordning
- 12_12 Ett Finland där man stärker den traditionella kärnfamiljens ställning
- 12_13 Ett Finland med mer omfattande invandring
- 12_14 Ett Finland med mindre inkomstskillnader
- 12_15 Ett Finland som förbinder sig i lägre grad till Europeiska unionen
- 12_16 Ett Finland som producerar mer energi med kärnkraft
- 12_17 Ett Finland med färre kommuner
- 12_18 Ett miljövänligare Finland, även om det innebar låg ekonomisk tillväxt eller ingen tillväxt alls

UUSI CSES MODULE 5 (2016 – 2021)

Q02. Hur noga följer du politik via TV, radio, tidningar eller internet?

- 1. Mycket noga
- 2. Ganska noga
- 3. Inte särskilt noga
- 4. Inte alls noga
- 7. Vill ej uppge (spontant)
- 8. Vet ej (Spontant)
- 9. Missing

Q03. Vad anser du om följande påstående?

Jag känner att jag förstår Finlands viktigaste politiska frågor.

- 1. Helt av samma åsikt
- 2. Delvis av samma åsikt
- 3. Varken av samma eller annan åsikt
- 4. Delvis av annan åsikt

5. Helt av annan åsikt

8. Vill ej uppge (spontant)

8. Vet ej (Spontant)

9. Missing

Q04. Vad anser du om följande påståenden?

1. Helt av samma åsikt

2. Delvis av samma åsikt

3. Varken av samma eller annan åsikt

4. Delvis av annan åsikt

5. Helt av annan åsikt

8. Vill ej uppge (spontant)

8. Vet ej (Spontant)

9. Missing

Q04a. Att kompromissa i politiken innebär i själva verket bara att man ger avkall på sina principer

Q04b. De flesta politiker bryr sig inte om folket

Q04c. Det går att lita på de flesta politiker

Q04d. Politikerna är det största problemet i Finland

Q04e. Att ha en stark ledare är bra för Finland även om ledaren tänjer på reglerna för att få saker genomförda

Q04f. Folket och inte politikerna borde fatta de viktigaste politiska besluten

Q04g. De flesta politiker bryr sig bara om de rikas och mäktigas intressen

Q05a. Minoriteter bör anpassa sig till finländska seder och traditioner

Q05b. Majoritetens vilja bör alltid vara avgörande, även när det gäller minoriteters rättigheter

Q05c. Generellt sett är invandring bra för den finländska ekonomin

Q05d. Generellt sett påverkas finländsk kultur negativt av invandring

Q05e. Invandrare ökar brottsligheten i Finland

Q06. Hur viktigt tycker du följande saker är för att vara finländare.

1. Mycket viktigt

2. Ganska viktigt

3. Inte särskilt viktigt

4. Inte alls viktigt

Q06a. ... att vara född i Finland.

Q06b. ... att ens mor- och farföräldrar är födda i Finland.

Q06c. ... att kunna tala något av nationalspråken (finska eller svenska).

Q06d. ... att följa finska seder och traditioner.

Q07. Hur vanligt tror du att det är med korruption bland finländska politiker, som att exempelvis ta mutor?

1. Mycket vanligt
2. Ganska vanligt
3. Inte särskilt vanligt
4. Inte alls vanligt

5. Vet ej (spontant)
6. Vill ej uppge (spontant)
7. Missing

Q08. Regeringen borde vidta åtgärder för att minska inkomstskillnaderna.

1. Helt av samma åsikt
2. Delvis av samma åsikt
3. Varken av samma eller annan åsikt
4. Delvis av annan åsikt
5. Helt av annan åsikt

8. Vill ej uppge (spontant)
8. Vet ej (Spontant)
9. Missing

Q09. Hur bra eller dåligt anser du att Sipiläs regering lyckades i sitt arbete under den förra valperioden?

1. Väldigt bra
2. Bra
3. Varken bra eller dåligt
4. Dåligt
5. Väldigt dåligt

8. Vill ej uppge (spontant)
8. Vet ej (spontant)
9. Missing

Q10a. (FILTER) Representerar något av partierna i Finland dina åsikter någorlunda väl?

1. Ja
2. Nej

Q10b. Vilket parti?

01. Finlands Socialdemokratiska Parti
02. Samlingspartiet

- 03. Sannfinländarna
- 04. Centern i Finland
- 05. Gröna förbundet
- 06. Vänsterförbundet
- 07. Svenska folkpartiet i Finland
- 08. Kristdemokraterna i Finland
- 09. Blå framtid
- 10. Något annat parti eller någon annan gruppering, vilket/vilken? (avovastaus)

Q22. Betraktar du dig i allmänhet som anhängare av något parti?

- 1. Ja → Gå till Q22b.
- 5. Nej
- 7. Vill ej uppge (spontant)
- 8. Vet ej (spontant)
- 9. Missing

Q22a. Är det något parti som står dig närmare än de andra partierna?

- 1. Ja
- 5. Nej → Gå till Q22c.

- 7. Vill ej uppge (spontant) → Gå till Q22c.
- 8. Vet ej (spontant) → Gå till Q22c.
- 9. Missing

Q22b. Vilket parti?

BARA ETT SVAR

- 01. Finlands Socialdemokratiska Parti
- 02. Samlingspartiet
- 03. Sannfinländarna
- 04. Centern i Finland
- 05. Gröna förbundet
- 06. Vänsterförbundet
- 07. Svenska folkpartiet i Finland
- 08. Kristdemokraterna i Finland
- 09. Blå framtid
- 10. Något annat parti eller någon annan gruppering, vilket/vilken? (avovastaus)
- 97. Vill ej uppge (spontant)
- 98. Vet ej (spontant)
- 99. Missing

Q22c. Upplever du att detta parti står dig mycket nära, ganska nära eller inte särskilt nära? (*frågas av de respondenter som svarade på fråga Q22a.*)

1. Mycket nära
2. Ganska nära
3. Inte särskilt nära
7. Vill ej uppge (spontant)
8. Vet ej (spontant)
9. Missing

Q12LH-a. Nuförtiden är det många som av en eller annan anledning inte röstar i val. Lät du bli att rösta i det här riksdagsvalet?

5. Jag röstade inte denna gång → Gå till fråga K13
2. Jag förhandsröstade → Gå till fråga Q12LH-b
1. Jag röstade på valdagen → Gå till fråga Q12LH-b
7. Vill ej uppge (spontant)
8. Vet ej (spontant)
9. Missing

K13. Hur självklart var det för dig att inte rösta?

1. Helt självklart
2. Tanken på att gå och rösta föll mig in, men jag övervägde inte det på allvar
3. Jag övervägde även på allvar att gå och rösta
96. Vet ej (spontant)

K14. Om du hade gått och röstat, vilket partis eller vilken grupperings kandidat skulle du ha röstat på? (OBS! ENDA ETT, KORT)

01. Finlands Socialdemokratiska Parti
02. Samlingspartiet
03. Sannfinländarna
04. Centern i Finland
05. Gröna förbundet
06. Vänsterförbundet
07. Svenska folkpartiet i Finland
08. Kristdemokraterna i Finland
09. Blå framtid
10. Något annat parti eller någon annan gruppering, vilket/vilken? (avovastaus)

→ gå till fråga Q13a

90. Inget av dem → gå till Q13a

- 96. Vet ej (spontant) → gå till Q13a
- 97. Vill ej uppge (spontant) → gå till Q13a

Q12LH-b. Om respondenten röstade: Vilket partis eller vilken grupperings kandidat röstade du på i riksdagsvalet?

- 01. Finlands Socialdemokratiska Parti
 - 02. Samlingspartiet
 - 03. Sannfinländarna
 - 04. Centern i Finland
 - 05. Gröna förbundet
 - 06. Vänsterförbundet
 - 07. Svenska folkpartiet i Finland
 - 08. Kristdemokraterna i Finland
 - 09. Blå framtid
 - 10. Något annat parti eller någon annan gruppering, vilket/vilken? (avovastaus)
-
- 95. Röstade blankt
 - 96. Vet ej (spontant)
 - 97. Vill ej uppge (spontant)
 - 99. Missing

K15. Hur lätt eller svårt var det för dig att välja det parti eller den gruppering vars kandidat du röstade på?

- 1. Mycket lätt
- 2. Ganska lätt
- 3. Ganska svårt
- 4. Mycket svårt
- 5. Jag röstade inte
- 6. Vet ej (spontant)

K16. Hur lätt eller svårt var det för dig att hitta en lämplig kandidat?

- 1. Mycket lätt
- 2. Ganska lätt
- 3. Ganska svårt
- 4. Mycket svårt
- 5. Jag röstade inte
- 6. Vet ej (spontant)

K17. Övervägde du att rösta på något annat partis eller någon annan grupperings kandidat?

- 1. Ja
- 2. Nej → Gå till fråga Q13a.

- 96. Vet ej (spontant) → Gå till fråga Q13a.

97. Vill ej uppge (spontant) → Gå till fråga Q13a.

K18. Vilket parti eller vilken gruppering? VÄLJ ENDAST ETT

- 01. Finlands Socialdemokratiska Parti
 - 02. Samlingspartiet
 - 03. Sannfinländarna
 - 04. Centern i Finland
 - 05. Gröna förbundet
 - 06. Vänsterförbundet
 - 07. Svenska folkpartiet i Finland
 - 08. Kristdemokraterna i Finland
 - 09. Blå framtid
 - 10. Något annat parti eller någon annan gruppering, vilket/vilken? (öppet svar)
96. Vet ej (spontant)
97. Vill ej uppge (spontant)

Q13a. Röstade du för fyra år sedan, i riksdagsvalet 2015?

- 1. Ja
- 5. Nej → Gå till fråga Q14a.
- 6. Hade inte rösträtt i föregående val → Gå till fråga Q14a.
- 7. Vill ej uppge (spontant) → Gå till fråga Q14a.
- 8. Vet ej (spontant) → Gå till fråga Q14a.
- 9. Missing

Q13b. Vilket partis eller vilken grupperings kandidat röstade du på då?

- 01. Centern i Finland
 - 02. Sannfinländarna
 - 03. Samlingspartiet
 - 04. Finlands Socialdemokratiska Parti
 - 05. Gröna förbundet
 - 06. Vänsterförbundet
 - 07. Svenska folkpartiet i Finland
 - 08. Kristdemokraterna i Finland
 - 09. Något annat parti eller någon annan gruppering, vilket/vilken? (öppet svar)
96. Röstade blankt
97. Vet ej (spontant)
98. Vill ej uppge (spontant)

99. Missing

Q14a. Somliga säger att det inte spelar någon roll vilka som sitter vid makten. Andra säger att det spelar en stor roll vilka som sitter vid makten. Om du använder skalan på kortet, vilken är din uppfattning? (KORT)

1. Det spelar inte någon roll vilka som sitter vid makten
- 2.
- 3.
- 4.
5. Det spelar en stor roll vilka som sitter vid makten
7. Vill ej uppge (spontant)
8. Vet ej (spontant)
9. Missing

Q14b. Somliga säger att oavsett vem folk röstar på spelar det inte någon roll för vad som händer. Andra säger att vem folk röstar på kan spela en stor roll för vad som händer. Om du använder skalan på kortet, vilken är din uppfattning? (KORT)

1. Vem folk röstar på spelar inte någon roll för vad som händer
- 2.
- 3.
- 4.
5. Vem folk röstar på kan spela en stor roll för vad som händer
7. Vill ej uppge (spontant)
8. Vet ej (spontant)
9. Missing

Q15. Vad anser du om följande (politiska) partier på en skala från 0–10, där 0 betyder att du ogillar ett parti starkt och 10 att du gillar ett parti starkt. (KORT)

00. Ogillar starkt
- 01.
- 02.
- 03.
- 04.
- 05.
- 06.
- 07.
- 08.

- 09.
- 10. Gillar starkt

- 96. Har inte hört talas om partiet
- 97. Vill ej uppge (spontant)
- 98. Vet inte tillräckligt mycket om partiet / Kan inte bedöma partiet på skalan
- 99. Missing

Q15a. Finlands Socialdemokratiska Parti (SDP)

Q15b. Samlingspartiet (Saml)

Q15c. Sannfinländarna (Sannf)

Q15d. Centern i Finland (C)

Q15e. Gröna förbundet (Gröna)

Q15f. Vänsterförbundet (VF)

Q15g. Svenska folkpartiet i Finland (SFP)

Q15h. Kristdemokraterna i Finland (KD)

Q15i. Blå framtid (Blå)

Q16. Vad anser du om partiernas ordförande på en skala från 0–10, där 0 betyder att du ogillar ordföranden starkt och 10 att du gillar ordföranden starkt. (KORT)

- 00. Ogillar stark
- 01.
- 02.
- 03.
- 04.
- 05.
- 06.
- 07.
- 08.
- 09.
- 10. Gillar starkt

- 96. Har inte hört talas om partiets ordförande
- 97. Vill ej uppge (spontant)
- 98. Vet inte tillräckligt mycket om partiordföranden / Kan inte bedöma partiordföranden på skalan
- 99. Missing

Q16a. Antti Rinne (SDP)

Q16b. Petteri Orpo (Saml)

Q16c. Jussi Halla-aho (Sannf)

Q16d. Juha Sipilä (C)

Q16e. Pekka Haavisto (Gröna)

Q16f. Li Andersson (VF)

Q16g. Anna-Maja Henriksson (SFP)

Q16h. Sari Essayah (KD)

Q16i. Sampo Terho (Blå)

Q17. I politiken talar man ibland om vänster och höger. Vi använder en skala där noll står för vänster och tio står för höger. Var skulle du placera följande partier på denna skala? (KORT)

00. Vänster

01.

02.

03.

04.

05.

06.

07.

08.

09.

10. Höger

95. Känner inte till uppdelningen vänster-höger (spontant)

96. Har inte hört talas om partiet (spontan)

97. Vill ej uppge (spontant)

98. Vet ej var (spontant)

99. Missing

Q17a. Finlands Socialdemokratiska Parti (SDP)

Q17b. Samlingspartiet (Saml)

Q17c. Sannfinländarna (Sannf)

Q17d. Centern i Finland (C)

Q17e. Gröna förbundet (Gröna)

Q17f. Vänsterförbundet (VF)

Q17g. Svenska folkpartiet i Finland (SFP)

Q17h Kristdemokraterna i Finland (KD)

Q17i. Blå framtid (Blå)

Q18. Var skulle du placera dig själv på samma skala?

00. Vänster

01.

02.

03.

04.

05.

06.

- 07.
- 08.
- 09.
- 10. Höger

- 95. Känner inte till uppdelningen vänster-höger (spontant)
- 97. Vill ej uppge (spontant)
- 98. Vet ej var (spontant)
- 99. Missing

Q21. Hur nöjd är du med hur demokratin fungerar i Finland?

- 1. Mycket nöjd
- 2. Ganska nöjd
- 4. Inte särskilt nöjd
- 5. Inte alls nöjd
- 7. Vill ej uppge (spontant)
- 8. Vet ej (spontant)
- 9. Missing.

K19. Vad var egentligen viktigast för dig när du röstade, partiet eller kandidaten?

- 1. Partiet var viktigare
- 2. Kandidaten var viktigare
- 96. Vet ej (spontant)

K20. Vilken betydelse hade följande skäl för ditt partival i detta riksdagsval?

- 1. Avgörande betydelse
- 2. Stor betydelse
- 3. Viss betydelse
- 4. Ingen betydelse
- 96. Vet ej (spontant)

K20_1 Partiets representanters uppträdande i TV:s valprogram

K20_2 Partiet arbetar för den yrkesgrupp som jag själv tillhör

K20_3 Partiet har en bra partiledare

K20_4 Partiets värdegrund

K20_5 Partiet har en bra linje i många av de frågor som har varit aktuella

K20_6 Partiet har kompetenta personer som kan sköta den politik som bedrivs i landet

K20_7 Partiets agerande under den senaste mandatperioden

K20_8 Partiets lyckade valkampanj

K20_9 Partiets ledare var enligt min mening bäst lämpad som statsminister

K20_10 Jag ville påverka regeringens sammansättning

K20_11 Någon i min familj röstade på partiet

K20_12 En vän röstade på partiet

K20_13 Rekommendationer i ett eller flera kandidattest på internet (s.k. valkompasser)

K20_14 Partiet håller oftast sina vallöften

K21. Hur stor betydelse hade följande omständigheter för ditt kandidatval?

1. Avgörande betydelse
2. Stor betydelse
3. Viss betydelse
4. Ingen betydelse

96. Vet ej (spontant)

K21_1 Kandidatens ålder

K21_2 Kandidatens kön

K21_3 Kandidatens utbildning

K21_4 Kandidatens bostadsort

K21_5 Kandidatens tidigare erfarenhet av politik

K21_6 Kandidatens trovärdighet

K21_7 Kandidatens förmåga att driva frågor

K21_8 Kandidatens utseende och stil

K21_9 Kandidatens förmåga att tala och framträda

K21_10 Kandidaten var sedan tidigare offentligt känd

K21_11 Kandidatens åsikter och ställningstaganden

K21_12 Kandidatens partitillhörighet

K21_13 Kandidatens valkampanj och valreklam

K21_14 Kandidatens möjligheter att bli invald

K21_15 Kandidatens öppenhet kring sin valfinansiering

K21_16 Kandidatens svar i kandidattest på internet (s.k. valkompasser)

K21_17 Kandidatens eller hans/hennes partis allmänna synlighet på internet och i sociala medier

K21_18 Någon i min familj röstade på partiet

K21_19 En vän röstade på kandidaten

K22. Om kandidaten du röstade på hade representerat ett annat parti, skulle du i så fall också ha röstat på honom/henne?

1. Ja
2. Jag skulle ha röstat på kandidaten om han/hon hade representerat ett annat parti som passar mig
3. Nej, jag skulle inte ha röstat på kandidaten ifall han/hon hade representerat något annat parti
96. Vet ej (spontant)

K23. Vi har här kandidatlistan för din valkrets. Är du villig att berätta vilken kandidat du röstade på i riksdagsvalet? Det är helt frivilligt och konfidentiellt att svara.

1. Ja → Gå till fråga K24
2. Nej → Gå till fråga K25

K24. Vilken kandidat röstade du på? → Gå till fråga K27 efter svaret

K25. Röstade du på en kandidat av samma kön som du själv?

1. Ja
2. Nej
96. Vet ej (spontant)

K26. Hur gammal är den kandidat som du röstade på?

1. Ungefär lika gammal som jag själv
2. Betydligt yngre än jag själv
3. Betydligt äldre än jag själv
96. Vet ej (spontant)

K27. Röstade du på samma kandidat i föregående riksdagsval?

1. Ja
2. Nej
96. Vet ej (spontant)

K28. På vilket sätt kände du till den kandidat som du röstade på?

1. Jag kände kandidaten personligen
2. En vän, bekant eller släkting kände kandidaten personligen
3. Genom media kände jag till kandidaten redan innan valkampanjen
4. Jag röstade på kandidaten på basis av valkampanjen
5. Jag valde kandidaten utan att känna till honom/henne närmare
96. Vet ej (spontant)

K29. När bestämde du dig för det parti som du röstade på? (KORT)

1. Samma dag som jag röstade
2. Några dagar innan jag röstade
3. En till två veckor innan jag röstade
4. En till två månader innan jag röstade
5. Jag bestämde mig redan före årsskiftet
6. Jag röstar alltid på samma parti i riksdagsval
96. Vet ej (spontant)

K30. När bestämde du dig för den kandidat som du röstade på? (KORT)

1. Samma dag som jag röstade

2. Någon dag innan jag röstade
3. En till två veckor innan jag röstade
4. En till två månader innan jag röstade
5. Jag bestämde mig redan före årsskiftet
96. Vet ej (spontant)

K31. Skulle du säga att man kan lita på de flesta människor eller att man inte kan vara försiktig nog när man har att göra med andra människor? Svara på en skala från 0 till 10, där 0 betyder att man inte kan vara försiktig nog och 10 betyder att man kan lita på de flesta människor.

0 Man kan inte vara försiktig nog

- 1
- 2
- 3
- 4
- 5
- 6
- 7
- 8
- 9

10 Man kan lita på de flesta människor

96 Vet ej (spontant)

K32. I vilken utsträckning har du förtroende för följande aktörer? Ange ditt förtroende för varje aktör på en skala från 0 till 10, där

0. "har inte alls förtroende"

10. "har fullständigt förtroende"

(KORT)

- K32_1 Republikens president
- K32_2 Politiska partier
- K32_3 Riksdagen
- K32_4 Finlands regering (statsrådet)
- K32_5 Politiker
- K32_6 Europeiska unionen
- K32_7 Rättsväsendet
- K32_8 Statliga och kommunala tjänstemän
- K32_9 Evangelisk-lutherska kyrkan
- K32_10 Polisen
- K32_11 Fackföreningar
- K32_12 Massmedier
- K32_13 Banker
- K32_14 Storföretag
- K32_15 Universitet och forskningsinstitut

K33. Frågor som mäter politisk kunskapsnivå (K33_1 – K33_5)

K33_1 Vem av följande var finansminister i Finlands regering före riksdagsvalet?

1. Paula Risikko
2. Petteri Orpo
3. Antti Rinne
4. Anne Berner
96. Vet ej (spontant)

K33_2 Hur hög var arbetslösheten i Finland i februari 2019 enligt statistikcentralen?

1. 2,1%
2. 4,9%
3. 7,4%
4. 11,5%
96. Vet ej (spontant)

K33_3 Vilket av följande partier är näst störst i den nyvalda riksdagen, mätt i antalet riksdagsmandat?

1. SDP
2. Sannfinländarna
3. Samlingspartiet
4. Centern
96. Vet ej (spontant)

K33_4 Vem är ordförande för den europeiska kommissionen?

1. José Manuel Barroso
2. Angela Merkel
3. Jean-Claude Juncker
4. Donald Tusk
96. Vet ej (spontant)

K33_5 Vad menar man enligt din uppfattning med ett parlamentariskt statsskick?

1. Folkstyre
2. Att riksdagen har regeringens förtroende
3. Att regeringen har riksdagens förtroende
4. Att regeringen har presidentens förtroende
96. Vet ej (spontant)

TAUSTAMUUTTUJAT

D1. Ditt födelseår (öppen fråga)

D2. Kön?

1. Man
2. Kvinna
3. Annat (spontant)
7. Vill ej uppge (spontant)
9. Missing

D3. Vilken är din högsta utbildningsgrad eller examen?

1. Grundskola, klasserna 1–6, folkskola
2. Grundskola, klasserna 7–9, 10, mellanskola
3. Kort yrkesutbildning (yrkesskola, -institut, -kurs)
4. Yrkesutbildning på institutnivå
5. Studentexamen
6. Yrkehögskoleexamen eller motsvarande
7. Universitetsexamen (kandidat eller magister)
8. Vetenskaplig forskarexamen
96. Ingen utbildning
97. Vill ej uppge (spontant)
98. Vet ej (spontant)
99. Missing

D4. Civilstånd

1. Gift eller i registrerat partnerskap
2. Änka/änkling
3. Frånskild eller separerad
4. Ogift
5. Sambo
6. Annat
7. Vill ej uppge (spontant)
8. Vet ej (spontant)
9. Missing

D33. Hur är ditt allmänna hälsotillstånd?

1. Mycket gott
2. Gott
3. Hyggligt
4. Dåligt
5. Mycket dåligt
96. Vet ej (spontant)

D5. Är du medlem i något fackförbund? Om ja, hur aktiv är du i dess verksamhet?

1. Nej → D35
2. Ja, men deltar inte i dess verksamhet → D34
3. Ja, och deltar lite i dess verksamhet → D34
4. Ja, och deltar aktivt i dess verksamhet → D34
96. Vet ej (spontant) → D35

D34. Till vilken av följande fackliga centralorganisationer hör ditt fackförbund?

1. FFC
2. FTFC
3. AKAVA
4. MTK + SLC
5. Annan. Vilken?
96. Vet ej (spontant)

D35. Bortsett från arbets- eller yrkesrelaterade föreningar, hur många föreningar är du medlem i? (Betalande medlem)

1. Ingen
2. En eller två föreningar
3. Tre eller fler föreningar
96. Vet ej (spontant)

D06. Vilket av följande stämmer in på din livssituation?

1. Heltidsarbetande (minst 32 timmar per vecka)
2. Halvtidsarbetande (15–31 timmar per vecka)
3. Deltidsarbetande (under 15 timmar per vecka)
4. Arbetslös
5. Studerande eller skolelev
6. Pensionerad på grund av ålder eller tjänsteår
7. Sköter hushållet
8. Pensionerad på grund av sjukdom eller skada
9. I militär- eller civiltjänstgöring
10. Föräldraledig eller vårdledig
11. Närståendevårdare
12. Något annat. Vad?
97. Vill ej uppge (spontant)
96. Vet ej (spontant)
99. Missing

D07. Vilket är ditt nuvarande eller senaste yrke? Uppge ditt huvudsakliga yrke så noggrant som möjligt, t.ex. elektronikmontör (hellre än montör). Uppge yrkesbeteckning, inte examensbenämning. (öppen fråga)

D07a. Till vilken yrkesgrupp anser du dig i första hand höra?

1. Lantbruks-, jordbruksföretagare
2. Egenföretagare, arbetsgivare, yrkesutövare
3. Ledande ställning i annans tjänst
4. Högre tjänsteman
5. Lägre tjänsteman
6. Arbetstagare
7. Pensionär → Gå till D20
8. Skolelev, studerande → Gå till D20
9. Hemmamamma eller hemmapappa → Gå till D20
10. Arbetslös → Gå till D20
11. Annan → Gå till D20

D13. OM du ARBETAR: Inom vilken sektor arbetar du?

1. Stat, kommun eller församling
2. Privatföretag
3. Företag som helt eller delvis ägs av stat eller kommun
4. Tredje sektorn (t.ex. icke vinstbringande organisation)
96. Vet ej (spontant)

D14. Vilket är din makes/makas nuvarande eller senaste yrke? (öppen fråga)?

D09. Hur stora är ditt hushålls sammanlagda bruttoinkomster per år (inkomster före skatt) inklusive skattepliktiga socialförmåner?

D20. Hur många personer bor i ditt hushåll? Totalt: _____ personer

D21b. Hur många av dessa är barn eller ungdomar i åldern 7–17 år: Totalt: _____ personer

D21c. Hur många av dessa är barn i åldern 0–6 år: Totalt _____ personer

D11. Hur ofta går du i kyrkan, om du bortser från bröllop, begravningar och liknande?

1. Aldrig
2. En gång om året
3. 2–11 gånger om året
4. En gång i månaden
5. Två gånger i månaden eller oftare
6. En gång i veckan eller oftare
7. Vill ej uppge (spontant)

- 8. Vet ej (spontant)
- 9. Missing

D23. Hur religiös är du?

- 1. Inte alls religiös
- 2. Inte speciellt religiös
- 3. Ganska religiös
- 4. Mycket religiös
- 7. Vill ej uppge (spontant)
- 8. Vet ej (spontant)
- 9. Missing

D10. Är du medlem av någon kyrka eller något religiöst samfund?

- 1 Evangelisk-lutherska kyrkan
- 2 Ortodoxa kyrkan
- 3 Romersk-katolska kyrkan
- 4. Annan kyrka eller annat religiöst samfund. Vilket?
- 5. Jag hör inte till kyrkan eller något annat religiöst samfund
- 97. Vill ej uppge (spontant)
- 96. Vet ej (spontant)
- 99. Missing

D37. Modersmål

- 1. Finska
- 2. Svenska
- 3. Något annat språk. Vilket? _____

D16. Vilket eller vilka språk används främst i ditt hem?

- 1. Bara finska
- 2. Bara svenska
- 3. Finska och svenska
- 4. Finska och något annat språk
- 5. Svenska och något annat språk
- 6. Bara andra språk än finska och svenska
- 997. Vill ej uppge (spontant)
- 998. Vet ej (spontant)
- 999. Missing

D38. Anser du att du hör till en etnisk minoritetsgrupp i Finland?

1. Ja, lägg till: till vilken grupp? (öppen fråga)
2. Nej
96. Vet ej (spontant)

D15. Är dina föräldrar eller någondera av dem födda i ett annat land än Finland?

1. Ja
2. Nej
997. Vill ej uppge (spontant)
998. Vet ej (spontant)
999. Missing

D17. Hemkommun (där du har rösträtt) (intervjuaren har kommunkod)

D19. Bor du i...

1. Centrum av en stor stad (mer än 100 000 invånare)
2. Centrum av en mindre stad (mindre än 100 000 invånare)
3. En förstad eller förort
4. Kommuncentrum eller annan tätort
5. Glesbygden på landet
7. Vill ej uppge (spontant)
8. Vet ej (spontant)
9. Missing

D23. Inom vilket postnummerområde bor du? Postnummer: (öppen)

D40. Bodde du inom samma valkrets som nu vid senaste riksdagsvalet år 2015?

1. Ja
2. Nej
96. Vet ej (spontant)

D41. Har du varit arbetslös under de senaste 12 månaderna?

1. Nej
2. Ja, tillsammans ungefär ____ månader
96. Vet ej (spontant)

REKRY1 Villig att svara på drop-offen? (Tähän mittauslaitoksen muotoilu)

1. Ja

2. Nej

Appendix C

Questionnaire in Finnish: Self-administered questionnaire

KYSELYLOMAKE: FSD3467 EDUSKUNTAVAALITUTKIMUS 2019

QUESTIONNAIRE: FSD3467 FINNISH NATIONAL ELECTION STUDY 2019

Tämä kyselylomake on osa yllä mainittua Yhteiskuntatieteelliseen tietöarkistoon arkistoitua tutkimusaineistoa.

Kyselylomaketta hyödyntävien tulee viitata siihen asianmukaisesti lähdeviitteellä.

This questionnaire forms a part of the above mentioned dataset, archived at the Finnish Social Science Data Archive.

If the questionnaire is used or referred to in any way, the source must be acknowledged by means of an appropriate bibliographic citation.

Detta frågeformulär utgör en del av den ovannämnda datamängden, arkiverad på Finlands samhällsvetenskapliga dataarkiv.

Om frågeformuläret är utnyttjat eller refererat till måste källan anges i form av bibliografisk referens.


Arvoisa vastaaja

Jätämme sinulle ohessa ns. perävaunulomakkeen. Lomakkeella kerätään äsken tehtyä haastattelua täydentävää tietoa. Tutkimukset kuuluvat Oikeusministeriön rahoittamaan ja vaalitutkimuskonsortion toteuttamaan vuoden 2019 eduskuntavaalitutkimukseen. Hanke on osa kansalaisten poliittista osallistumista käsittelevää kansainvälistä tutkimusta. Tutkimuksen onnistumisen kannalta on erittäin tärkeää, että vastaatte kyselyyn. Tutkimusta koordinoi Åbo Akademin Yhteiskuntatieteen tutkimuslaitos Samforsk. Hankkeeseen kuuluu yli 20 tutkijaa Helsingin, Tampereen ja Turun yliopistoista sekä Åbo Akademiasta. Tiedonkeruusta vastaa Taloustutkimus Oy.

Taloustutkimus Oy on puolueeton tutkimuslaitos, joka tekee kyselytutkimuksia erilaisista aiheista yrityksille ja kuluttajille. Noudatamme Kansainvälisen Kauppakamarin tutkimussääntöjä, joten kaikki vastaukset käsitellään luottamuksellisina. Kenenkään vastaajan tietoja ei käytetä yksittäisinä vaan osana ryhmää.

Voit osallistua joko sähköisesti tai palauttamalla kirjekyselyn

Miten osallistun sähköisesti? Vastaa kyselyyn seuraamalla alla olevia ohjeita.

VAIHE 1

Mene tietokoneella, tabletilla tai älypuhelimella osoitteeseen:

survey.taloustutkimus.fi/vaali/suomi

VAIHE 2

Syötä kirjautumiskoodisi:
<<person1logincode>>
annettuihin lokeroihin

VAIHE 3

Täytä kysely ja
lähetä se, kun olet valmis

Miten osallistun kirjekyselyyn?

Vastaa kirjekyselyyn rastittamalla ruutu valitsemasi vastausvaihtoehdon kohdalta. Pyydämme sinua käyttämään vastatessasi tummanväristä kynää, esimerkiksi sinistä tai mustaa kuulakärkikynää. Lomakkeet tallennetaan koneellisesti, joten on tärkeää, että vastausrastit pysyvät vastausruutujen sisäpuolella. Mikäli teet vastausmerkintöjä vastausruutuun, johon ette ole niitä tarkoittanut, pyydämme että mustaat koko sen ruudun, jossa väärä merkintä on. Toivomme sinun vastaavan kysymyksiin ja palauttavan lomakkeen Taloustutkimus Oy:n vastauskirjekuoressa mahdollisimman pian, viimeistään kuitenkin viikon kuluessa. Postimaksu on maksettu valmiiksi puolestanne.

Vastaaminen kannattaa, sillä lähetämme kaikille lomakkeen täyttäneille kiitokseksi sähköisen viiden euron lahjakortin tai Ässä-arvan. Saat palkkiosi postittamalla lomakkeen mukana jaettavan yhteydenottokortin.

Lisätiedot

Jos haluat lisätietoja tästä tutkimushankkeesta, voit ottaa yhteyttä vaalitutkimuskonsortion johtajaan, professori Kimmo Grönlundiin sähköposti: [yhteystieto poistettu]. Jos haluat kysyä jotain lomakkeen täyttämisestä, voit soittaa Taloustutkimukseen tutkimusjohtaja Tuomo Turjalle, [yhteystiedot poistettu].

Kiitos etukäteen osallistumisestanne tutkimukseen!**TALOUSTUTKIMUS OY**

Tuomo Turja
tutkimusjohtaja

KYSELYLOMAKE: Eduskuntavaalitutkimus 2019

FRÅGEFORMULÄR: Riksdagsvalundersökningen 2019

QUESTIONNAIRE: Finnish National Election Study 2019

EDUSKUNTAVAALITUTKIMUS 2019
RIKSDAGSVALUNDERSÖKNING 2019
Perävaunu / Drop-off

Final version 5.4.2019

PERÄVAUNU, FNES 2019

A) HALLITUS JA OPPOSITIO

P1.1. Miten puolueiden tavoitteet erottuivat mielestäsi toisistaan juuri käydyissä eduskuntavaaleissa?

Oliko erojen havaitseminen sinulle:

1. Hyvin helppoa
2. Melko helppoa
3. Ei helppoa eikä vaikeaa
4. Melko vaikeaa
5. Hyvin vaikeaa
6. En osaa sanoa

P1.2. Entä miten puolueiden tavoitteet erottuivat ennen vaaleja mielestäsi seuraavissa asioissa? Arvioi kutakin asiakysymystä sen mukaan, oliko puolueiden välisten erojen havaitseminen sinulle:

1. Hyvin helppoa
2. Melko helppoa
3. Ei helppoa eikä vaikeaa
4. Melko vaikeaa
5. Hyvin vaikeaa
6. En osaa sanoa

Työllisyyttä ja työllistymistä koskevat asiat

Verotusta koskevat asiat

Yritysten toimintaedellytyksiä koskevat asiat

Ympäristöä ja ilmastonmuutoksen hillintää koskevat asiat

Vanhustenhoitoa koskevat asiat

Sosiaali- ja terveydenhuoltoa koskevat asiat

Nuoria ja lapsiperheitä koskevat asiat

Koulutukseen liittyvät asiat

Maahanmuuttoa ja maahanmuuttajia koskevat asiat

Vähemmistöjen oikeuksia koskevat asiat

P2. Kuinka hyvin tai huonosti Juha Sipilän hallitus onnistui mielestäsi hoitamaan seuraavia asioita viime vaalikaudella?

1. Erittäin hyvin
2. Melko hyvin
3. Ei hyvin eikä huonosti
4. Melko huonosti
5. Erittäin huonosti
6. En osaa sanoa

Työllisyyttä ja työllistymistä koskevat asiat

Verotusta koskevat asiat

Yritysten toimintaedellytyksiä koskevat asiat

Ympäristöä ja ilmastonmuutoksen hillintää koskevat asiat
Vanhustenhoitoa koskevat asiat
Sosiaali- ja terveydenhuoltoa koskevat asiat
Nuoria ja lapsiperheitä koskevat asiat
Koulutukseen liittyvät asiat
Maahanmuuttoa ja maahanmuuttajia koskevat asiat
Vähemmistöjen oikeuksia koskevat asiat

P3. Mitkä seuraavista asioita kiinnostivat sinua eniten juuri käytyjen eduskuntavaalien vaalikampanjassa?
Mainitse kolme tärkeintä.

1. Kiinnostavin asia
2. Toiseksi kiinnostavin asia
3. Kolmanneksi kiinnostavin asia

Työllisyyttä ja työllistymistä koskevat asiat
Verotusta koskevat asiat
Yritysten toimintaedellytyksiä koskevat asiat
Ympäristöä ja ilmastonmuutoksen hillintää koskevat asiat
Vanhustenhoitoa koskevat asiat
Sosiaali- ja terveydenhuoltoa koskevat asiat
Nuoria ja lapsiperheitä koskevat asiat
Koulutukseen liittyvät asiat
Maahanmuuttoa ja maahanmuuttajia koskevat asiat
Vähemmistöjen oikeuksia koskevat asiat

B) ASIAKYSYMYKSET

P4. Mitä mieltä olet seuraavista ajankohtaisia poliittisia kysymyksiä koskevista väittämistä?

1. Täysin samaa mieltä
2. Jokseenkin samaa mieltä
3. Jokseenkin eri mieltä
4. Täysin eri mieltä
5. En osaa sanoa

P4_1 Euroopan unionin jäsenyys on ollut Suomelle kaiken kaikkiaan myönteinen asia
P4_2 Suomen tulee vahvistaa pohjoismaista yhteistyötä
P4_3 Suomen tulee erota EU:sta
P4_4 Demokratian ongelma on, että useimmat ihmiset eivät tiedä, mikä on heidän itsensä kannalta parasta
P4_5 Useimmat ihmiset ovat tarpeeksi järkeviä arvioidakseen, onnistuuko hallitus tomissaan
P4_6 Maamme kaipaa vahvoja johtajia, jotka kykenevät palauttamaan yhteiskuntaan kurin ja järjestyksen
P4_7 Suomen tulee liittyä Naton jäseneksi
P4_8 Venäjä muodostaa turvallisuuspoliittisen uhan Suomelle
P4_9 Valtion tulisi huolehtia ensisijaisesti syntyperäisten suomalaisten toimeentulosta
P4_10 Koko Suomi on pyrittävä pitämään asutettuna kustannuksista huolimatta
P4_11 Suomi on liian innokas toteuttamaan EU:n ympäristö- ja ilmastotavoitteita
P4_12 Työehdot ja palkat pitäisi sopia paikallisesti ilman keskusjärjestöjä

- P4_13 Samaa sukupuolta olevien oikeus avioliiton solmimiseen on hyvä asia
- P4_14 Samaa sukupuolta olevien oikeus adoptioon on hyvä asia
- P4_15 Sosiaali- ja terveyspalveluiden uudistaminen nykyistä suurempiin vastuuyksiköihin eli sote-uudistus on hyvä asia
- P4_16 Suomen talouden tasapainottamiseksi on leikattava julkisia palveluita
- P4_17 Suomessa on liian tiukka alkoholilainsäädäntö
- P4_18 Kerjääminen tulee kieltää
- P4_19 Suomalaisten tulee olla työelämässä nykyistä pidempään
- P4_20 Ruotsin kielen opiskelun tulee olla vapaaehtoista
- P4_21 Yleinen asevelvollisuus on säilytettävä Suomessa
- P4_22 Suomessa on turvallista elää
- P4_23 Suomen tulee torjua ilmastonmuutosta huomattavasti nykyistä aktiivisemmin

C) ÄÄNESTÄMINEN

P5. Kansalaiset voivat vaalikampanjan aikana saada äänestyspäätöksen kannalta tarpeellista tietoa monista eri lähteistä.

Missä määrin sait oman äänestyspäätöksesi kannalta tärkeää tietoa seuraavista lähteistä?

1. Erittäin paljon
2. Melko paljon
3. Melko vähän
4. Ei lainkaan
5. En osaa sanoa

- P5_1 Perheenjäseniltä, vanhemmilta tai sukulaisilta
- P5_2 Työ- tai opiskelukavereilta
- P5_3 Muilta ystäviltä tai tutuilta
- P5_4 Sanomalehdestä tai verkkolehdestä
- P5_5 TV:stä
- P5_6 Radiosta
- P5_7 Puolueiden tai ehdokkaiden internetsivuilta
- P5_8 Puolueiden tai ehdokkaiden sosiaalisen median sivuilta
- P5_9 Muualta sosiaalisesta mediasta
- P5_10 Tiedotusvälineiden verkkosivuilta
- P5_11 Muilta verkkosivuilta
- P5_12 Vaalikoneesta/vaalikoneista
- P5_13 Puolueiden vaaliohjelmista

P6. Kuinka paljon käytit aikaa lopullisen äänestyspäätöksesi tekemiseen? Arvioi asiaa erikseen puolue- ja ehdokasvalinnan kannalta.

P6.1. Harkitsin puoluetta (yhteensä käytetty aika:)

1. Tein valintani oikeastaan vasta äänestyskopissa
2. Alle 15 minuuttia
3. Harkitsin asiaa korkeintaan 15-30 minuuttia
4. Harkitsin asiaa korkeintaan tunnin
5. Harkitsin asiaa yhteensä muutaman tunnin

6. Kauemmin
7. En osaa sanoa

P6.2. Harkitsin ehdokasta (yhteensä käytetty aika:)

1. Tein valintani oikeastaan vasta äänestyskopissa
2. Alle 15 minuuttia
3. Harkitsin asiaa korkeintaan 15-30 minuuttia
4. Harkitsin asiaa korkeintaan tunnin
5. Harkitsin asiaa yhteensä muutaman tunnin
6. Kauemmin
7. En osaa sanoa

D) VAALIHÄIRINTÄ

P7. Mitä mieltä olet seuraavista väitteistä vuoden 2019 eduskuntavaalien osalta?

1. Täysin samaa mieltä
2. Jokseenkin samaa mieltä
3. Ei samaa eikä eri mieltä
4. Jokseenkin eri mieltä
5. Täysin eri mieltä

P7_1 Vaalilainsäädäntö on epäoikeudenmukainen pienten puolueiden kannalta

P7_2 Vaaliviranomaiset hoitivat tehtävänsä hyvin

P7_3 Äänestämässä käyntiä koskevaa viranomaisohjeistusta oli riittävästi saatavilla

P7_4 Äänestäminen oli tehty käytännön järjestelyjen osalta helpoksi

P7_5 Tiedotusvälineiden vaaliuutisointi oli tasapuolista

P7_6 Varakkaampien ehdokkaiden oli muita helpompi tulla valituksi

P7_7 Joidenkin puolueiden tai ehdokkaiden kampanjointia häirittiin systemaattisesti

P7_8 Ääntenlaskenta sujui moitteettomasti

P7_9 Vaaleissa ei ollut havaittavissa vilppiä

P8. Mitä seuraavista vaalihäirinnän muodoista havaitsit vuoden 2019 eduskuntavaaleissa tai pidät mahdollisena tulevissa Suomen vaaleissa?

Havaitsin ☐ En havainnut ☐ Pidän mahdollisena ☐ En pidä mahdollisena ☐

P8_1 Virheellisen informaation levittäminen

P8_2 Verkkosivujen ja/tai sosiaalisen median tilien häirintä

P8_3 Vaikuttaminen poliittisiin näkemyksiin ja eripurauksen synnyttäminen verkkokeskusteluihin esimerkiksi väärennetyillä sosiaalisen median tileillä

P8_4 Tietomurrot ja erilaiset tietovuodot (esim. sähköpostiin)

P8_5 Ehdokkaisiin kohdistetut mustamaalauskampanjat

P8_6 Valekannatusmittausten julkaiseminen

P8_7 Ääni- ja videomanipulaatiot, virheellisten asiakirjojen levittäminen

P8_8 Äänestystuloksen luottavuuden kyseenalaistaminen

P8_9 Vaalituloksen manipuloiminen tai vaalisalaisuuden laajamittainen murtaminen

E) MEDIAN SEURAAMINEN

P9a. Kuinka usein katsot televisiolähetystyksiä television tai internetin/sosiaalisen median välityksellä?

1. Päivittäin, yli 4 tuntia
2. Päivittäin, alle 4 tuntia
3. Muutamia kertoja viikossa
4. Harvemmin
5. En lainkaan

P9b. Kuinka paljon yhteensä katsot television uutislähetystyksiä tai politiikkaa ja ajankohtaisia tapahtumia käsitteleviä ohjelmia arkipäivinä?

1. En ollenkaan
2. Alle 0,5 tuntia
3. 0,5 tuntia - 1 tuntia
4. Yli tunnin, mutta korkeintaan 1,5 tuntia
5. Yli 1,5 tuntia, mutta korkeintaan 2,5 tuntia
6. Yli 2,5 tuntia, mutta korkeintaan 3 tuntia
7. Yli 3 tuntia

P10. Kuinka usein käytät sosiaalista mediaa (esim. Instagram, Facebook, Twitter, Snapchat)?

1. Päivittäin, yli 4 tuntia
2. Päivittäin, alle 4 tuntia
3. Muutamia kertoja viikossa
4. Harvemmin
5. En lainkaan

F) INTERNET JA POLIITTINEN OSALLISTUMINEN

P11. Seuraavassa on joukko erilaisia yhteiskunnallisen osallistumisen muotoja. Mitä näistä olet tehnyt viimeksi kuluneiden neljän vuoden aikana, tai jos tuntuu asian tärkeäksi, mitä saattaisit tehdä?

1. Olen tehnyt viimeksi kuluneiden neljän vuoden aikana
2. En ole tehnyt, mutta saattaisin tehdä
3. En tekisi missään tapauksessa
4. En osaa sanoa

K11_1 Kirjoittaa yleisönosastoon

K11_2 Ottaa yhteyttä poliittisiin päätöksentekijöihin jossakin tärkeässä asiassa

K11_3 Kirjoittaa nimeni kansalaisaloitteeseen

K11_4 Kirjoittaa nimeni muihin aloitteisiin, vetoomuksiin tai nimenkeräykseen

K11_5 Osallistua poliittiseen puolueen toimintaan

K11_6 Osallistua muun yhteiskunnallisen järjestön toimintaan

K11_7 Tehdä omia ostopäätöksiäni siten, että voisin kuluttajana vaikuttaa yhteiskunnallisiin tai poliittisiin asioihin

K11_8 Osallistua boikottiin, maksu- tai ostolakkoon

K11_9 Osallistua rauhanomaisiin mielenosoituksiin

K11_10 Osoittaa kansalaistottelemattomuutta osallistumalla väkivallattomaan laittomaan toimintaan

P12. Myös internet tarjoaa useita kanavia poliittiseen toimintaan ja tiedon hankintaan esimerkiksi sosiaalisen median, blogien ja muiden verkkosivujen sekä sovellusten kautta. Mitä seuraavista olet tehnyt viimeksi kuluneiden neljän vuoden aikana internetissä, tai jos tuntisit asian tärkeäksi, mitä saattaisit tehdä?

1. Olen tehnyt viimeksi kuluneiden neljän vuoden aikana
2. En ole tehnyt, mutta saattaisin tehdä
3. En tekisi missään tapauksessa
4. En osaa sanoa

P12_1 Kirjoittaa nimeni kansalaisaloitteeseen

P12_2 Ottaa yhteyttä poliittisiin päätöksentekijöihin jossakin tärkeässä asiassa

P12_3 Lahjoittaa rahaa puolueelle tai ehdokkaalle

P12_4 Osallistua poliittiseen puolueen toimintaan

P12_5 Osallistua muun yhteiskunnallisen järjestön toimintaan

P12_6 Keskustella politiikasta perheen tai tuttavien kanssa sähköisillä viestintävälineillä (esimerkiksi WhatsApp, Facebook Messenger, sähköposti)

P12_7 Tuottaa poliittista sisältöä julkaisemalla tekemäni kantaa ottava teksti, kuva, äänite tai video

P12_8 Jakaa muiden tuottamia politiikkaan liittyviä kirjoituksia, kuvia, videoita tai muuta sisältöä

P12_9 Osallistua poliittiseen keskusteluun kirjoittamalla kommentteja esimerkiksi sosiaalisessa mediassa, blogeissa tai muualla verkossa

P13. Ihmiset kohtaavat internetissä, eli verkossa, erilaisia poliittisia mielipiteitä, uutisia ja muuta informaatiota. Kuinka usein itse kohtaat verkossa sisältöä, joka:

P13_1 Vastaa poliittisia mielipiteitäsi

P13_2 Ei vastaa poliittisia mielipiteitäsi

P13_3 On myönteistä sellaisia puolueita tai ehdokkaita kohtaan, joita kannatat

P13_4 On kriittistä sellaisia puolueita tai ehdokkaita kohtaan, joita kannatat

P13_5 On myönteistä sellaisia puolueita tai ehdokkaita kohtaan, joita et kannata

P13_6 On kriittistä sellaisia puolueita tai ehdokkaita kohtaan, joita et kannata

1. Päivittäin
2. Useita kertoja viikossa
3. Kerran viikossa
4. 2–3 kertaa kuukaudessa
5. Kerran kuukaudessa
6. Harvemmin
7. En käytä internetiä lainkaan
8. En osaa sanoa

P14. Jos internetin avulla voisi äänestämällä ilmaista mielipiteensä eduskunnan käsittelyssä oleviin kysymyksiin viikoittain, miten menettelisit? (valitse vain yksi vaihtoehto)

1. Äänestäisin internetin välityksellä joka viikko tai lähes joka viikko

2. Äänestäisin internetin välityksellä vain, kun eduskunta käsittelisi minua kiinnostavia asioita
3. Voisin äänestää internetin välityksellä satunnaisesti, mutta asia ei ole minulle tärkeä
4. En käyttäisi internetiä, sillä kansanedustajien kuuluu päättää asiasta
5. En osaa sanoa

G) SUKUPUOLI JA POLIITTISET TEHTÄVÄT

P15. Kumpaa sukupuolta oleva poliitikko, mies vai nainen, kykenee mielestäsi toimimaan paremmin seuraavilla politiikan osa-alueilla?

- a. Puolustus- ja turvallisuuspolitiikka
- b. Talouspolitiikka
- c. Sosiaalipolitiikka
- d. Maahanmuutto- ja turvapaikkapolitiikka
- e. Tasa-arvopolitiikka

1. Miehet kykenevät toimimaan paremmin
- 2.
- 3.
4. Miehet ja naiset yhtä hyviä
- 5.
- 6.
7. Naiset kykenevät toimimaan paremmin

P16. Kuvaavatko seuraavat ominaisuudet mielestäsi paremmin mies- vai naispoliitikkoja?

- a. Kunnianhimoinen
- b. Yhteisymmärrykseen pyrkivä
- c. Määrätietoinen
- d. Myötätuntoinen

1. Miehiä
- 2.
- 3.
4. Yhtä hyvin miehiä ja naisia
- 5.
- 6.
7. Naisia

H) MIELIPITEET PUOLUEISTA JA HALLITUKSEN VAALILUPAUKSET

P17. Kun puolueet päättävät omista linjauksistaan ja henkilövalinnoistaan, päätökset voidaan tehdä jäsenistön tai johtajiston ehdoilla (hajautetusti tai keskitetysti). Ajattele suomalaisia puolueita ja kerro, mitä mieltä olet seuraavista väittämistä?

1. Täysin samaa mieltä
2. Jossain määrin samaa mieltä

3. Jossain määrin eri mieltä
4. Täysin eri mieltä
5. En osaa sanoa

17_1 Valtaa on keskittynyt liian paljon puolueiden ylimmille johtohahmoille (puheenjohtajat, eduskuntaryhmän johtajat, ministerit, ym.)

17_2 Puoluejohtajat tulisi valita vaaleilla, joissa puolueen kaikki jäsenet saavat äänestää

17_3 Puolueiden rivijäsenet pystyvät vaikuttamaan puolueiden päätöksiin riittävässä määrin paikallis- ja piirijärjestöissä sekä puoluekokouksissa

17_4 Rivikansanedustajat ovat puoluejohdon ”kumileimasimia”, joilla ei ole todellista valtaa päättää asioista

17_5 Luottaisin puolueisiin enemmän, jos ne kuuntelisivat enemmän jäseniään

17_6 Jos puolueen ajama politiikka on hyvää, ei ole väliä, vaikka puolueen rivijäsenet eivät olisi lainkaan osallistuneet sen muotoilemiseen

P18. Missä määrin Sipilän hallituksen puolueet mielestäsi pitivät vaalilupauksensa vaalikaudella 2015–2019?

Vastaa asteikolla nollasta kymmeneen, jossa nolla tarkoittaa *’ei lainkaan’* ja kymmenen *’täysin’*.

0 = ei lainkaan

- 1.
- 2.
- 3.
- 4.
- 5.
- 6.
- 7.
- 8.
- 9.

10 = täysin

P19. Ennen vuoden 2015 eduskuntavaaleja Sipilän hallituksen puolueet antoivat seuraavia lupauksia. Ovatko ne mielestäsi toteutuneet kokonaan, osittain vai jääneet toteutumatta?

Vastausvaihtoehdot:

1. Toteutunut kokonaan
2. Toteutunut osittain
3. Ei toteutunut
4. En osaa sanoa

- A. Kokonaisveroasteen nousun estäminen vaalikaudella
- B. Euroopan unionin tai Euroopan talousalueen ulkopuolelta tulevien opiskelijoiden lukukausimaksujen mahdollistaminen
- C. Verotuksen yrittäjävähennyksen käyttöön ottaminen
- D. Euroopan talousalueen ulkopuolelta tulevan työvoiman tarveharkinnan poistaminen
- E. Julkisen terveydenhuollon valinnanvapausmalli, jossa rahoitusosuus siirtyy ihmisen valitsemalle palveluntuottajalle

- F. Ulkomaille terroristiseen toimintaan lähtemisen kieltäminen lailla
- G. Jalkaväkimiinojen ottaminen uudelleen käyttöön maanpuolustuksessa
- H. Työntekijöiden koeajan pidentäminen enimmillään puolen vuoden mittaiseksi

I) ARVIOT TALOUDESTA JA OMASTA ELÄMÄSTÄ

P20. Jos ajattelet taaksepäin kahta viimeksi kulunutta vuotta (24kk), ovatko seuraavat asiat tällä hetkellä mielestäsi paremmin, huonommin vai samalla lailla kuin aikaisemmin

1. Paremmin
2. Huonommin
3. Samanlaiset
4. En osaa sanoa

P20_1 Suomen taloudellinen tilanne

P20_2 Oma tai perheesi taloudellinen tilanne

P20_3 Suomen työllisyystilanne

P20_4 Oma tai perheesi työllisyystilanne

P21. Entä jos ajattelet tilannetta kaksi vuotta tästä eteenpäin (24 kk). Uskotko, että seuraavat asiat ovat silloin paremmin, huonommin vai samanlaiset kuin nykyään?

1. Paremmin
2. Huonommin
3. Samanlaiset
4. En osaa sanoa

P21_1 Suomen taloudellinen tilanne

P21_2 Oma tai perheesi taloudellinen tilanne

P21_3 Suomen työllisyystilanne

P21_4 Oma tai perheesi työllisyystilanne

P22. Kuinka tyytyväinen tai tyytymätön olet omaan taloudelliseen tilanteeseesi?

1. Erittäin tyytyväinen
2. Melko tyytyväinen
3. Melko tyytymätön
4. Erittäin tyytymätön
5. En osaa sanoa

P23. Entä kuinka tyytyväinen tai tyytymätön olet elämääsi yleensä?

1. Erittäin tyytyväinen
2. Melko tyytyväinen
3. Melko tyytymätön
4. Erittäin tyytymätön
5. En osaa sanoa

J) SAMASTUMINEN RYHMIIN JA PERSOONALLISUUS

P24. Mihin seuraavista ryhmistä samastut ensisijaisesti? (vain yksi vaihtoehto)

1. Maaseudun väestöön
2. Kaupunkilaisväestöön
3. Molempiin
4. En kumpaakaan

P25. Mihin seuraavista ryhmistä samastut ensisijaisesti? (vain yksi vaihtoehto)

1. Suomalaiset yleensä
2. Suomenkieliset suomalaiset
3. Ruotsinkieliset suomalaiset
4. Muu kansallinen tai kielellinen ryhmä
5. En mihinkään edellä mainituista

P26. Lopuksi kysymys siitä, miten luonnehtisitte itseänne henkilönä. Pyytäisimme sinua merkitsemään jokaisen luonnehdinnan kohdalla, miten mainitut ominaisuudet kuvaavat itseäsi. Otathan vastauksessa huomioon molemmat mainitut ominaisuudet.

1. Täysin eri mieltä
2. Jokseenkin eri mieltä
3. Hieman eri mieltä
4. Ei samaa eikä eri mieltä
5. Hieman samaa mieltä
6. Jokseenkin samaa mieltä
7. Täysin samaa mieltä

P26_1 Ulospäin suuntautunut, helposti innostuva

P26_2 Kriittinen, väittelynhaluinen

P26_3 Luotettava, kurinalainen

P26_4 Helposti huolestuva tai ärtyvä

P26_5 Uusille kokemuksille avoin, moniulotteinen

P26_6 Varautunut, hiljainen

P26_7 Myötätuntoinen, lämmin

P26_8 Epäjärjestelmällinen, huoleton

P26_9 Rauhallinen, tunteiltaan vakaa

P26_10 Sovinnainen, totutussa pitäytyvä

Appendix D

Questionnaire in Swedish: Self-administered questionnaire

KYSELYLOMAKE: FSD3467 EDUSKUNTAVAALITUTKIMUS 2019

QUESTIONNAIRE: FSD3467 FINNISH NATIONAL ELECTION STUDY 2019

Tämä kyselylomake on osa yllä mainittua Yhteiskuntatieteelliseen tietöarkistoon arkistoitua tutkimusaineistoa.

Kyselylomaketta hyödyntävien tulee viitata siihen asianmukaisesti lähdeviitteellä.

This questionnaire forms a part of the above mentioned dataset, archived at the Finnish Social Science Data Archive.

If the questionnaire is used or referred to in any way, the source must be acknowledged by means of an appropriate bibliographic citation.

Detta frågeformulär utgör en del av den ovannämnda datamängden, arkiverad på Finlands samhällsvetenskapliga dataarkiv.

Om frågeformuläret är utnyttjat eller refererat till måste källan anges i form av bibliografisk referens.

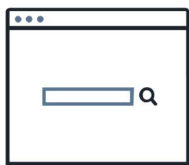
Ärade respondent

Vi bifogar här ett frågeformulär som du kan fylla i hemma. Med hjälp av frågeformuläret samlar vi in information som kompletterar den nyss avslutade intervjun. Båda undersökningarna ingår i den nationella valundersökningen 2019 som genomförs av valförskningskonsortiet och finansieras av Justitieministeriet. Projektet är en del av ett internationellt forskningssamarbete kring politiskt deltagande. För att undersökningen skall lyckas, är det mycket viktigt att du svarar på alla frågorna. Undersökningen koordineras av Institutet för samhällsforskning (Samforsk) vid Åbo Akademi. I projektet deltar ett tjugotal forskare från Helsingfors, Tammerfors och Åbo universitet samt från Åbo Akademi. Taloustutkimus Oy ansvarar för datainsamlingen.

Taloustutkimus Oy är ett opartiskt undersökningsföretag, som gör marknads- och opinionsundersökningar om olika ämnen både bland företag och bland konsumenter. Taloustutkimus Oy följer den Internationella Handelskammarens regler, således behandlas all information som är relaterad till undersökningen absolut konfidentiellt. Ingen respondents uppgifter behandlas enskilt, utan som en del av en större helhet.


Du kan delta antingen genom att fylla i e-formuläret eller brevformuläret

Hur fyller jag i e-formuläret? Besvara genom att följa anvisningarna nedan


STEG 1

Använd din dator, surfplatta eller smarttelefon och gå till adressen:

survey.taloustutkimus.fi/vaali/svenska

STEG 2

Skriv din inloggningskod
<<person1logincode>>
i de anvisade fälten

STEG 3

Fyll i formuläret och **skicka den när du är klar**

Hur fyller jag i brevformuläret?

Man svarar genom att kryssa för rutan med rätt svarsalternativ. Vi ber dig att använda en blå eller svart kulspeppenna. Frågeformulären förs in i registret maskinellt, så det är viktigt att kryssen hålls innanför svarsrutorna. Ifall du kryssar för fel svarsalternativ, ber vi dig att svärta hela den rutan som kryssats fel. Vi hoppas att du svarar och returnerar frågeformuläret i det bifogade svarskuvertet så snabbt som möjligt, dock senast inom en vecka. Portot är betalt.

Det lönar sig att svara! Som tack skickar vi en Ässa-lott eller e-presentkort till alla respondenter. Du får din belöning genom att fylla i kontaktkortet och returnera det tillsammans med frågeformuläret.

Tilläggsinformation

Ifall du vill få mer information om forskningsprojektet, ta kontakt med valförskningskonsortiets ordförande, professor Kimmo Grönlund, e-post [kontaktinformation raderade]. Om du har frågor gällande frågeformuläret kan du ringa Taloustutkimus undersökningsdirektör Tuomo Turja, [kontaktinformation raderade].

Tack på förhand för att du deltar i undersökningen!

TALOUSTUTKIMUS OY

Tuomo Turja
undersökningsdirektör

KYSELYLOMAKE: Eduskuntavaalitutkimus 2019

FRÅGEFORMULÄR: Riksdagsvalundersökningen 2019

QUESTIONNAIRE: Finnish National Election Study 2019

EDUSKUNTAVAALITUTKIMUS 2019
RIKSDAGSVALUNDERSÖKNING 2019
Perävaunu / Drop-off

Final version 5.4.2019

DROP-OFF, FNES 2019

A) REGERING OCH OPPOSITION

P1.1. Hur lätt eller svårt tycker du det var att se skillnader mellan partiernas målsättningar inför årets riksdagsval?

1. Mycket lätt
2. Ganska lätt
3. Varken lätt eller svårt
4. Ganska svårt
5. Mycket svårt
6. Vet ej

P1.2. Inför årets riksdagsval, hur lätt eller svårt tyckte du det var att se skillnader mellan partiernas målsättningar när det gäller följande frågor?

1. Mycket lätt
2. Ganska lätt
3. Varken lätt eller svårt
4. Ganska svårt
5. Mycket svårt
6. Vet ej

Sysselsättningsfrågor

Skattefrågor

Frågor gällande företagens verksamhetsförutsättningar

Frågor gällande miljön och hejdandet av klimatförändringen

Äldrevårdsfrågor

Social- och hälsovårdsfrågor

Frågor gällande unga och barnfamiljer

Utbildningsfrågor

Frågor gällande invandring och invandrare

Frågor gällande minoriteters rättigheter

P2. Hur bra eller dåligt anser du att Juha Sipiläs regering lyckades sköta följande frågor under den förra valperioden?

1. Väldigt bra
2. Ganska bra
3. Varken bra eller dåligt
4. Ganska dåligt
5. Mycket dåligt
6. Vet ej

Sysselsättningsfrågor

Skattefrågor

Frågor gällande företagens verksamhetsförutsättningar

Frågor gällande miljön och hejdandet av klimatförändringen

Äldrevårdsfrågor

Social- och hälsovårdsfrågor

Frågor gällande unga och barnfamiljer

Utbildningsfrågor

Frågor gällande invandring och invandrare

Frågor gällande minoriteters rättigheter

P3. Vilka av följande frågor intresserade dig mest i valrörelsen för riksdagsvalet som nyligen hölls? Nämn de tre viktigaste.

1. Den mest intressanta frågan
2. Den näst mest intressanta frågan
3. Den tredje mest intressanta frågan

Sysselsättningsfrågor

Skattefrågor

Frågor gällande företagens verksamhetsförutsättningar

Frågor gällande miljön och hejdandet av klimatförändringen

Äldrevårdsfrågor

Social- och hälsovårdsfrågor

Frågor gällande unga och barnfamiljer

Utbildningsfrågor

Frågor gällande invandring och invandrare

Frågor gällande minoriteters rättigheter

B) SAKFRÅGOR

P4. Vad anser du om följande påståenden om aktuella politiska frågor?

1. Helt av samma åsikt
2. Delvis av samma åsikt
3. Delvis av annan åsikt
4. Helt av annan åsikt
5. Vet ej

P4_1 Medlemskapet i Europeiska Unionen har överlag varit en positiv sak för Finland

P4_2 Finland bör förstärka det nordiska samarbetet

P4_3 Finland bör träda ut ur EU

P4_4 Demokratins problem är att de flesta människor inte vet vad som är bäst för dem själva

P4_5 De flesta människor är tillräckligt förståndiga för att kunna bedöma hur väl regeringen lyckas med sitt arbete

P4_6 Vårt land behöver starka ledare som kan återställa disciplin och ordning i samhället

P4_7 Finland bör bli medlem i NATO

P4_8 Ryssland utgör ett säkerhetspolitiskt hot mot Finland

P4_9 Staten bör i första hand sköta om utkomsten för infödda finländare

P4_10 Ambitionen ska vara att hålla hela Finland bebott trots kostnaderna

P4_11 Finland är för ivrigt när det gäller att genomföra EU:s miljö- och klimatmål

P4_12 Arbetsvillkor och löner bör avtalas lokalt utan centralorganisationer

- P4_13 Rätten för personer av samma kön att ingå äktenskap är en bra sak
- P4_14 Rätten för personer av samma kön att adoptera är en bra sak
- P4_15 Den så kallade vårdreformen som innebär att social- och hälsovårdstjänster samlas i större ansvarsenheter än idag är en bra sak
- P4_16 För att balansera den finländska ekonomin måste de offentliga tjänsterna skäras ned
- P4_17 Finlands alkoholpolitik är för sträng
- P4_18 Tiggeri bör förbjudas i lag
- P4_19 Finländarna bör vara kvar i arbetslivet längre
- P4_20 Att studera svenska bör vara frivilligt
- P4_21 Finland bör behålla den allmänna värnplikten
- P4_22 Det är tryggt att leva i Finland
- P4_23 Finland bör motverka klimatförändringen betydligt mer aktivt än i dag

C) RÖSTNING

P5. Under valkampanjen kan medborgarna få information som behövs för röstningsbeslutet från olika källor. I vilken utsträckning fick du information som var viktig för ditt röstningsbeslut från följande källor?

1. Väldigt mycket
2. Ganska mycket
3. Ganska lite
4. Inte alls
5. Vet ej

- P5_1 Familjemedlemmar, föräldrar eller släktingar
- P5_2 Arbets- eller studiekamrater
- P5_3 Andra vänner eller bekanta
- P5_4 Tidningar eller webbtidningar
- P5_5 TV
- P5_6 Radio
- P5_7 Partiers eller kandidaters webbsidor
- P5_8 Partiers eller kandidaters sidor på sociala medier
- P5_9 Övriga sidor på sociala medier
- P5_10 Massmediers webbsidor
- P5_11 Andra webbsidor
- P5_12 Ett eller flera kandidattest (s.k. valkompasser)
- P5_13 Partiernas valprogram

P6. Hur mycket tid ägnade du åt att bestämma hur du skulle rösta? Bedöm kandidatval och partival skilt för sig.

P6.1. Jag övervägde partival sammanlagt:

1. Jag gjorde egentligen mitt beslut först i valbåset
2. Under 15 minuter
3. Jag övervägde saken i högst 15-30 minuter
4. Jag övervägde saken i högst en timme
5. Jag övervägde saken sammanlagt i några timmar

6. Ännu längre
7. Vet ej

P6.2. Jag övervägde kandidatval sammanlagt:

1. Jag gjorde egentligen mitt beslut först i valbåset
2. Under 15 minuter
3. Jag övervägde saken i högst 15-30 minuter
4. Jag övervägde saken i högst en timme
5. Jag övervägde saken sammanlagt i några timmar
6. Ännu längre
7. Vet ej

D) VALMANIPULATION

P7. Vad anser du om följande påståenden gällande riksdagsvalet 2019?

1. Helt av samma åsikt
2. Delvis av samma åsikt
3. Varken av samma eller annan åsikt
4. Delvis av annan åsikt
5. Helt av annan åsikt

P7_1 Vallagstiftningen är orättvis mot små partier

P7_2 Valmyndigheterna skötte sina uppgifter väl

P7_3 Det fanns tillräckligt med myndighetsinformation om röstandet

P7_4 De praktiska arrangemangen gjorde det enkelt att rösta

P7_5 Mediernas rapportering om valet var jämlik

P7_6 Det var lättare för förmögna kandidater att bli valda än andra

P7_7 Vissa partiers eller kandidaters kampanjer stördes systematiskt

P7_8 Rösträkningen skedde klanderfritt

P7_9 Det förekom inget märkbart fusk i valet

P8. Vilka av följande former av valmanipulation lade du märke till i riksdagsvalet 2019 eller anser att kunde förekomma i framtida val i Finland.

Lade märke till ☐ Lade inte märke till ☐ Finner det troligt ☐ Finner det inte troligt ☐

P8_1 Spridning av felaktig information

P8_2 Störning av webbsidor och/eller konton på sociala medier

P8_3 Påverkande av politiska åsikter och skapande av osämja i diskussioner på internet med hjälp av t.ex. förfälskade konton på sociala medier

P8_4 Dataintrång och dataläckor (t.ex. gällande e-post)

P8_5 Smutskastningskampanjer riktade mot kandidater

P8_6 Publicering av falska opinionsundersökningar

P8_7 Ljud- och videomanipulering, spridning av falska dokument

P8_8 Ifrågasättande av valresultatets tillförlitlighet

P8_9 Manipulering av valresultatet eller omfattande brott mot valhemligheten

E) MEDIEKONSUMTION

P9a. Hur ofta ser du på tv-sändningar på tv eller via internet/sociala medier?

1. Dagligen, mer än 4 timmar
2. Dagligen, mindre än 4 timmar
3. Några gånger i veckan
4. Mer sällan
5. Aldrig

P9b. Hur mycket tid använder du totalt till att titta på nyhetssändningar eller politik- och aktualitetsprogram på TV under en vanlig vardag?

1. Inte alls
2. Under 0,5 timmar
3. 0,5 timmar – 1 timmar
4. Över en timme, men högst 1,5 timmar
5. Över 1,5 timmar, men högst 2,5 timmar
6. Över 2,5 timmar, men högst 3 timmar
7. Över 3 timmar

P10. Hur ofta använder du sociala medier (exempelvis Instagram, Facebook, Twitter, Snapchat)?

1. Dagligen, mer än 4 timmar
2. Dagligen, mindre än 4 timmar
3. Några gånger i veckan
4. Mer sällan
5. Aldrig

F) INTERNET OCH POLITISKT DELTAGANDE

P11. Nedan nämns olika former av samhälleligt deltagande. Vilka av dessa har du gjort under de senaste fyra åren, eller om saken var väldigt viktigt för dig, vad skulle du kunna göra? (KORT)

1. Jag har gjort detta under de senaste fyra åren
2. Jag har inte gjort detta, men skulle kunna göra det
3. Jag skulle aldrig göra detta
4. Vet ej

P11_1 Skriva insändare

P11_2 Ta kontakt med politiska beslutsfattare i ett viktigt ärende

P11_3 Underteckna ett medborgarinitiativ

P11_4 Underteckna andra initiativ, upprop eller namninsamlingar

P11_5 Delta i ett politiskt partis verksamhet

P11_6 Delta i någon annan samhällsförenings verksamhet

P11_7 Styra mina inköp så att jag som konsument påverkar samhälleliga eller politiska frågor

P11_8 Delta i en bojkott, betalnings- eller köpstrejck

P11_9 Delta i en fredlig demonstration

P11_10 Uppvisa civil olydnad genom att delta i olaglig direkt aktion

P12. Internet erbjuder också många möjligheter att agera politiskt och skaffa information, genom t.ex. sociala medier, bloggar och andra webbsidor och appar. Vilka av följande saker har du gjort på Internet eller i sociala medier under de senaste fyra åren, eller ifall du betraktade frågan som viktig, vad skulle du kunna göra?

1. Jag har gjort detta under de senaste fyra åren
2. Jag har inte gjort detta, men skulle kunna göra det
3. Jag skulle aldrig göra detta
4. Vet ej

P12_1 Underteckna ett medborgarinitiativ

P12_2 Ta kontakt med politiska beslutsfattare i ett viktigt ärende

P12_3 Donera pengar till ett parti eller till en kandidat

P12_4 Medverka i ett politiskt partis verksamhet

P12_5 Delta i någon annan samhällelig organisations verksamhet

P12_6 Diskutera politik med familjemedlemmar eller bekanta genom elektroniska kommunikationstjänster (exempelvis WhatsApp, Facebook Messenger, e-post)

P12_7 Producera politiskt innehåll genom att publicera en text, bild, ljudinspelning eller video som jag själv har gjort

P12_8 Dela texter, bilder, videor eller annat innehåll som har göra med politik som andra har producerat

P12_9 Delta i en politisk diskussion genom att skriva kommentarer på exempelvis sociala medier, bloggar eller andra webbsidor

P13. På internet, eller nätet, stöter man på olika politiska åsikter, nyheter och annan information. Hur ofta stöter du på innehåll på nätet som:

P13_1 Motsvarar dina politiska åsikter

P13_2 Inte motsvarar dina politiska åsikter

P13_3 Är positivt inställt till partier eller kandidater du stöder

P13_4 Är kritiskt mot partier eller kandidater du stöder

P13_5 Är positivt inställt till partier eller kandidater du inte stöder

P13_6 Är kritiskt mot partier eller kandidater du inte stöder

1. Dagligen
2. Flera gånger i veckan
3. En gång i veckan
4. 2–3 gånger i månaden
5. En gång i månaden
6. Mer sällan
7. Jag använder inte internet
8. Vet ej

P14. Om väljarna varje vecka genom en omröstning på internet kunde uttrycka sin åsikt om de frågor som riksdagen håller på att behandla, hur skulle du göra? (Välj endast ett alternativ)

1. Jag skulle rösta via internet varje vecka eller nästan varje vecka
2. Jag skulle rösta via internet endast när riksdagen behandlar frågor som intresserar mig
3. Jag kunde tänka mig att rösta via internet då och då men det är inte viktigt för mig
4. Jag skulle inte delta i omröstningarna, det är riksdagsledamöternas uppgift att fatta beslut om frågorna
5. Vet ej

G) KÖN OCH POLITISKA UPPGIFTER

P15. Är enligt dig manliga eller kvinnliga politiker bättre lämpade att hantera följande politikområden?

- a. Försvars- och säkerhetspolitik
- b. Finanspolitik
- c. Socialpolitik
- d. Invandrings- och asylpolitik
- e. Jämställdhetspolitik

1. Män är bättre lämpade
- 2.
- 3.
4. Män och kvinnor är lika lämpade
- 5.
- 6.
7. Kvinnor är bättre lämpade

P16. Stämmer följande egenskaper enligt dig bättre in på manliga eller kvinnliga politiker?

- a. Ambitiös
- b. Konsensusbyggande
- c. Målmedveten
- d. Empatisk

1. Män
- 2.
- 3.
4. Stämmer lika bra för män och kvinnor
- 5.
- 6.
7. Kvinnor

H) ÅSIKTER OM PARTIERNA OCH REGERINGENS VALLÖFTEN

P17. När partierna fattar beslut om sina egna målsättningar och personval, kan besluten fattas på medlemmarnas eller ledningens villkor (decentraliserat eller centraliserat). Tänk på partierna i Finland och ange vad du anser om följande påståenden?

1. Helt av samma åsikt
2. Delvis av samma åsikt
3. Delvis av annan åsikt
4. Helt av annan åsikt
5. Vet ej

17_1 Makten är alltför koncentrerad till de högsta ledarfigurerna i partierna (ordföranden, riksdagsgruppernas ledare, ministrar, m.m.)

17_2 Partiledarna borde väljas i val där alla partimedlemmar får rösta

17_3 Vanliga partimedlemmar kan i tillräcklig utsträckning påverka partiernas beslut i lokalavdelningarna, distriktsorganisationerna och partimötena

17_4 Vanliga riksdagsledamöter är "gummistämplor" för partiledningen, och har inte någon egentlig makt att besluta om saker

17_5 Jag skulle lita på partierna mer ifall de lyssnade mer på sina medlemmar

17_6 Så länge ett parti för bra politik, spelar det ingen roll fast vanliga partimedlemmar inte alls har deltagit i dess utformning

P18. I vilken utsträckning höll partierna i Sipiläs regering sina vallöften under valperioden 2015-2019? Svara på en skala från noll till tio, där noll innebär '*inte alls*' och tio '*fullständigt*'.

0 = inte alls

- 1.
- 2.
- 3.
- 4.
- 5.
- 6.
- 7.
- 8.
- 9.

10 = fullständigt

P19. Inför riksdagsvalet 2015 gav partierna i Sipiläs regering följande löften. Har de enligt din åsikt uppfyllts fullständigt, delvis eller inte alls.

Svarsalternativ:

1. Uppfylldes helt
2. Uppfylldes delvis
3. Uppfylldes inte
4. Vet ej

A. Hindra att totalskattegraden stiger under valperioden

- B. Möjliggöra införandet av terminsavgifter för studerande från länder utanför Europeiska unionen eller Europeiska ekonomiska samarbetsområdet
- C. Ta i bruk företagaravdraget i beskattningen
- D. Slopa behovsprövningen av arbetskraft från länder utanför Europeiska ekonomiska samarbetsområdet
- E. Valfrihetsmodellen för den offentliga hälsovården, där finansieringsandelen överförs till den tjänsteproducent som kunden valt
- F. I lag förbjuda att resa utomlands för att delta i terroristisk verksamhet
- G. Återinföra användningen av truppminor i försvaret
- H. Förlänga den maximala provtiden för arbetstagare till ett halvår

I) OMDÖMEN OM EKONOMIN OCH DET EGNA LIVET

P20. Om du tänker tillbaka på de två senaste åren (24 mån.), anser du att följande saker har blivit bättre, sämre eller är oförändrade jämfört med tidigare?

1. Bättre
2. Sämre
3. Oförändrat
4. Vet ej

P20_1 Finlands ekonomiska läge

P20_2 Ditt eget eller familjens ekonomiska läge

P20_3 Finlands sysselsättningsläge

P20_4 Ditt eget eller din familjs sysselsättningsläge

P21. Om du tänker två år framåt i tiden (24 mån.), tror du att följande saker då kommer att vara bättre, sämre eller oförändrade jämfört med nu?

1. Bättre
2. Sämre
3. Oförändrat
4. Vet ej

P21_1 Finlands ekonomiska läge

P21_2 Ditt eget eller familjens ekonomiska läge

P21_3 Finlands sysselsättningsläge

P21_4 Ditt eget eller familjens sysselsättningsläge

P22. Hur nöjd eller missnöjd är du med din egen ekonomiska situation?

1. Mycket nöjd
2. Ganska nöjd
3. Ganska missnöjd
4. Mycket missnöjd
5. Vet ej

P23. Och hur nöjd eller missnöjd är du med ditt liv i allmänhet?

1. Mycket nöjd
2. Ganska nöjd
3. Ganska missnöjd
4. Mycket missnöjd
5. Vet ej

J) GRUPPIDENTIFIKATION OCH PERSONLIGHET

P24. Vilken av följande grupper identifierar du dig i första hand med? (ange endast ett alternativ)

1. Landsortsbor
2. Stadsbor
3. Båda
4. Ingentenda

P25. Vilken av följande grupper identifierar du dig i första hand med? (ange endast ett alternativ)

1. Finländare i allmänhet
2. Finskspråkiga finländare
3. Svenskspråkiga finländare
4. Annan nationell eller språklig grupp
5. Ingen av de nämnda

P26. Till sist några frågor om hur du karaktäriserar dig själv som person. Vi ber dig för varje alternativ ange hur väl de nämnda egenskaperna beskriver dig själv. Beakta båda egenskaperna i svaret.

1. Helt av annan åsikt
2. Delvis av annan åsikt
3. Lite av annan åsikt
4. Varken av samma eller annan åsikt
5. Lite av samma åsikt
6. Delvis av samma åsikt
7. Helt av samma åsikt

P26_1 Utåtriktad, impulsiv

P26_2 Kritisk, debattlysten

P26_3 Pålitlig, disciplinerad
P26_4 Lätt att oroa eller irritera
P26_5 Öppen för nya erfarenheter, flerdimensionell
P26_6 Reserverad, tystlåten
P26_7 Empatisk, varm
P26_8 Oorganiserad, bekymmerslös
P26_9 Lugn, känslomässigt stabil
P26_10 Konventionell, håller mig till det invanda

Appendix E

Information on the weight variables in English

FSD3467 EDUSKUNTAVAALITUTKIMUS 2019

FSD3467 FINNISH NATIONAL ELECTION STUDY 2019

Tämä dokumentti on osa yllä mainittua Yhteiskuntatieteelliseen tietöarkistoon arkistoitua tutkimusaineistoa.

Dokumenttia hyödyntävien tulee viitata siihen asianmukaisesti lähdeviitteellä.

This document forms a part of the above mentioned dataset, archived at the Finnish Social Science Data Archive.

If the document is used or referred to in any way, the source must be acknowledged by means of an appropriate bibliographic citation.

Detta dokument utgör en del av den ovannämnda datamängden, arkiverad på Finlands samhällsvetenskapliga dataarkiv.

Om dokument är utnyttjat eller refererat till måste källan anges i form av bibliografisk referens.

Updated weight variables for the Finnish National Election Study datasets

The new weights were calculated using the same variables for each of the 2003-2019 Finnish National Election Study datasets. The variables that were used included the respondent's age and gender (combined), constituency, party choice and whether R voted (combined), mother tongue, and level of education.

Further information on how the data were collected and operationalised for each variable is detailed below. The aim was to collect data on target population level (people residing in Finland, excluding the Åland Islands, and entitled to vote in the Finnish parliamentary elections), but this could not be achieved for all variables. In these cases, the closest possible match to the target population was strived for.

The new weight variables were formed using the *anesrake* package.

Age – gender

Data on the target population distributions of age and gender were retrieved from the Statistics Finland free-of-charge statistical database (https://pxnet2.stat.fi/PXWeb/pxweb/fi/StatFin/StatFin_vrm_vaerak/statfin_vaerak_pxt_11rg.px/table/tableViewLayout1/). The target population was determined as people residing in Finland, excluding the Åland Islands, at the end of the year preceding the parliamentary elections (e.g. for the 2003 Finnish National Election Study, the target population was Finland's population on 31.12.2002). Because the data do not include a separate category for people aged 18-19, it was estimated that this age group accounted for 40% of the 15-19 age group. The age groups from the Statistics Finland data were combined so that one category covers 10 years.

The final age groups are 18–24, 25–34, 35–44, 45–54, 55–64, 65–75, 75–.

Constituency

The data on target population distribution in terms of constituency were retrieved from the Ministry of Justice election information service (no data were collected for the Åland Islands constituency). Below are links to the source material for each year:

2003 <https://tulospalvelu.vaalit.fi/E2003/e/aanioikeutetut/kokomaa.htm>

2007 <https://tulospalvelu.vaalit.fi/E2007/e/aanaktiivisuus/aanestys1.htm>

2011 <https://tulospalvelu.vaalit.fi/E2011/e/aanaktiivisuus/aanestys1.htm>

2015 https://tulospalvelu.vaalit.fi/E-2015/en/aoik_kokomaa.html

2019 https://tulospalvelu.vaalit.fi/EKV-2019/en/aoik_kokomaa.html

Party choice – whether R voted

The data on voters' party choice were retrieved from the Ministry of Justice election information service. The final number of votes for each party was divided by the total number of confirmed votes to form a percentage result (rounded to the nearest hundredth percent). Then, the percentages

were multiplied by the voting activity of people residing in Finland who were entitled to vote (data retrieved from the election information service's voter turnout tab for each election).

Invalid ballots were not included in the calculations, because invalid ballots were not reported in 2003 and some of the datasets do not include any respondents who had returned an invalid ballot.

In the 2003 dataset, the share of votes received by True Finns was fairly small, so it was combined with the category 'Other'.

Below are links to the source material for each year:

2003 https://tulospalvelu.vaalit.fi/E2003/e/tulos/tulos_kokomaa.html

2007 https://tulospalvelu.vaalit.fi/E2007/e/tulos/tulos_kokomaa.html

2011 https://tulospalvelu.vaalit.fi/E2011/e/tulos/tulos_kokomaa.html

2015 https://tulospalvelu.vaalit.fi/E-2015/en/tulos_kokomaa.html

2019 https://tulospalvelu.vaalit.fi/EKV-2019/en/tulos_kokomaa.html

Mother tongue

Exact information on the target population distribution of mother tongue was not available for any of the election years. The earliest information available on the mother tongue distribution of Finnish citizens is from the end of 2004. Information on the mother tongue distribution (Finnish, Swedish, and other) of people entitled to vote is available from the 2015 parliamentary elections onwards.

In the 2011 dataset, only eight people responded that they spoke some other language than Finnish or Swedish as their mother tongue.

Below are links to the source material for each year:

2003 (31.12.2004) https://www.tilastokeskus.fi/til/vaerak/2004/vaerak_2004_2005-03-18_tie_001.html (in Finnish)

2007 (31.12.2006) https://www.theseus.fi/bitstream/handle/10024/19178/jamk_1199789501_4.pdf?sequence=2&isAllowed=y (in Finnish)

2011 (31.12.2010) https://www.stat.fi/til/vaerak/2010/vaerak_2010_2011-03-18_fi.pdf (in Finnish)

2015 (people entitled to vote in 2015, note that Finnish and Sami speakers were combined into one category) https://www.stat.fi/til/evaa/2015/evaa_2015_2015-04-30_kat_001_en.html

2019 (people entitled to vote in 2019, note that Finnish and Sami speakers were combined into one category) https://www.stat.fi/til/evaa/2019/02/evaa_2019_02_2019-04-29_kat_001_en.html

Level of education

Information on the level of education of people entitled to vote was retrieved from the background analysis done by Statistics Finland on election candidates and elected MPs. Statistics Finland uses a five-level scale for education: basic level, secondary level, lowest level of tertiary level, lower university degree, and higher university degree.

In the Finnish National Election Studies, it is not possible to differentiate respondents who have completed a lower university degree from those who have completed a higher university degree. As such, these levels were combined when forming the weights.

2003 https://www.stat.fi/til/evaa/2003/evaa_2003_2004-05-31_kat_002_en.html

2007 https://www.stat.fi/til/evaa/2007/evaa_2007_2007-03-22_kat_001_en.html

2011 https://www.stat.fi/til/evaa/2011/evaa_2011_2011-04-29_kat_001_en.html

2015 https://www.stat.fi/til/evaa/2015/evaa_2015_2015-04-30_kat_001_en.html

2019 https://www.stat.fi/til/evaa/2019/02/evaa_2019_02_2019-04-29_kat_001_en.html

