

ELECTION STUDY 1994

STAGE A

PRE-ELECTION INTERVIEWS

Interviewer number

Respondent number

Time of interview

Respondents year of birth

Time started: _____

Time ended: _____

Respondents year of birth

Respondents gender

Time started: _____

Time ended: _____

1 man
2 woman

For office use (Dept. Of Political Science)

1

2

3

4

5

6

*For queries and information about the 1994 Election Study, please contact the
Election Study Programme in Göteborg:*

Sören Holmberg, Mikael Gilljam or Per Hedberg

Department of Political Science

Göteborg University

Sprängkullsgatan 19

411 23 Göteborg

telephone: 031 - 773 12 27, 773 12 21, 773 11 99,

Box 711

SE 405 30 Göteborg



Statistiska centralbyrån
Statistics Sweden



STATSVETENSKAPLIGA INSTITUTIONEN
GÖTEBORGS UNIVERSITET

INTRODUCTION

We have been commissioned to undertake an impartial interview study of this year's election. Before the questions I would like to inform you that the answer will only be used for statistical analysis. No outsider will get to know how any individual has answered our questions. I am of course obligation to observe confidentiality.

Question 1

How often do you read news and articles about politics in the daily press?

[SHOW CARD 1. READ OUT ALTERNATIVES

- | | | |
|---|---|---|
| 1 | <i>never reads news and articles about politics</i> | 3 |
| 2 | <i>occasionally reads news and articles about politics</i> | |
| 3 | <i>often reads news and articles about politics</i> | |
| 4 | <i>reads what there is in the newspaper of news and articles about politics every day</i> | |
| 7 | <i>other answer:</i> _____ | |
| 8 | <i>DK/refusal</i> | |

Question 2

When you read about politics in the daily papers: How much do you then read of:

[SHOW CARD 2. REPEAT QUESTION FOR EVERY AREA.

- | |
|--------------------------------|
| 1 reads practically everything |
| 2 reads quite a lot |
| 3 does not read a lot |
| 4 reads nothing/almost nothing |
| 8 DK/refusal |

- | | | |
|-------|----|--|
| _____ | A. | <i>national politics?</i> |
| _____ | B. | <i>local politics/communal issues?</i> |
| _____ | C. | <i>politics in other countries/international news?</i> |

Question 3

Concerning news programmes on radio and television: How often do you watch/listen to (...*NEWS PROGRAMME*)?

[*SHOW CARD 3. REPEAT QUESTION FOR EACH PROGRAMME.* |

- 1 6-7 days a week
- 2 3-5 days a week
- 3 1-2 days a week
- 4 more seldom
- 5 never
- 8 *DK/refusal*

- ___ A. "*Rapport*" (TV, national channel 2)?
- ___ B. "*Aktuellt*" (TV, national channel 2)?
- ___ C. "*Ekot*" (long newscasts on national Radio)?
- ___ D. "*Nyheterna*" (terrestrial commercial channel TV 4)?
- ___ E. "*3 minuter*" (news on satellite/cable commercial channel TV3)?

Question 4

In general, how interested in politics are you? Which of the answers on this card describes you most accurately?

[*SHOW CARD 4* |

Are you very interested, fairly interested, not very interested or not at all interested in politics?

- 1 *very interested*
- 2 *fairly interested*
- 3 *not very interested*
- 4 *not at all interested*
- 7 *other answer:* _____

Question 5

How often is there discussion about politics in your nearest surroundings - in your family, among your friends at work and among other friends? Does it happen very often, fairly often, not very often or not at all?

[*SHOW CARD 5* |

- 1 *very often*
- 2 *fairly often*
- 3 *not very often*
- 4 *not at all*
- 7 *other answer:*
- 8 *DK/refusal*

Question 6

Thinking of this year's election. Is there any issue or issues which are important when it comes to which party you are going to vote for in the Riksdag election on 18 September?

- 1 yes
 5 no, no important issue
 7 does not intend to vote in Riksdag election
 8 DK/refusal

[IF YES ____]

Which issue or issues?

issue(s): _____

ADDED QUESTION FOR COMPLETE ANSWERS

~~Is there any other issue which is important for you when you choose~~
 party in the Riksdag election?

- 1 yes
 5 no
 8 DK/refusal

Which other issue or issues?

issue(s): _____

Question 7A

How do you think the Left Party, Green Party, Christian Democratic Party, and New Democracy will fare in the Riksdag election?

[READ OUT QUESTION FOR ONE PARTY AT A TIME |

- | | | |
|---|------------|--|
| 1 | yes | |
| 5 | no | |
| 8 | DK/refusal | |

Do you think that (...PARTY) will get at least four per cent in the election and thus get Riksdag seats?

- | | |
|-------|-------------------------------|
| _____ | A. Left Party |
| _____ | B. Green Party |
| _____ | C. Christian Democratic Party |
| _____ | D. New Democracy |

Question 7B

Which party or parties would you prefer to have in government after this year's election?

party(ies): _____

[*ADDED QUESTION*]

Would you like any other party in the government?

party(ies): _____

8

DK/refusal

[*NOTE ALL PARTIES MENTIONED BY RESP. ANSWERS "GRAND COALITION" OR "ALL PARTIES" SHOULD ALSO BE NOTED*]

[*QUESTIONS 7A AND 7B ONLY TO BE ASKED IN PHASE A*]

Question 8

I would like to ask you a few questions concerning your opinion about the policies of the parties on various issues. On this card we have put together some issues which have been important in Swedish politics in recent years. I begin with employment.

SHOW CARD 8. ASK ALL THE QUESTIONS BELOW, IN SUCCESSION, FOR EACH OF THE ISSUE AREAS.

Is there, in your opinion, any party or parties with a good policy on (ISSUE)?

Is there, in your opinion, any party or parties with a bad policy on (ISSUE)?

NOTE THE PARTIES MENTIONED BY RESP. FOR EVERY ISSUE AREA. MORE THAN ONE PARTY IS POSSIBLE. USE PARTY ABBREVIATIONS. IF ANSWER INCLUDES MORE THAN ONE PARTY, TYPE SPACE BETWEEN THE ABBREVIATIONS. USE THE CODE 90 FOR 'ALL PARTIES', 95 FOR 'NO PARTY' AND 98 FOR DK/REFUSAL.

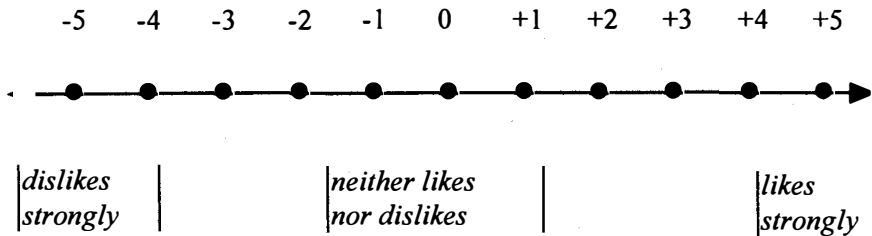
	Parties with a good policy	Parties with a bad policy
Employment		
Environment		
Taxes		
Issues concerning the Swedish economy		
Energy and nuclear power issues		
Questions concerning Swedish foreign and security policy		
Issues concerning social security		
Questions concerning child care		
Issues concerning the European Union EU		
Refugee issues		
Issues concerning law and order		
Issues concerning equality between men och women		
School and educational issues		

Question 9A

On this card there is a kind of scale.

[SHOW CARD 9AC

I would like you to use it to illustrate how much you like or dislike the different parties. Use 'plus' figures if you like the different parties. The more you like a party, the higher the 'plus' figure. The 'minus' figures are to be used for parties you dislike. The more you dislike a party, the higher the 'minus' figure. The zero point on the scale means that you neither like nor dislike a party.



[READ OUT ONE PARTY AT A TIME AND ASK QUESTION BELOW.
DK/REFUSAL=98

Where would you like to place:

- A. Centre Party?
- B. Moderate Party?
- C. Left Party?
- D. People's Party Liberals?
- E. Social Democrats?
- F. Green Party?
- G. Christian Democratic Party?
- H. New Democracy?

Question 9B

Using the same scale for the party leaders and some other leading politicians, where would you place:

- A. Olof Johansson (Centre Party Leader)? ✓ 96
- B. Carl Bildt (Moderate Party Leader, incumbent Prime Minister)?
- C. Gudrun Schyman (Left Party leader)?
- D. Bengt Westerberg (leader of People's Party Liberals)?
- E. Ingvar Carlsson (leader of Social Democrats)?
- F. Birger Schlaug (male spokesperson of Green Party)?
- G. Alf Svensson (leader of Christian Democratic Party)?
- H. Vivianne Franzén (leader of New Democracy)?
- I. Anne Wibble (incumbent minister of finance; People's Party Liberals)?
- J. Mona Sahlin (Social Democrats)?
- K. Maria-Pia Boëthius (leading feminist activist)?

Question 9C

Using the same scale for a few different groups and organisations, where would you place:

- ___ A. *SAF* - (Employers' organisation)?
- ___ B. *LO* - (Confederation of blue collar unions)?
- ___ C. *TCO* - (Confederation of white collar unions)?
- ___ D. *SACO* - (Confederation of unions for university educated employees)?
- ___ E. *LRF* - (Farmers' organisation)?
- ___ F. *Kampanjorganisationen Ja till Europa* (Yes to Europe campaign organisation)?
- ___ G. *Kampanjorganisationen Nej till EU* (No to EU campaign organisation)?
- ___ H. *Miljörörelsen* (environmentalist movement)?
- ___ I. *Kvinnorörelsen* (women's movement)?
- ___ J. *Organisationer för homosexuella* (organisations for homosexuals)?
- ___ K. *Svenska kyrkan (=statskyrkan)* (Church of Sweden; state church)?
- ___ L. *Frikyrkorna* (the Free Churches)?
- ___ M. *Flyktingar som har kommit till Sweden* (refugees who have come to Sweden)?

Question 10

Generally speaking, how high is your confidence in Swedish politicians? Is it very high, fairly high, fairly low or very low?

[SHOW CARD 10]

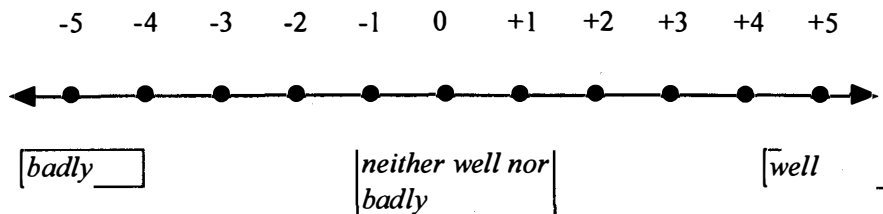
✓/20

- 1 *very high confidence*
 - 2 *fairly high confidence*
 - 3 *fairly low confidence*
 - 4 *very low confidence*
 - 7 *other answer:*
 - 8 *DK/refusal*
-

Question 11A

I will now ask you what you think of the performance of the bourgeois parties as governing parties 1976-1982, how the Social Democrats performed as governing party 1982-1991 and how the bourgeois parties have performed as governing parties since 1991. You can answer with the help of the scale of this card.

[SHOW CARD 11. DK/REFUSAL=98. ____]



- ____ A. How do you think the bourgeois parties performed as governing parties between the 1976 and 1982 elections?
- ____ B. How do you think the Social Democrats performed as governing party between the 1982 and 1991 elections?
- ____ C. How do you think the bourgeois parties have performed as governing parties since 1991?

Question 11B

If you look forward, using the same scale:

- ____ A. How do you think the bourgeois parties will perform as governing parties the next four years ~~if~~ they win the election?
- ____ B. How do you think the Social Democrats will perform as governing party the next four years ~~if~~ they win the election?

/ 25

[QUESTION 11 ONLY TO BE ASKED IN STAGE A |

Question 12

I will now read to you a list of policies which some people think ought to be implemented in Sweden. For each of them, could you say if it is>

[SHOW CARD 12 AND READ OUT ALTERNATIVES |

1	very good proposal
2	fairly good proposal
3	neither good nor bad proposal
4	fairly bad proposal
5	very bad proposal
8	DK/refusal

[READ OUT PROPOSALS ONE BY ONE |

Using the answers on this card, what is your opinion about the proposal to:

- ___ A. Reduce the public sector? 126
- ___ B. Reduce defence spending?
- ___ C. Reduce social benefits?
- ___ D. Increase the rate of taxation on high incomes?
- ___ E. Sell off state owned businesses and public utilities to private interests?
- ___ F. Reduce income differences in society?
- ___ G. Drastically reduce social welfare expenditure in order to cut the budget deficit and the national debt?
- ↓ H. Increase economic support to immigrants so they can maintain their own culture?
- ___ I. Increase the proportion of health care run by private interests?
- ___ J. Introduce six hour working day for all gainfully employed?
- ___ K. Substantially increase the price of wine and spirits in order to reduce alcohol abuse and the societal damage of alcohol?
- ___ L. Prohibit all forms of pornography?
- ↓ M. Restrict the right to free abortion?
- ___ N. Abolish the child care allowance?
- ___ O. Accept fewer refugees into Sweden?
- ___ P. Reduce foreign aid?
- ___ Q. Stop private driving in inner cities?
- ___ R. Keep using nuclear energy, also after 2010?
- ___ S. Stop the plans to build a bridge across the Öresund straits?
- ___ T. Store highly radio-active nuclear power waste in the Swedish bedrock?
- ___ U. Increase the possibility to choose not only party but also persons in Swedish elections?
- ___ 147 V. Introduce gender quotas to senior posts in central and local government?

Question 13A

Do you think that we in Sweden should primarily fight against unemployment or do you think that we primarily should fight against inflation (wage and price increases) or do you have no definite opinion on the issue?

[SHOW CARD 13 |

- 148 1 *unemployment*
 2 *inflation (wage and price increases)*
 3 *no definite opinion on the issue* 14A
 7 *other answer:* _____
 8 *DK/refusal* 14A

Question 13B

Is your opinion on this issue definite or do you feel more uncertain?

- 1 *definite opinion*
 2 *uncertain*
 7 *other answer:* _____
 8 *DK/refusal*

Question 14A

There are varying views about nuclear as energy source. What is your opinion? Are you, on the whole, for or against nuclear power, or do you have no definite opinion on the issue?

[SHOW CARD 14 |

- 1 *on the whole for nuclear power*
 2 *on the whole against nuclear power*
 3 *no definite opinion on the issue* 15A
 7 *other answer:* _____
 8 *DK/refusal* 15A

Question 14B

Is your opinion on this issue definite or do you feel more uncertain?

- 1 *definite opinion*
 2 *uncertain*
 7 *other answer:*
 8 *DK/refusal*
-

Question 15A

Are you, on the whole, for or against Swedish membership of the EU or do you have no definite opinion on the issue?

[SHOW CARD 15 |

- 1 on the whole for Swedish membership of the EU
- 2 on the whole against Swedish membership of the EU
- 3 no definite opinion on the issue 15C
- 7 other answer: _____
- 8 DK/refusal 15C

Question 15B

Is your opinion on this issue definite or do you feel more uncertain?

- 1 definite opinion
- 2 uncertain
- 7 other answer: _____
- 8 DK/refusal

Question 15C 154

[IN QUESTIONS 15C AND 15D, USE PARTY ABBREVIATIONS |

Which party or parties are, as you see it, for Swedish membership of the EU?
party(ies): _____

- 98 DK/refusal/does not remember

Question 15D

Which party or parties are, as you see it, against Swedish membership of the EU?

party(ies): _____

- 98 DK/refusal/does not remember

Question 16

What are the most important reasons why you are for/against Swedish membership of the EU?

TO RESP. WHO ON Q. 15A STATED THAT HE OR SHE IS ON THE WHOLE IS FOR, OR ON THE WHOLE AGAINST SWEDISH MEMBERSHIP OF THE EU (RESPONSE ALTERNATIVE 1 OR 2 I Q. 15A).

RESP. WHO HAS SAID THAT HE/SHE ON THE WHOLE IS FOR SWEDISH EU MEMBERSHIP TO BE ASKED FOR HIS/HER REASONS. RESP. WHO HAS SAID THAT HE/SHE ON THE WHOLE IS AGAINST SWEDISH EU MEMBERSHIP TO BE ASKED FOR HIS/HER REASONS.

[ADDED QUESTION FOR COMPLETE ANSWERS]

Is there any other reason that you would like to mention?

answer: _____
 98 DK/refusal

Question 17

168

In the political debate there are different proposals concerning Sweden's future relations to the EU. Which of the proposals is most in accordance with your own opinion?

[SHOW CARD 17 AND READ OUT ALTERNATIVES]

- 1 *Sweden should not be a member of the EU, and the current EEA treaty should be cancelled.*
 - 2 *Sweden should not be a member of the EU, but should maintain a EEA treaty with the EU*
 - 3 *Sweden should be a member of the EU, but stay away from things like defence co-operation and single currency.*
 - 4 *Sweden should be a member of the EU, in accordance with the negotiated agreement between Sweden and the EU member states.*
 - 5 *Sweden should be a member of the EU and in the longer perspective work towards a unification of the EU member nations to a United States of Europe*
 - 6 *no definite opinion on the issue*
 - 7 *other answer:* _____
 - 8 *DK/refusal*
-

Question 18

169

We have put together some opinions which appear in the political debate.

[SHOW CARD 18]

I will read out these opinions one by one, and ask you to choose one of the answers on this card.

- | | |
|---|-----------------------|
| 1 | agree completely |
| 2 | agree on the whole |
| 3 | disagree on the whole |
| 4 | disagree completely |
| 8 | DK/refusal |

- ___ A. Leading banking and industry people will get far too much influence unless society is given the chance to control private business and I industry
- ___ B. Social reforms in this country have gone so far that the state ought to reduce rather than increase social benefits and support for people

Question 19

We have also put together some opinions concerning parties and politics. Some are rather critical. I will read out these opinions one by one and ask you to choose one of the answers on the card.

[SHOW CARD 19]

- | | |
|---|-----------------------|
| 1 | agree completely |
| 2 | agree on the whole |
| 3 | disagree on the whole |
| 4 | disagree completely |
| 8 | DK/refusal |

Do you agree with this opinion or do you think it is wrong?

- ___ A. The parties are only interested in people's votes, not in what they think
- ___ B. Those who sit in the Riksdag making decisions do not pay much attention to the thoughts and views of ordinary people.

Question 20

Now follows a question about how you think our society should develop in the next few years. On this card there are some goals which many think we should be working for in our society.

[SHOW CARD 20

- | | |
|---|--|
| 1 | maintain law and order |
| 2 | give individuals more possibilities to influence political decisions |
| 3 | fight rising prices |
| 4 | protect freedom of speech |
| 8 | DK/refusal |

[NOTE! THE SAME RESPONSE ALTERNATIVE MAY ONLY OCCUR ONCE IN QUESTIONS 20A TO 20C

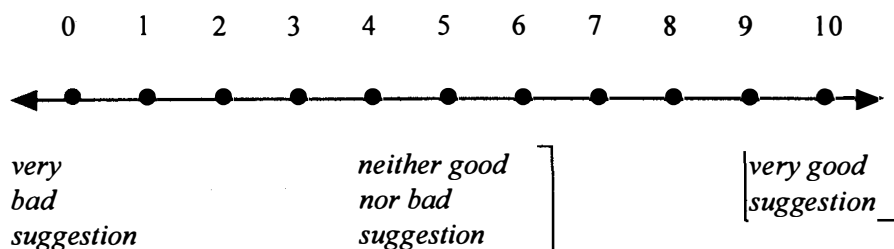
- ___ A. I would like to know which of the goals you consider most important?
- ___ B. Which goal is, in your opinion, the second most important?
- ___ 175 C. Which goal is, in your opinion, the least important?

[Q. 20 ONLY TO BE ASKED IN STAGE A

Question 21

On this card I have a list of suggestions of different kinds of society which some people think we in Sweden should work towards. I would like to know what you think of the proposals. You may answer with the help of the scale on the card. A high figure means that you think that a suggestion is good. A low figure means that you think that a suggestion is bad.

[SHOW CARD 21



[ASK ABOUT ONE SUGGESTIONS AT A TIME. DK/REFUSAL=98

What do you think about the suggestion to:

- 176 A. Work towards a society with more private enterprise and market economy
- B. Work towards a socialist society
- C. Work towards a society with a high rate of economic growth and high productivity
- D. Work towards an environmentally friendly society, even if it means low or no economic growth
- E. Work towards a society which utilises advanced techniques such as computers and industrial robots to make production effective
- F. Work towards a society where Christian values play a more important role
- G. Work towards a society with more law and order
- H. Work towards a society with more equality between men and women
- I. Work towards a society which stands up for traditional Swedish values
- J. Work towards a society which strengthens the position of the family
- 186 K. Work towards a multi cultural society which is tolerant of people from other countries with other religions and life styles

Question 22

Thinking of the current situation in Sweden, how worrying do you think the following things are, facing the future?

[SHOW CARD 22 AND READ OUT ALTERNATIVES

- | | |
|---|---------------------|
| 1 | very worrying |
| 2 | fairly worrying |
| 3 | not very worrying |
| 4 | not at all worrying |
| 8 | DK/refusal |

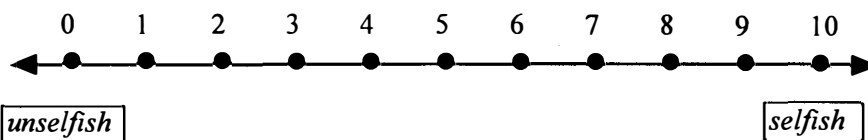
[READ OUT THREATS ONE BY ONE

- | | | |
|-----|----|--|
| 187 | A. | Pollution? |
| | B. | Economic crisis? |
| | C. | The situation in Russia? |
| | D. | Increased number of refugees? |
| | E. | High unemployment? |
| | F. | Increasing violent crime? |
| | G. | That Sweden will be involved in a war? |
| 194 | H. | That Sweden becomes less democratic? |

Question 23A

- 195 There are many views on what characterises the human nature, that is, what people in general are like. Where on a scale from 0 to 10 would you place people in general when it comes to how unselfish or selfish they are?

[SHOW CARD 23AB



_____ answer (0-10)

98 DK/does not want to answer

Question 23B

Where on the same scale would you place yourself?

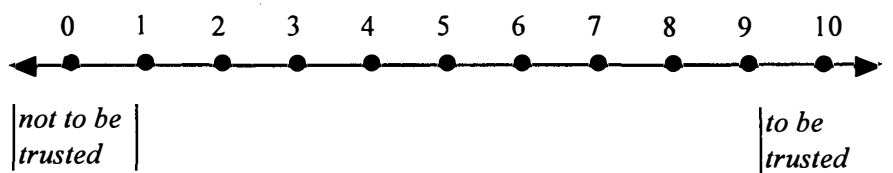
_____ answer (0-10)

98 DK/does not want to answer

Question 23C

Where on a scale from 0 to 10 would you place people in general with respect to whether people can be trusted?

[SHOW CARD 23C



/ 97

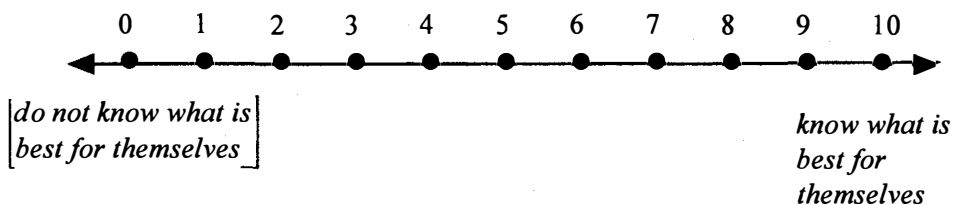
_____ answer (0-10)

98 DK/does not want to answer

Question 23D

Where on a scale from 0 to 10 would you place people in general with respect to whether they know, or do not know, what is best for themselves?

[SHOW CARD 23D



/ 98

_____ answer (0-10)

98 DK/does not want to answer

[QUESTION 23A - 23D ONLY TO BE ASKED IN STAGE A

Question 24A

Many people consider themselves adherents of a specific party. But there are also many others who do not have any such attachment to any of the parties. Do you usually think of yourself as, for example, a *folkpartist*, *socialdemokrat*, *moderat*, *centerpartist*, *vänsterpartist*, *miljöpartist*, *kds:are* or *nydemokrat*? Or do you have no such attachment to any of the parties?

- | | | |
|---|---|-----|
| 1 | <i>yes, thinks of him/herself as an adherent of a specific party</i> | |
| 3 | <i>does not know/hesitant</i> | 24D |
| 5 | <i>no, does not think of him/herself as an adherent of a specific party</i> | 24D |
| 8 | <i>does not want to answer</i> | 24D |

Question 24B

260

Which party do you like best?

- | | | |
|----|-----------------------------------|-----|
| 1 | <i>Left Party</i> | |
| 2 | <i>Social Democrats</i> | |
| 3 | <i>Centre Party</i> | |
| 4 | <i>People's Party Liberals</i> | |
| 5 | <i>Moderate Party</i> | |
| 6 | <i>Christian Democrats</i> | |
| 7 | <i>Green Party</i> | |
| 8 | <i>New Democracy</i> | |
| 9 | <i>other party:</i> | |
| 98 | <i>DK/does not want to answer</i> | 26A |

Question 24C

Some people are strongly convinced adherents of their party. Others are not so strongly convinced. Do you yourself belong to the strongly convinced adherents of your party?

- | | | |
|---|-----------------------------------|----|
| 1 | <i>yes, strongly convinced</i> | 25 |
| 5 | <i>no, not strongly convinced</i> | 25 |
| 9 | <i>other answer: _____</i> | 25 |

Question 24D

262

Still, is there any party that you consider yourself closer to than any of the other parties? (Which party?)

- | | | |
|----|-----------------------------------|-----|
| 1 | <i>Left Party</i> | |
| 2 | <i>Social Democrats</i> | |
| 3 | <i>Centre Party</i> | |
| 4 | <i>People's Party Liberals</i> | |
| 5 | <i>Moderate Party</i> | |
| 6 | <i>Christian Democrats</i> | |
| 7 | <i>Green Party</i> | |
| 8 | <i>New Democracy</i> | |
| 9 | <i>other party:</i> | |
| 98 | <i>DK/does not want to answer</i> | 26A |

Question 25

Which party do you like second best?

IF POSSIBLE, MARK ONLY ONE PARTY ☐

- 1 *Left Party*
- 2 *Social Democrats*
- 3 *Centre Party*
- 4 *People's Party Liberals*
- 5 *Moderate Party*
- 6 *Christian Democrats*
- 7 *Green Party*
- 8 *New Democracy*
- 9 *other party:* _____
- 98 *DK/does not want to answer*

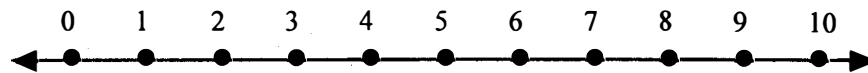
203

Question 26A

The parties are sometimes thought of as being ordered from left to right, according to their political outlook.

SHOW CARD 26AB

On this card there is a kind of scale. I would like you to place the political parties on the scale. The further to the left you think a party is, the lower the figure. The further to the right you think a party is, the higher the figure.



far to the left

*neither left nor
right*

*far to the
right*

264

ASK QUESTIONS BELOW. DK/DOES NOT WANT TO ANSWER IS MARKED 98.

We begin with the People's Party Liberals. Where on the scale would you place the People's Party Liberals?

- ___ A. *People's Party Liberals?*
- ___ B. *Social Democrats?*
- ___ C. *Moderate Party?*
- ___ D. *Left Party?*
- ___ E. *Centre Party?*
- ___ F. *Green Party?*
- ___ G. *Christian Democrats?*
- ___ H. *New Democracy?*

Question 26B

Where on the scale would you place yourself?

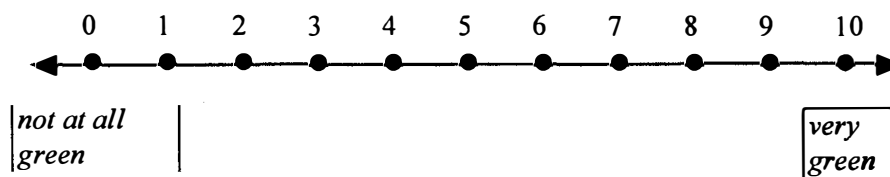
**EXPLAIN - IF NECESSARY - THAT THIS QUESTION
CONCERNS R'S OWN POLITICAL OUTLOOK**

___ *R's own position on left-right scale*

Question 27A

There is sometimes talk of a new green dimension in Swedish politics. Using the scale on this card, could you indicate where you think the political parties are on the green dimension.

[SHOW CARD 27AB]



[ASK QUESTIONS BELOW . DK/DOES NOT WANT TO ANSWER IS MARKED 98.]

We begin with the Centre Party. Where on the scale would you place the Centre Party?

- A. Centre Party? 213
- B. Social Democrats?
- C. Moderate Party?
- D. Left Party?
- E. People's Party Liberals?
- F. Green Party?
- G. Christian Democrats?
- H. New Democracy?

Question 27B

Where on the scale would you place yourself?

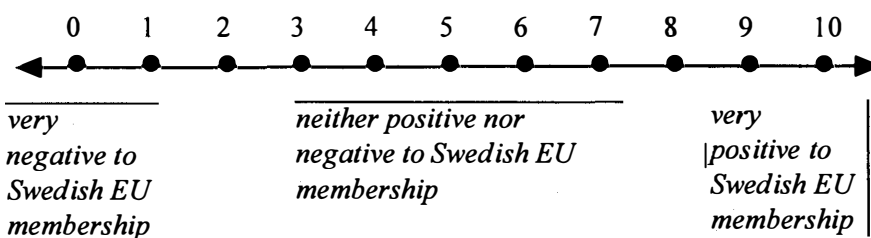
[EXPLAIN - IF NECESSARY - THAT THIS QUESTION CONCERNS
R'S OWN OUTLOOK]

R's own position on the green dimension

Question 28A

On the next scale we would like you to place the parties according to their positions on the EU issue.

[SHOW CARD 28AB



[ASK QUESTIONS BELOW. DK/DOES NOT WANT
TO ANSWER IS MARKED 98.

We begin with the People's Party Liberals. Where on the scale would you place the People's Party Liberals?

- _____ A. People's Party Liberals?
- _____ B. Social Democrats?
- _____ C. Moderate Party?
- _____ D. Left Party?
- _____ E. Centre Party?
- _____ F. Green Party?
- _____ G. Christian Democrats?
- _____ H. New Democracy?

Question 28B

Where on the scale would you place yourself?

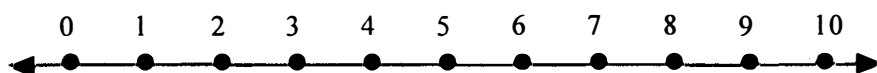
[EXPLAIN - IF NECESSARY - THAT THIS QUESTION CONCERNS
R'S OWN OPINION ON THE ISSUE

_____ R's own position regarding Swedish EU membership

Question 29A

On this scale we would like you to place the parties according to how you perceive their policies on how many refugees Sweden should receive.

[SHOW CARD 29AB



*we should be restrictive
when it comes to how many
refugees we accept into
Sweden*

*we should be generous when
it comes to how many
refugees we accept into
Sweden*

[ASK QUESTIONS BELOW . DK/DOES NOT WANT TO ANSWER IS MARKED 98.]

We begin with the People's Party Liberals. Where on the scale would you place the People's Party Liberals?

- _____ A. People's Party Liberals? 211
- _____ B. Social Democrats?
- _____ C. Moderate Party?
- _____ D. Left Party?
- _____ E. Centre Party?
- _____ F. Green Party?
- _____ G. Christian Democrats?
- _____ H. New Democracy? 218

Question 29B

Where on the scale would you place yourself?

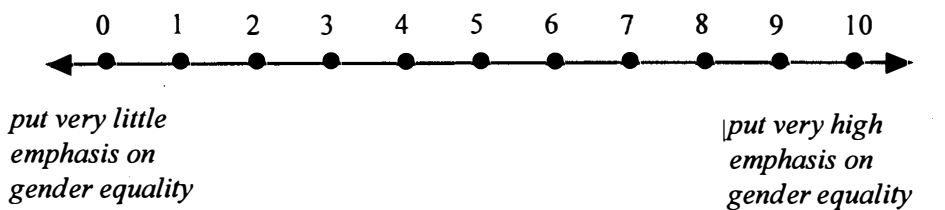
[EXPLAIN - IF NECESSARY - THAT THIS QUESTION CONCERNS
R'S OWN OPINION ON THE ISSUE

_____ R's own position on the refugee issue

Question 30A

We would also like you to place the parties on the scale according to how much emphasis they put on the issue of equality between men and women.

[SHOW CARD 30AB]



[ASK QUESTIONS BELOW. DK/DOES NOT WANT TO ANSWER IS MARKED 98.]

We begin with the People's Party Liberals. Where on the scale would you place the People's Party Liberals?

- A. People's Party Liberals? 240
 B. Social Democrats?
 C. Moderate Party?
 D. Left Party?
 E. Centre Party?
 F. Green Party?
 G. Christian Democrats?
 H. New Democracy? 242

Question 30B

Where on the scale would you place yourself?

[EXPLAIN - IF NECESSARY - THAT THIS QUESTION CONCERNS
R'S OWN OPINION ON THE ISSUE]

R's own position on equality between men and women

248

Question 31A

Do you intend to vote in this year's election?

- 1 *yes*
- 3 *maybe/does no know*
- 5 *no*
- 8 *does not want to answer*

249

Question 31B

[R. INTENDS TO VOTE, RESPONSE ALTERNATIVE 1 IN QUESTION 31A]

Which party are you going to vote for in the Riksdag election?

[R. HESITANT OR DOES NOT INTEND TO VOTE, RESPONSE
ALTERNATIVE 3, 5 OR 8 IN QUESTION 31A]

If you were to vote, which party would you in that case vote for in the Riksdag election?

- 1 *Left Party*
- 2 *Social Democrats*
- 3 *Centre Party*
- 4 *People's Party Liberals*
- 5 *Moderate Party*
- 6 *Christian Democrats*
- 7 *Green Party*
- 8 *New Democracy*
- 9 *other party:*
- 10 *would vote blank*
- 11 *not yet decided/DK*
- 12 *does not want to answer*

250

33

33

33

Question 32

You say that you are going to vote for (...*PARTY*, see q. 31B) in this year's Riksdag election. How important are the following reasons for your choice of party?

[*SHOW CARD 32 AND READ OUT ALTERNATIVES*]

- | | |
|---|-----------------------------------|
| 1 | one of the absolutely most |
| 2 | fairly important reason |
| 3 | not particularly important reason |
| 4 | not at all important reason |
| 8 | DK/does not want to answer |

[*READ OUT REASONS ONE BY ONE*]

Using one of the answers on this card, how important is that:

- | | |
|---|--|
| <p>___ 252</p> <p>___</p> <p>___</p> <p>___</p> <p>___</p> <p>___</p> <p>___</p> <p>___ 264</p> | <p>A. The policies of the party are usually favourable to the occupational group to which I belong?</p> <p>B. The party has a good party leader?</p> <p>C. I feel like a supporter of the party?</p> <p>D. The party has good policies in many of the issues in the recent public debate?</p> <p>E. The party has competent persons who can run the country?</p> <p>F. The party has a good political ideology?</p> <p>G. I always vote for the party?</p> <p>H. The party has good Riksdag candidates on their list in my constituency?</p> |
|---|--|

R BORN 16 SEPTEMBER 1973 OR LATER

35A

Question 33A

Did you vote in the 1991 Riksdag election?

- | | | |
|---|---|-----|
| 1 | yes | |
| 3 | does not remember for sure, but probably | |
| 5 | no, did not vote/R does not think R voted | 35A |
| 8 | DK/does not want to answer | 35A |

265

Question 33B

Which party did you vote for on the 1991 election?

- | | |
|----|----------------------------|
| 1 | Left Party |
| 2 | Social Democrats |
| 3 | Centre Party |
| 4 | People's Party Liberals |
| 5 | Moderate Party |
| 6 | Christian Democrats |
| 7 | Green Party |
| 8 | New Democracy |
| 9 | other party: |
| 98 | DK/does not want to answer |

QUESTION 34 NOT ASKED IN STAGE A

Question 35A

267 Are you going to vote in the referendum on Swedish EU membership later this year?

- | | | |
|---|--------------------------------------|-----|
| 1 | <i>yes, intends to vote</i> | |
| 3 | <i>maybe, does not know for sure</i> | 35D |
| 5 | <i>no, does not intend to vote</i> | 35D |
| 9 | <i>does not want to answer</i> | 35D |

Question 35B

Which alternative are you going to vote for?

- | | | |
|---|--------------------------------|----|
| 1 | <i>the yes alternative</i> | 36 |
| 2 | <i>the no alternative</i> | 36 |
| 3 | <i>intends to vote blank</i> | |
| 4 | <i>not yet decided/DK</i> | |
| 9 | <i>does not want to answer</i> | |

Question 35C

Which alternative are you most inclined to vote for?

- | | | |
|---|-----------------------------------|----|
| 1 | <i>the yes alternative</i> | 36 |
| 2 | <i>the no alternative</i> | 36 |
| 3 | <i>inclined to vote blank</i> | 36 |
| 8 | <i>DK/does not want to answer</i> | 36 |

Question 35D

270

If you were to vote, which alternative would you then vote for?

- | | |
|---|--|
| 1 | <i>the yes alternative</i> |
| 2 | <i>the no alternative</i> |
| 3 | <i>would vote blank</i> |
| 4 | <i>not yet decided/DK</i> |
| 5 | <i>does not intend to vote in the referendum</i> |
| 9 | <i>does not want to answer</i> |

Question 36

I would now like to ask a few questions about the Riksdag and the members of the Riksdag (MPs).

SHOW CARD 36 AND READ OUT ALTERNATIVES ONE BY ONE.
1 YES, 5 NO, 8 DK/DOES NOT WANT TO ANSWER

Have you in the last couple of years:

- | | | |
|---|----|---|
| — | A. | Read an article or interview with an MP? |
| — | B. | Attended a meeting or gathering where an MP has appeared? |
| — | C. | Written or in other ways been in contact with an MP? |

Question 37

Do you know the name of any of the persons that appear on the party lists in your constituency in the Riksdag election?

NOTE THE FIRST NAME R MENTIONS AND ASK FOLLOW UP QUESTION. DO NOT FORGET TO NOTE GENDER (M/W) IF THIS IS NOT APPARENT FROM THE FIRST NAME.

To which party does he/she belong?

Can you recall the name of any other person?

NOTE THE THREE FOLLOWING NAMES MENTIONED BY R. AND ASK FOLLOW UP QUESTION.

To which party does he/she belong?

NOTE THE FIRST FOUR NAMES MENTIONED BY R. DO NOT FORGET PARTY AND GENDER.

Yes, name 1:

Party: _____ Gender:

Yes, name 2:

_____ Party: _____ Gender:

Yes, name 3:

_____ Party: _____ Gender:

Yes, name 4:

Party: _____ Gender:

8 No, does not know any name/DK/does not want to answer

Question 38 287

Do you think that political decisions would be different if half of the politicians were

SHOW CARD 38

- 1 yes, decisions would be different
- 2 no, decisions would not be different
- 3 no definite opinion on the issue
- 7 other answer:
- 8 DK/does not want to answer

Question 39

Here is a list with names of different persons. Could you say which party each of them belongs to? I begin with Birgit Friggebo.

[SHOW CARD 39]

READ OUT NAMES ONE BY ONE AND INDICATE THE PARTY MENTIONED BY R. USE PARTY ABBREVIATIONS. 98 DK/DOES NOT WANT TO ANSWER.

- ___ A. Birgit Friggebo? 288
- ___ B. Göran Persson?
- ___ C. Karl Erik Olsson?
- ___ D. Lars Tobisson?
- ___ E. Marianne Samuelsson?
- ___ F. Johan Lönnroth?
- ___ G. Inger Davidson? 294

Question 40

On this card there are a number of statements. Could you say whether each of them is true or false. If you are uncertain of the answer, you can answer that you do not know whether the statement is true or false.

[SHOW CARD 40]

- | | |
|---|-------------------------|
| 1 | true statement |
| 5 | false statement |
| 8 | does not know/DK |
| 9 | does not want to answer |

[READ OUT STATEMENTS ONE BY ONE |

- ___ A. The sickness benefit is today 90 per cent of the wage/salary from the first day of sick leave. 295
- ___ B. The Swedish Riksdag has 349 members
- ___ C. Open unemployment in Sweden is today less than 5 per cent
- ___ D. About 10 per cent of all who live in Sweden are born abroad,
- ___ E. The Riksdag has decided that the highly radio active waste from the nuclear power stations will be stored abroad.
- ___ F. Spain is a member of the EU 300

[QUESTIONS 41 - 43 NOT ASKED IN STAGE A]

Question 44A

I will now ask a few questions about yourself. I begin with questions about employment and vocation. To which of the groups on this card do you belong?

[SHOW CARD 44A AND READ OUT ALTERNATIVES]

- | | | |
|----|--|-----|
| 1 | gainfully employed | 44D |
| 2 | in relief work/youth training/unemployment programme | 44D |
| 3 | in labour market training course | |
| 4 | unemployed | |
| 5 | old age pensioner | |
| 6 | pre-retirement age pensioner | 355 |
| 7 | housewife | |
| 8 | student | |
| 9 | other group (state which): _____ | |
| 98 | DK/does not want to answer | |

Question 44B

Have you been gainfully employed before?

- | | | | |
|---|-------------------------|-----|-----|
| 1 | yes | 356 | 45A |
| 5 | no | | |
| 9 | does not want to answer | | |

Question 44C

How long ago were you most recently gainfully employed?

[SHOW CARD 44C |

- | | |
|---|----------------------------|
| 1 | Less than 1 year ago |
| 2 | 1 - 3 years ago |
| 3 | 4 - 10 years ago |
| 4 | more than 10 years ago |
| 7 | other answer: |
| 8 | DK/does not want to answer |

Question 44D

What is/was your occupation?

[ADDITIONAL QUESTION TO SPECIFY OCCUPATION]

What type of work do/did you mainly do?

profession/occupation: _____

QUESTION ASKED BOTH TO LABOUR MARKET ACTIVE R. AND PREVIOUSLY LABOUR MARKET ACTIVE R. IF R. HAS BEEN LABOUR MARKET ACTIVE IN THE PAST, USE THE WORDS "WAS" AND "DID".

Question 44E

Do/did you work full or part time?

- 1 full time
- 2 part time
- 9 does not want to answer

Question 44F

What is/was the main activity at your workplace

activity: _____

Question 44G

Could you say to which of these occupational groups you belong/belonged?

USE THE WORDS "BELONGED TO" IF R. HAS BEEN ACTIVE IN LABOUR MARKET IN THE PAST, AND THE QUESTION SHOULD THEN REFER TO R'S MOST RECENT OCCUPATION.

[SHOW CARD 44G

- 1 salaried employee
- 2 salaried employee with supervisory responsibilities
- 3 salaried employee at managerial level
- 4 worker
- 5 worker with supervisory responsibilities
- 6 self-employed worker
- 7 farmer: no employees
- 8 farmer: one or more employees
- 9 self-employed: no employees
- 10 self-employed: 1-9 employees
- 11 self-employed: 10 or more employees
- 12 other answer: _____

Question 44H

Are/were you employed by the state, local or regional government by a private business?

- 1 state
- 2 local or regional government
- 3 private
- 7 other answer: _____
- 9 does not want to answer

Question 45A

As you know, reference is sometimes made to the existence of different societal classes and societal groups. Is there any societal class or societal group that you usually think you belong to?

- | | | | |
|---|-------------------------|-----|-----|
| 1 | yes | 363 | |
| 5 | no | | |
| 8 | DK | | 45C |
| 9 | does not want to answer | | 46A |

Question 45B

Which societal class or societal group are you thinking of?

ALTERNATIVES 1 AND 2 SHALL ONLY BE MARKED IF R:s ANSWER CORRESPOND EXACTLY WITH THESE RESPONSE ALTERNATIVES. OTHER ANSWERS SHOULD BE NOTED ON THE LINE FOR "OTHER CLASS OR GROUP".

- | | | |
|---|----------------------------|-----|
| 1 | working class | 46A |
| 2 | middle class | 46A |
| 7 | other class or group: | |
| 8 | DK/does not want to answer | |

Question 45C

Reference is sometimes made to working class and middle class. To which of them do you feel that you could be counted?

- | | |
|---|-------------------------|
| 1 | working class |
| 2 | middle class |
| 3 | none of these two |
| 7 | other answer: |
| 8 | DK |
| 9 | does not want to answer |

Question 46A

Are you at the moment studying, with the aim to achieve a degree or vocational education?

366

[NB! R. WHO ON QUESTION 44A HAS ANSWERED "STUDENT" SHALL ONLY BE ASKED ADDED QUESTION]

- 1 *yes*
- 2 *no*
- 9 *does not want to answer*

[ADDED QUESTION IF R. ANSWERS "YES"]

Are you studying full time or part time?

- 1 *full time*
- 2 *part time*
- 7 *other answer: _____*
- 9 *does not want to answer*

Question 46B

What kind of education do you have/ What kind of education are you studying for?

148

[ADDED QUESTION FOR COMPLETE ANSWERS]

Do you have any other practical or theoretical education?

- | | | |
|----|-----------------------------------|---|
| 1 | primary school | 6 or 7 year primary/secondary school (old system) |
| 2 | comprehensive school | 8 or 9 year comprehensive school (current system) |
| 3 | vocational school | various forms of vocational and apprentice education received in publicly organised schools, 1 year trade college |
| 4 | secondary school | 2 year secondary school (old system), total: 9 years education |
| 5 | secondary/high school | 2 year secondary school (current system), total: 11 years education |
| 6 | upper secondary/high school | 3 year secondary school (current system), total: 12 years education |
| 7 | university | |
| 8 | <i>DK/does not want to answer</i> | |
| 10 | <i>other education: _____</i> | |

IF MORE THAN ONE OF RESPONSE ALTERNATIVES 1-7 ARE APPLICABLE ONLY THE ONE WITH THE HIGHEST NUMBER NEEDS TO BE MARKED. IT DOES NOT MATTER WHETHER R HAS A COMPLETED DEGREE OR NOT. WE ARE ONLY INTERESTED IN THE HIGHEST LEVEL AT WHICH R HAS STUDIED/IS STUDYING. IF IN DOUBT, NOTE R'S ANSWER NEXT TO "OTHER EDUCATION".

Question 47A

During the last few years, the situation on the Swedish labour market has deteriorated. On this card there are a number of different problems that some people have experienced on the labour market. Have you personally during the last two years encountered any of the following problems?

[SHOW CARD 47AB |

[ADDED QUESTION IF R ANSWERS YES]

Which of these problems have you encountered?

[NOTE PROBLEMS R HAS ENCOUNTERED. MORE
THAN ONE IS POSSIBLE |

2

- 1 *One or more occasions tried to get a job during the last 2-3 years, but not got any*
- 2 *tried to get to work full time but only given part time job*
- 3 *had to accept a job below my qualifications*
- 4 *been made redundant but got a new job within a month*
- 5 *been made redundant and been unemployed for more than a month*
- 6 *taken labour market training course*
- 7 *become a pre-retirement age pensioner, partly due to labour market reasons*
- 8 *been in relief work/Youth Training Scheme*
- 9 *encountered other labour market problem (state which): _____*
- 95 *no, has not encountered any labour market problem*
- 98 *DK/does not want to answer*

Question 47B

Is there anyone in your family that during the last two years has encountered any of these problems?

[SHOW CARD 47AB]

- 1 *yes, someone in R's family has encountered problem*
- 5 *no, nobody has been affected*
- 8 *DK/does not want to answer*

Question 48A

If you compare your own economic situation to what it was 2-3 years ago, has it improved, remained about the same or has it deteriorated?

- 1 *improved*
- 2 *remained about the same*
- 3 *deteriorated*
- 7 *other answer:* _____
- 8 *DK/does not want to answer*

Question 48B

How has, in your opinion, the Swedish economy changed during the last 2-3 years? Has it improved, remained about the same or has it deteriorated?

- 381
- 1 *improved*
 - 2 *remained about the same*
 - 3 *deteriorated*
 - 7 *other answer:* _____
 - 8 *DK/does not want to answer*

Question 49A

Looking forward, how do you think that your own economic situation will change in the next 2-3 years? Will it improve, remain about the same or will it deteriorate?

- 1 *improve*
- 2 *remain about the same*
- 3 *deteriorate*
- 7 *other answer:* _____
- 8 *DK/does not want to answer*

Question 49B

How do you think that your the Swedish economy will change in the next 2-3 years? Will it improve, remain about the same or will it deteriorate?

- 1 *improve*
- 2 *remain about the same*
- 3 *deteriorate*
- 7 *other answer:* _____
- 8 *DK/does not want to answer*

Question 50A

Are you a member of a trade union, organisation for business owners or of any other vocational organisation?

- | | | |
|---|-------------------------|-----|
| 1 | yes | |
| 5 | no | 51A |
| 8 | does not want to answer | 51A |

[ADDED QUESTION IF R ANSWERS YES |

Of which organisation are you a member?

Name of organisation: _____

DO NOT NOTE ABBREVIATION BUT WHOLE NAME OF ORGANISATION. IF R. MENTIONS NAME OF PEAK ORGANISATION (LO, TCO OR SACO), ASK WHICH UNION R. BELONGS TO AND NOTE THIS. FARMERS ORGANISATION COUNTS AS BUSINESS OWNERS ORGANISATION.

Question 50B

Are you an active member of (...ORGANISATION)? By active I mean attending meetings a few times a year.

- | | | |
|---|----------------------------|--|
| 1 | yes, active | |
| 5 | no, not active | |
| 7 | other answer: _____ | |
| 8 | DK/does not want to answer | |

Question 51A

Are you a member of any political party or any other political organisation?

- | | | |
|---|----------------------------|----|
| 1 | yes | |
| 5 | no | 52 |
| 8 | DK/does not want to answer | 52 |

[ADDED QUESTION IF R ANSWERS YES |

Of which party or political organisation are you a member?

Party: _____

Political organisation: _____

[WRITE NAME OF PARTY/ORGANISATIONS MENTIONED BY R.
MORE THAN ONE ORGANISATION IS POSSIBLE |

Question 51B

Are you and active member of (...PARTY/POLITICAL ORGANISATION)? By active I mean attending meetings a few times a year.

- | | | |
|---|----------------------------|--|
| 1 | yes, active | |
| 5 | no, not active | |
| 7 | other answer: _____ | |
| 8 | DK/does not want to answer | |

Question 52

There are different ways of working to improve, or working to stop bad developments, in society. Have you during the last year done any of the following? I am now referring to things you have done for a cause that does not only concern yourself or your family.

[SHOW CARD 52 _]

- | | |
|---|----------------------------|
| 1 | yes |
| 5 | no |
| 8 | DK/does not want to answer |

[READ OUT ONE ACTIVITY AT A TIME _]

Have you during the last year:

- | | | |
|-------|----|---|
| _____ | A. | Contacted politicians? |
| _____ | B. | Contacted a civil servant in central or local government? |
| _____ | C. | Worn or put up campaign badge/sticker? |
| _____ | D. | Signed a petition? |
| _____ | E. | Participated in a demonstration? |
| _____ | F. | Made donations or raised funds? |
| _____ | G. | Contacted or appeared in the media? |

[QUESTION 52 ONLY ASKED IN STAGE A |

Question 53A

398

How often do you usually attend meetings or services in the Church of Sweden, a Free Church or any other church or denomination?

[SHOW CARD 53A AND READ OUT ALTERNATIVES |

[ALSO COUNT, E.G., RADIO, TV AND HOSPITAL SERVICE AS CHURCH SERVICE |

- | | | |
|---|-----------------------------------|----|
| 1 | <i>at least once a month</i> | |
| 2 | <i>a few times a year</i> | |
| 3 | <i>more seldom</i> | |
| 4 | <i>never</i> | 54 |
| 7 | <i>other answer:</i> | |
| 8 | <i>DK/does not want to answer</i> | 54 |

Question 53B

Do you normally go to the Church of Sweden, a Free Church or any other church or denomination?

- | | | |
|---|--|-------|
| 1 | <i>Church of Sweden</i> | |
| 2 | <i>Free Church (state which):</i> | _____ |
| 3 | <i>other church or denomination (state which):</i> | _____ |
| 7 | <i>other answer:</i> | _____ |
| 8 | <i>DK/does not want to answer</i> | |

Question 54

Concerning your marital status, which of the designations below is most appropriate to your own situation?

[SHOW CARD 54 AND READ OUT ALTERNATIVES |

- | | | |
|---|--|-------|
| 1 | <i>married/living permanently with partner</i> | |
| 2 | <i>widowed</i> | |
| 3 | <i>single/divorced</i> | 56 |
| 7 | <i>other answer:</i> | _____ |
| 9 | <i>does not want to answer</i> | |
-

Question 55A

To which of the following groups does/did your husband/wife/partner belong?

[SHOW CARD 55A AND READ OUT ALTERNATIVES]

- | | | |
|----|--|-----|
| 1 | <i>gainfully employed</i> | 55C |
| 2 | <i>in relief work/Youth Training Scheme/other labour market scheme</i> | 55C |
| 3 | <i>taking labour market training course</i> | |
| 4 | <i>unemployed</i> | |
| 5 | <i>old age pensioner</i> | |
| 6 | <i>pre-retirement age pensioner</i> | |
| 7 | <i>housewife</i> | |
| 8 | <i>student</i> | |
| 9 | <i>other group (state which):</i> _____ | |
| 10 | <i>does not want to answer</i> | |

Question 55B

Was he/she gainfully employed before?

- | | | |
|---|--------------------------------|----|
| 1 | <i>yes</i> | |
| 5 | <i>no</i> | 56 |
| 9 | <i>does not want to answer</i> | |

Question 55C

Which occupation does/did your husband/wife/partner have?

[ADDED QUESTION TO CLARIFY OCCUPATION] |

What type of work does/did he/she mainly do?

profession/occupation: _____

Question 55D

Does/did he/she work full time or part time?

- | | |
|---|--------------------------------|
| 1 | <i>full time</i> |
| 2 | <i>part time</i> |
| 9 | <i>does not want to answer</i> |

Question 55E

What is/was the main work done at his/her workplace?

work: _____

Question 55F

Could you tell me which of these occupational groups your husband/wife/partner belongs/belonged to?

EXPRESSION "YOUR HUSBAND/WIFE/PARTNER BELONGED TO" SHOULD BE USED IF HUSBAND/WIFE/PARTNER HAS BEEN GAINFULLY EMPLOYED IN THE PAST, AND THE QUESTION SHOULD THEN REFER TO THE MOST RECENT OCCUPATION

[SHOW CARD 55F

- 1 *salaried employee*
- 2 *salaried employee with supervisory responsibilities*
- 3 *salaried employee at managerial level*
- 4 *worker*
- 5 *worker with supervisory responsibilities*
- 6 *self-employed worker*
- 7 *farmer: no employees*
- 8 *farmer: one or more employees*
- 9 *self-employed: no employees*
- 10 *self-employed: 1-9 employees*
- 11 *self-employed: 10 or more employees*
- 12 *other answer:* _____

407

Question 55G

Is/was your husband/wife/partner employed by the state, local or regional government by a private business?

- 1 *state*
- 2 *local or regional government*
- 3 *private*
- 7 *other answer:* _____
- 9 *does not want to answer*

Question 56

If you were describing your own family, that is the household to which you belong, which of the following categories do you think is most appropriate?

[SHOW CARD 56 AND READ OUT ALTERNATIVES]

- 1 *working class family*
- 2 *salaried employee family*
- 3 *well-off salaried employee family/university scholar family*
- 4 *farming family*
- 5 *business family*
- 7 *other answer:* _____
- 8 *DK/does not want to answer*

Question 57

Where did you live as a child? You may answer using the alternatives on this card.

[SHOW CARD 57 AND READ OUT ALTERNATIVES]

- 1 *countryside in Sweden*
- 2 *built up area in Sweden*
- 3 *town or city (except three cities below) in Sweden*
- 4 *Stockholm, Göteborg or Malmö*
- 5 *other Nordic country*
- 6 *country outside the Nordic region*
- 7 *other answer:* _____
- 8 *DK/does not want to answer*

Question 58A

R's current home

- 1 *farm or isolated house on the countryside*
- 2 *row house or separate house*
- 3 *flat in block of flats*
- 4 *flat, but not in high rise area*
- 7 *other home:* _____

Question 58B

Do you rent or own your current home?

- 1 *rents home*
- 2 *owns home (including owned flat)*
- 7 *other answer:* _____
- 9 *does not want to answer*

Question 59

Do you have any children below 18 years of age living at home?

[IF YES, ASK FOR THE AGE AND GENDER OF EVERY CHILD]

- 1 *yes*
- 5 *no*
- 7 *other answer:* _____
- 9 *does not want to answer*

age and gender of child/children: _____

**NOTES BY INTERVIEWER AFTER END
OF INTERVIEW:**

Where does R live?

- 1 countryside*
- 2 town or village*
- 3 large town or city*

7 any further remarks:

☐

Yes, R wishes to receive "ACCOUNT OF 91 STUDY"

☐

Yes, R wishes to receive "ACCOUNT OF 94 STUDY" (ready 1995)

The following questions were asked, and identically worded, both in Phase A and Phase B (pre- and post-election surveys):

1-6, 8-10, 12-19, 21-30, 33, 35,40, 44-51, 53-59.

The following questions were only asked in Phase A (pre-election survey):

7, 11, 20, 52.

The following questions were only asked in Phase B (post-election survey):

34, 41-43.

The following questions appeared in both phases, but with variations in tense:

31,32.

ELECTION STUDY 1994

STAGE B

POST-ELECTION INTERVIEWS

Interviewer number

--

Respondent number

--

Time of interview

Time started: _____

Time ended: _____

Respondents year of birth

--

Respondents year of birth _____

Time started: _____

Time ended: _____

Respondents gender

1 man
2 woman

For office use (Dept. Of Political Science)

1

2

3

4

5

6

*For queries and information about the 1994 Election Study, please contact the
Election Study Programme in Göteborg:*

Sören Holmberg, Mikael Gilljam or Per Hedberg

Department of Political Science

Göteborg University

Sprängkullsgatan 19

411 23 Göteborg

telephone: 031 - 773 12 27, 773 12 21, 773 11 99,

Box 711

SE 405 30 Göteborg



Statistiska centralbyrån
Statistics Sweden



STATSVETENSKAPLIGA INSTITUTIONEN
GÖTEBORGS UNIVERSITET

QUESTIONS ONLY APPEARING IN PHASE B (POST-ELECTION SURVEY):

Question 34A

R. had or had not changed party in the Riksdag election

- 1 *R. had changed party - voted for different parties in 1991 and 1994*
- 2 *R. had not changed party - voted for the same party in 1991 and 1994*
- 3 *R. did not vote/does not give party choice for 1991 and/or 1994* 35A

Question 34B

[*TO THOSE WHO HAD CHANGED PARTIES*]

In this year's Riksdag election you voted for (...*PARTY*, see question 31B). Three years ago, in the 1991 Riksdag election, you voted for (...*PARTY*, see question 33B). What made you vote differently this year compared to 1991?

[*ADDED QUESTION FOR COMPLETE ANSWERS*]

Was there anything else that made you vote differently this year?

answer: _____

- 8 *DK/does not want to answer*

Question 41A

Before this year's election, did you read any election brochure or other printed material from any party?

NOTE ALL PARTIES MENTIONED BY R. USE THE PARTY ABBREVIATIONS WITH A SPACE AFTER EVERY PARTY. NOTE ALSO THE ANSWER "ALL PARTIES".

- 1 yes
- 5 no
- 8 DK/does not want to answer

[ADDED QUESTION IF YES]

From which party or parties?

- party(ies): _____
- 3 does not remember from which party
- 8 DK/does not want to answer

Question 41B

Before this year's election, were you at any election meeting or other party arrangement?

- 1 yes
- 5 no
- 8 DK/does not want to answer

[ADDED QUESTION IF YES]

304

Which party or parties?

- party(ies): _____
- 3 does not remember which party
- 8 DK/does not want to answer

Question 41C

Before this year's election, were you personally visited in the home or telephoned by any party?

[SHOW CARD 41C

- 1 yes, personal visit in the home
- 2 yes, telephoned
- 3 yes, both personal visit and telephone call
- 5 no
- 8 DK/does not want to answer

ADDED QUESTION IF YES. IF R. HAS BOTH BEEN PERSONALLY VISITED AND TELEPHONED, NOTE, AFTER EACH PARTY, (B) FOR VISIT, (T) FOR TELEPHONE CALL OR (BT) FOR BOTH.

From which party or parties?

party(ies):

- 3 does not remember from which party
- 8 DK/does not want to answer

Question 41D

Before this year's election, were you in personal contact with any campaigner at your workplace?

- 1 yes
- 5 no
- 8 DK/does not want to answer

[ADDED QUESTION IF YES

From which party or parties?

party(ies):

- 3 does not remember from which party
- 7 not gainfully employed
- 8 DK/does not want to answer

Question 41E

Before this year's election, did you try to persuade any family member, friend or other person to vote for a particular party?

- 1 yes
- 5 no
- 7 other answer:
- 8 DK/does not want to answer

Sifos Telefonbuss 2002

	Skulle i ett riksdagsval idag rösta på:										
	Alla	M	Fp	C	KD	Mp	S	V	Borger ligt m+fp +c+kd	Socia lis- tiskt s+v	Inget parti
Nytt bastal: 18 år och äldre\såg debatten											
Antal intervjuer -----	130										
Vägt bastal -----	126										
Fråga 3.											
Vem tycker du vann den debatten?											
Lars Leijonborg -----	58	58	79	43	79	46	55	82	63	58	46
Sten Andersson -----	7	7	10	6	4	-	5	-	6	4	13
Tveksam, vet ej -----	35	35	11	51	17	54	40	18	31	38	41
Totalt -----	100	100	100	100	100	100	100	100	100	100	100

Telefonintervjuer 7-9,12 maj 2002 (c) Sifo Research & Consulting

Proj 3825730 (ali)

Question 42 3/4

Did you watch the concluding party leader debate on TV the Friday before the election on 18 September?

|SHOW CARD 42 |

- 1 yes, watched the whole party leader debate
 2 yes, watched part of the party leader debate
 5 no, did not watch the party leader debate
 7 other answer:
 8 DK/does not want to answer

Question 43

Before this year's election the parties brought up different matters that they considered as important.

AKS QUESTION BELOW FOR EACH PARTY AND NOTE THE ISSUES AND PROBLEMS THAT R. STATES FOR EACH RESPECTIVE PARTY. PUT 5 FOR NO AND 8 FOR DK/DOES NOT WANT TO ANSWER.

Could you say which issues that (...PARTY) particularly emphasised before this year's election?

ADDED QUESTION FOR COMPLETE ANSWERS

Could you mention anything else that (...PARTY) emphasised?

Social Democrats

answer: _____

8 no/DK/does not want to answer

People's Party Liberals

answer: _____

8 no/DK/does not want to answer

Moderate Party

answer: _____

8 no/DK/does not want to answer

Centre Party

answer: _____

8 no/DK/does not want to answer

Left Party

answer: _____

8 no/DK/does not want to answer

Green Party

answer: _____

8 no/DK/does not want to answer

Christian Democrats

answer: _____

8 no/DK/does not want to answer

New Democracy

answer: _____

8 no/DK/does not want to answer

AS YOU KNOW, WE HAD THREE ELECTIONS AT THE SAME TIME THIS YEAR, that is election to the Riksdag, local *kommunfullmäktige* elections and regional *landsting* elections. (Except in Göteborg, Malmö and on the island of Gotland, where no *landsting* election was held).

Our questions will concern how you votes in the different elections. We would also like to ask when you decided how to vote, if you had the chance to see the concluding party leader debate, how you intend to vote in the forthcoming referendum on Swedish membership of the EU and what you thought of the election campaign.

Answer the questions by putting a cross ☒ in the relevant squares.

Question 1

Which party did you vote for in then *Riksdag* election?

- ☐ Left Party
- ☐ Social Democrats
- ☐ Centre Party
- ☐ People's Party Liberals
- ☐ Moderate Party
- ☐ Christian Democratic Party
- ☐ Green Party
- ☐ New Democracy
- ☐ Other Party (state which):.....
- ☐ Voted blank
- ☐ Did not vote

Question 2

Which party did you vote for in then *kommunfullmäktige* election?

- ☐ Left Party
- ☐ Social Democrats
- ☐ Centre Party
- ☐ People's Party Liberals
- ☐ Moderate Party
- ☐ Christian Democratic Party
- ☐ Green Party
- ☐ New Democracy
- ☐ Other Party (state which):.....
- ☐ Voted blank
- ☐ Did not vote

Question 3

Which party did you vote for in then *landsting* election?

- ☐ Left Party
- ☐ Social Democrats
- ☐ Centre Party
- ☐ People's Party Liberals
- ☐ Moderate Party
- ☐ Christian Democratic Party
- ☐ Green Party
- ☐ New Democracy
- ☐ Other Party (state which):.....
- ☐ Voted blank
- ☐ Did not vote

QUESTION 4

When did you decide how to vote in this year's riksdag election?

- ☐ I decided during the last week before the election
☐ I decided earlier during the autumn or summer
☐ I knew all along how to vote
☐ I did not vote in the Riksdag election

QUESTION 5

Did you see the concluding party leader debate on TV the Friday before the election on 18 September?

- ☐ Yes, I saw the whole party leader debate
☐ Yes, I saw a parts of the party leader debate
☐ Nej, I did not see the party leader debate

QUESTION 6A

For which alternative do you intend to vote in the referendum about Swedish EU membership on 13 November?

- ☐ Intend to vote yes
☐ Intend to vote no
☐ Intend to vote blank
☐ Have not yet decided
☐ Do not intend to vote in the referendum

Question 6B

To you who on question 6A have stated that you have not yet decided or that you do not intend to vote in the referendum.

If you were to vote in the referendum, which alternative are you most inclined to vote for?

- ☐ Inclined to vote yes
☐ Inclined to vote no
☐ Inclined to vote blank
☐ Not yet decided
☐ Do not intend to vote in the referendum

QUESTION 7

Do you think that the total TV coverage (national channels 1 and 2) before the election favoured is disfavoured any of the parties?

	Favoured by TV	Neither favoured nor disfavoured	Disfavoured by TV
Left Party	<input type="checkbox"/>	<input type="checkbox"/>	<input type="checkbox"/>
Social Democrats	<input type="checkbox"/>	<input type="checkbox"/>	<input type="checkbox"/>
Centre Party	<input type="checkbox"/>	<input type="checkbox"/>	<input type="checkbox"/>
People's Party Liberals	<input type="checkbox"/>	<input type="checkbox"/>	<input type="checkbox"/>
Moderate Party	<input type="checkbox"/>	<input type="checkbox"/>	<input type="checkbox"/>
Christian Democratic Party	<input type="checkbox"/>	<input type="checkbox"/>	<input type="checkbox"/>
Green Party	<input type="checkbox"/>	<input type="checkbox"/>	<input type="checkbox"/>
New Democracy	<input type="checkbox"/>	<input type="checkbox"/>	<input type="checkbox"/>

QUESTION 9**How would you characterise this year's election campaign?**

Put a cross for the alternatives you think are most in accordance with your opinion. More than one alternative is possible.

- ☐ Interesting and exciting 432
- ☐ Too much quarrelling between the parties
- ☐ Too much conflict and aggression
- ☐ Clear differences between the parties
- ☐ Too concentrated on the party leaders
- ☐ Objective and informative
- ☐ The election debate in the press, radio and TV was difficult to understand. 438

QUESTION 10**How has your regard of the parties changed during this year's election campaign?**

For each of the parties, have you become:

[For each party - put a cross in the relevant square]

		much more positive	somewhat more positive	neither more positive nor more negative	somewhat more negative	much more negative
Left Party	439	<input type="checkbox"/>	<input type="checkbox"/>	<input type="checkbox"/>	<input type="checkbox"/>	<input type="checkbox"/>
Social Democrats		<input type="checkbox"/>	<input type="checkbox"/>	<input type="checkbox"/>	<input type="checkbox"/>	<input type="checkbox"/>
Centre Party		<input type="checkbox"/>	<input type="checkbox"/>	<input type="checkbox"/>	<input type="checkbox"/>	<input type="checkbox"/>
People's Party Liberals		<input type="checkbox"/>	<input type="checkbox"/>	<input type="checkbox"/>	<input type="checkbox"/>	<input type="checkbox"/>
Moderate Party		<input type="checkbox"/>	<input type="checkbox"/>	<input type="checkbox"/>	<input type="checkbox"/>	<input type="checkbox"/>
Christian Democratic Party		<input type="checkbox"/>	<input type="checkbox"/>	<input type="checkbox"/>	<input type="checkbox"/>	<input type="checkbox"/>
Green Party		<input type="checkbox"/>	<input type="checkbox"/>	<input type="checkbox"/>	<input type="checkbox"/>	<input type="checkbox"/>
New Democracy	446	<input type="checkbox"/>	<input type="checkbox"/>	<input type="checkbox"/>	<input type="checkbox"/>	<input type="checkbox"/>

Question 11**How has your confidence in the following groups and institutions changed during the election campaign?**

		confidence has increased a lot somewhat	confidence has increased increased	confidence has neither somewhat nor decreased	confidence has decreased	confidence has decreased a lot
Politicians	447	<input type="checkbox"/>	<input type="checkbox"/>	<input type="checkbox"/>	<input type="checkbox"/>	<input type="checkbox"/>
Journalists		<input type="checkbox"/>	<input type="checkbox"/>	<input type="checkbox"/>	<input type="checkbox"/>	<input type="checkbox"/>
Opinion polls	449	<input type="checkbox"/>	<input type="checkbox"/>	<input type="checkbox"/>	<input type="checkbox"/>	<input type="checkbox"/>

SURVEY RESULTS

We would like to send you an account of our results. If you wish to receive a report on the survey

results, you may place an order by writing your name and address here below. If you do not wish to

receive the report, you need of course not fill in your name and address.

.....

.....

.....

